

STATISTICAL RELEASE ZANZIBAR ROAD ACCIDENTS AND OFFENCES STATISTICS FOR NOVEMBER-2020

No: 11



Office of Chief Government Statistician

P.O. Box 2321, Zanzibar
Telephone +255242231869
Email: zanstat@ocgs.go.tz
Website: <http://www.ocgs.go.tz>

P.O.Box 237, PHQ Zanzibar
Fax No: 0242231367



Police Headquarter Zanzibar

Email: cidhqznz@gmail.com

Introduction

This is a monthly release which provides summary of statistics from two crime statistics areas namely road accidents and traffic offences. These statistics are released by geographical disaggregation, category and differentiated by gender

Road accidents statistics provide information on number of accidents occurred, type of victim and status of the victim after the accident. While, traffic offences statistics provide information about the road traffic offenses classified into ten broad categories.

Objective

The main objective of the release is to provide timely road accidents and traffic offences information in Zanzibar. This information is useful for planners, policy makers and decision makers.

1. Road Accidents

A total of 21 accidents were reported in November, 2020 that involved 44 all victims of whom 39 were males and five (5) were females were reported. Among the victims, 27 were injured and 17 were died.

Magharibi 'A' district was reported the highest number of accidents seven (7) accidents, followed by Kaskazini 'B' districts six (6) accidents. Magharibi 'A' district reported the highest number of 18 victims (40.9 percent) (Table 1.1).

Among the victims of the road accidents (died/injured), most of them were Passengers (17 victims) followed by pedestrian (14 victims), cyclist (eight (8) victims) and drivers (five (5) victims) (Table 1.2).

The total number of accidents reported in November 2020 decreased to 21 in November 2020 from 33 accidents reported in November 2019, which indicates a decrease of 36.4 percent while the

with preceding month, the number of accidents decreased from 23 accidents reported in October 2020 to 21 reported in November 2020, which indicates a decrease of 8.7 percent (Table 1.3 and Table 1.4).

2. Traffic Offences

A total of 1,253 traffic offences were reported in November 2020, of which 1,247 offences were committed by males and six (6) offences were committed by female. 'Non-compliance with guidelines and traffic regulations' (278 offences) followed by 'dangerous loads and passengers' (255 offences), 'failure to wear uniforms and badges for conductor and driver at passenger' (230 offences) and 'driving without license, insurance and road license' (222 offences). The listed four offences accounted for 78.6 percent of all offences (Table 2.1).

Magharibi 'B' district committed the highest number of offences (217 offences) which is equivalent 17.3 percent of all offences, while Micheweni reported the least number of 23 offences (1.8 percent). The districts of Mjini Magharibi shared 46.5 percent of all offences suggesting that the region continues to be the center of road offences. Mjini district was more likely to commit offences of 'non-compliance with guidelines and traffic regulations' (61 offences) and 'failure to wear uniforms and badges for conductor and driver at passenger' (44 offences). Magharibi B district was most likely to commit offences of 'non-compliance with guidelines and traffic regulations' (61 offences), 'failure to wear uniforms and badges for conductor and driver at passenger' (44 offences). Also Kaskazini B district was more likely to commit offences of 'non-compliance with guidelines and traffic regulations' (38 offences) and 'dangerous loads and passengers' (28 offences). Wete district was more likely to commit offences of 'driving without license, insurance and road license' (44 offences). All districts in Mjini Magharibi region committed more offences on 'failure to wear uniforms and badges for conductor and driver at passenger car', 'non-compliance with guidelines and traffic regulations', 'driving without license, insurance and road license', 'driving without helmet' and 'dangerous loads and passengers' (Table 2.1 and 2.2).

A total number of offences reported in November 2020 decreased to 1,253 offences in November 2020 from 1,553 offences in November 2019, which indicates a decreasing of 19.3 percent. Compared with previous month, the number of offences reported in November 2020 increased to 1,253 offences from 1,118 offences reported in October 2020, which indicates an increasing of 12.1 percent (Table 2.2)

Figure 1.1: Number of Accident and Victims by District, November 2020

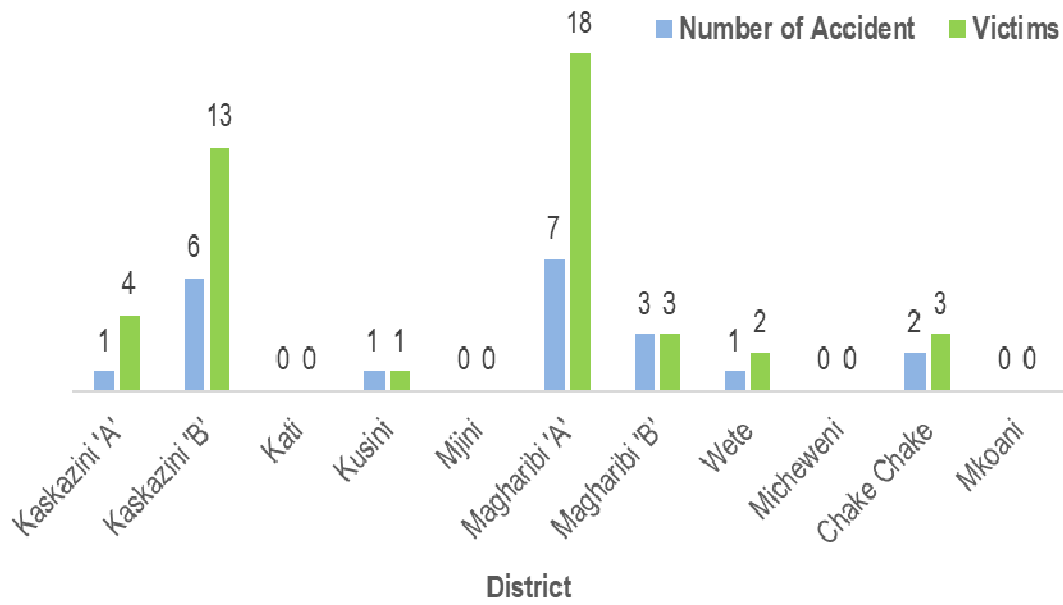


Figure 1.2: Number of Victim of Accidents, November2020

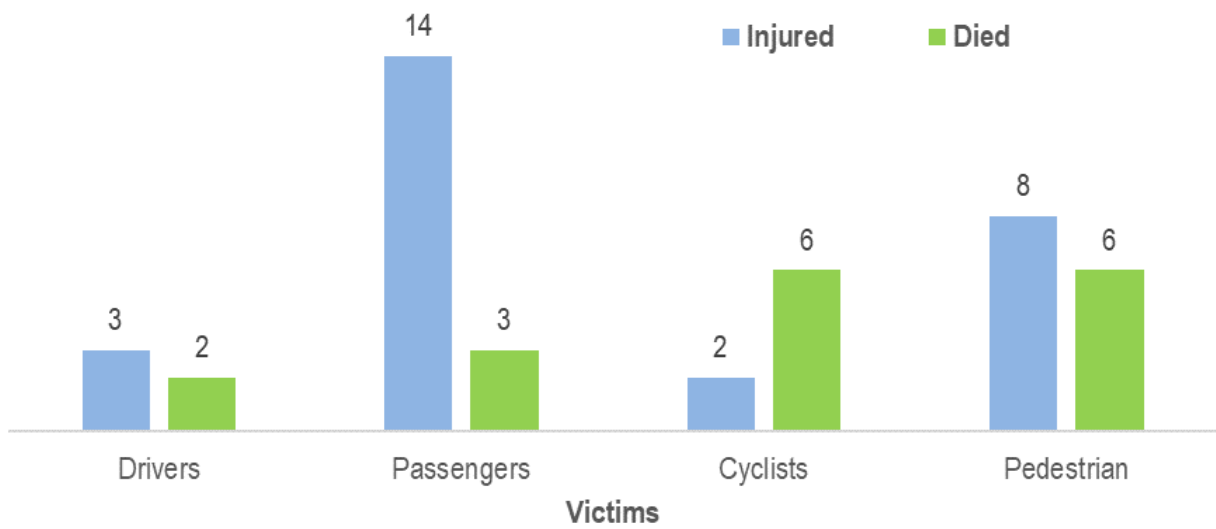


Table 1.1: Number of Reported Victims of Road Accidents by District and Sex; November 2020

District	No of Accident		Died				Injured				Total			
	Number	Percent	Male	Female	Total	Percent	Male	Female	Total	Percent	Male	Female	Total	Percent
Kaskazini 'A'	1	4.8	1	0	1	5.9	2	1	3	11.1	3	1	4	9.1
Kaskazini 'B'	6	28.6	2	3	5	29.4	8	0	8	29.6	10	3	13	29.5
Kati	0	0	0	0	0	0	0	0	0	0	0	0	0	0
Kusini	1	4.8	1	0	1	5.9	0	0	0	0	1	0	1	2.3
Mjini	0	0	0	0	0	0.0	0	0	0	0	0	0	0	0
Magharibi 'A'	7	33.3	6	0	6	35.3	11	1	12	44.4	17	1	18	40.9
Magharibi 'B'	3	14.3	2	0	2	11.8	1	0	1	3.7	3	0	3	6.8
Wete	1	4.8	0	0	0	0	2	0	2	7.4	2	0	2	4.5
Micheweni	0	0	0	0	0	0	0	0	0	0	0	0	0	0
Chake chake	2	9.5	2	0	2	11.8	1	0	1	3.7	3	0	3	6.8
Mkoani	0	0	0	0	0	0.0	0	0	0	0	0	0	0	0
Total	21	100	14	3	17	100	25	2	27	100	39	5	44	100

Source: Police Headquarter Zanzibar

Table 1.2: Number of Reported Road Accident by District and Type of Victims; November2020

District	No. of Accident	Drivers						Passengers						Cyclists						Pedestrian								
		Died			Injured			Died			Injured			Died			Injured			Died			Injured					
		M	F	T	M	F	T	M	F	T	M	F	T	M	F	T	M	F	T	M	F	T	M	F	T			
Kaskazini 'A'	1	0	0	0	0	0	0	0	0	0	2	1	3	1	0	1	0	0	0	0	0	0	0	0	0	0	0	0
Kaskazini 'B'	6	0	0	0	1	0	1	1	0	1	7	0	7	0	0	0	0	0	0	1	3	4	0	0	0	0	0	0
Kati	0	0	0	0	0	0	0	0	0	0	0	0	0	0	0	0	0	0	0	0	0	0	0	0	0	0	0	0
Kusini	1	0	0	0	0	0	0	1	0	1	0	0	0	0	0	0	0	0	0	0	0	0	0	0	0	0	0	0
Mjini	0	0	0	0	0	0	0	0	0	0	0	0	0	0	0	0	0	0	0	0	0	0	0	0	0	0	0	0
Magharibi 'A'	7	0	0	0	1	0	1	1	0	1	4	0	4	4	0	4	0	0	0	1	0	1	6	1	7	0	0	0
Magharibi 'B'	3	0	0	0	0	0	0	0	0	0	0	0	0	1	0	1	1	0	1	1	0	1	0	0	0	0	0	0
Wete	1	0	0	0	0	0	0	0	0	0	0	0	0	0	0	0	1	0	1	0	0	0	1	0	1	0	0	0
Micheweni	0	0	0	0	0	0	0	0	0	0	0	0	0	0	0	0	0	0	0	0	0	0	0	0	0	0	0	0
Chake chake	2	2	0	2	1	0	1	0	0	0	0	0	0	0	0	0	0	0	0	0	0	0	0	0	0	0	0	0
Mkoani	0	0	0	0	0	0	0	0	0	0	0	0	0	0	0	0	0	0	0	0	0	0	0	0	0	0	0	0
Total	21	2	0	2	3	0	3	3	0	3	13	1	14	6	0	6	2	0	2	3	3	6	7	1	8			

Source: Police Headquarter Zanzibar

Table 1.3: Statistics of Road Accidents, between November 2019 and 2020

District	No of accidents		Victims				Drivers				Passengers				Cyclist				Pedestrians			
			Injured		Died		Injured		Died		Injured		Died		Injured		Died		Injured		Died	
	Nov-19	Nov-20	Nov-19	Nov-20	Nov-19	Nov-20	Nov-19	Nov-20	Nov-19	Nov-20	Nov-19	Nov-20	Nov-19	Nov-20	Nov-19	Nov-20	Nov-19	Nov-20	Nov-19	Nov-20	Nov-19	Nov-20
Kaskazini 'A'	3	1	3	3	3	3	0	0	0	0	0	3	0	0	1	0	0	1	2	0	3	0
Kaskazini 'B'	1	6	1	8	0	8	0	1	0	0	0	7	0	1	1	0	0	0	0	0	0	4
Kati	3	0	8	0	3	0	0	0	0	0	0	8	0	3	0	0	0	0	0	0	0	0
Kusini	0	1	0	0	0	0	0	0	0	0	0	0	0	1	0	0	0	0	0	0	0	0
Mjini	7	0	5	0	0	0	0	0	0	0	1	0	0	0	3	0	0	0	1	0	0	0
Magharibi 'A'	5	7	9	12	1	12	0	1	0	0	0	4	0	1	5	0	0	4	4	7	1	1
Magharibi 'B'	8	3	6	1	3	1	1	0	0	0	1	0	0	0	3	1	2	1	1	0	1	1
Wete	4	1	60	2	1	2	1	0	0	0	56	0	0	0	2	1	0	0	1	1	1	0
Micheweni	0	0	0	0	0	0	0	0	0	0	0	0	0	0	0	0	0	0	0	0	0	0
Chake chake	0	2	0	1	0	1	0	1	0	2	0	0	0	0	0	0	0	0	0	0	0	0
Mkoani	2	0	1	0	1	0	0	0	0	0	0	0	0	0	1	0	0	0	0	0	1	0
Total	33	21	93	27	12	27	2	3	0	2	66	14	3	3	16	2	2	6	9	8	7	6

Source: Police Headquarter Zanzibar

Table 1.4: Statistics of Road Accidents, between October and November 2020

District	No of Accident		Victims				Drivers				Passengers				Cyclists				Pedestrian			
			Injured		Died		Injured		Died		Injured		Died		Injured		Died		Injured		Died	
	Oct	Nov	Oct	Nov	Oct	Nov	Oct	Nov	Oct	Nov	Oct	Nov	Oct	Nov	Oct	Nov	Oct	Nov	Oct	Nov	Oct	Nov
Kaskazini 'A'	2	1	3	3	2	1	0	0	0	0	0	3	0	0	2	0	1	1	1	0	1	0
Kaskazini 'B'	1	6	4	8	1	5	4	1	1	0	0	7	0	1	0	0	0	0	0	0	0	4
Kati	4	0	16	0	1	0	0	0	0	0	0	16	0	0	0	0	1	0	0	0	0	0
Kusini	1	1	0	0	1	1	0	0	0	0	0	0	1	1	0	0	0	0	0	0	0	0
Mjini	1	0	0	0	1	0	0	0	0	0	0	0	0	0	0	0	0	0	0	0	1	0
Magharibi 'A'	5	7	11	12	6	6	2	1	0	0	6	4	1	1	1	0	5	4	2	7	0	1
Magharibi 'B'	4	3	1	1	2	2	0	0	0	0	1	0	0	0	0	1	1	1	0	0	1	1
Wete	4	1	9	2	1	0	0	0	0	0	9	0	0	0	0	1	0	0	0	1	1	0
Micheweni	0	0	0	0	0	0	0	0	0	0	0	0	0	0	0	0	0	0	0	0	0	0
Chake Chake	0	2	0	1	0	2	0	1	0	2	0	0	0	0	0	0	0	0	0	0	0	0
Mkoani	1	0	0	0	1	0	0	0	0	0	0	0	0	0	0	0	0	0	0	0	1	0
Total	23	21	44	27	16	17	6	3	1	2	32	14	2	3	3	2	8	6	3	8	5	6

Source: Police Headquarter Zanzibar

Table 1.5: Number of Source /cause of road accident by District, November 2020

District	Source /cause of road accident	
	Driving car/ motor vehicle by high speed	Driver's negligence/carelessness
Kaskazini 'A'	1	0
Kaskazini 'B'	5	1
Kusini	1	0
Magharibi 'A'	7	0
Magharibi 'B'	3	0
Wete	1	0
Chake Chake	2	0
Jumla	20	1

Source: Police Headquarter Zanzibar

Table1.6: Road Accidents as per the Time of Occurrence, November 2020

Time (24 hrs)	Number of Accidents
06:01 - 09:00 hrs	2
09:01 - 12:00 hrs	5
12:01 - 15:00 hrs	5
15:01 - 18:00 hrs	2
18:01 - 21:00 hrs	6
21:01 - 00:00 hrs	1
00:01 - 03:00 hrs	0
03:01 - 06:00 hrs	0
Total	21

Source: Police Headquarter Zanzibar

Figure 2.1: Number of Offences by Type, November 2020

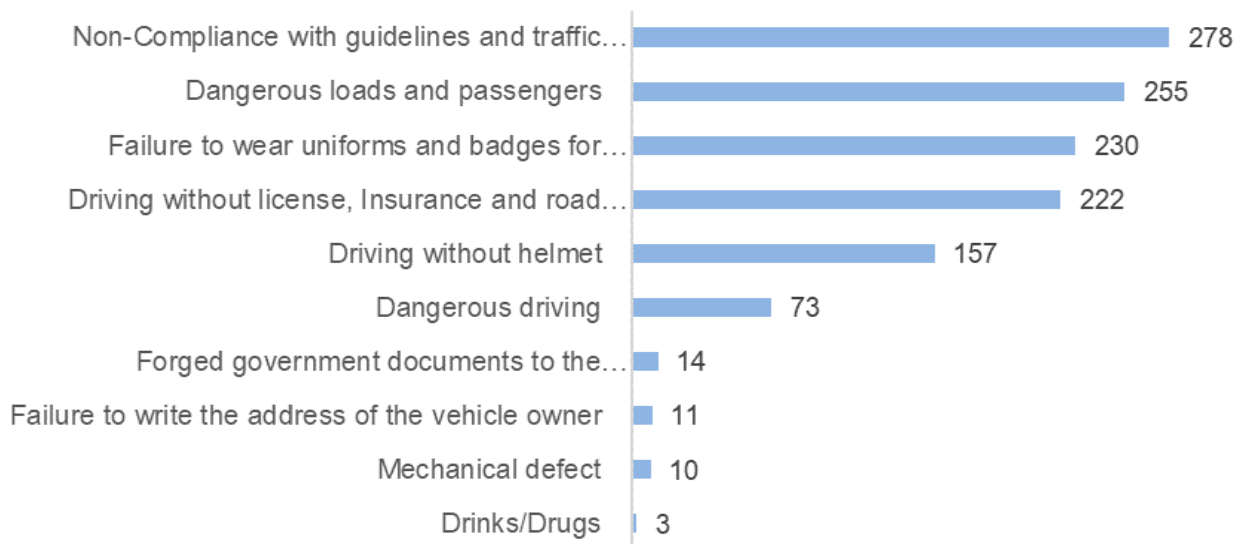


Figure 2.2: Number of Offences by Districts, November 2020

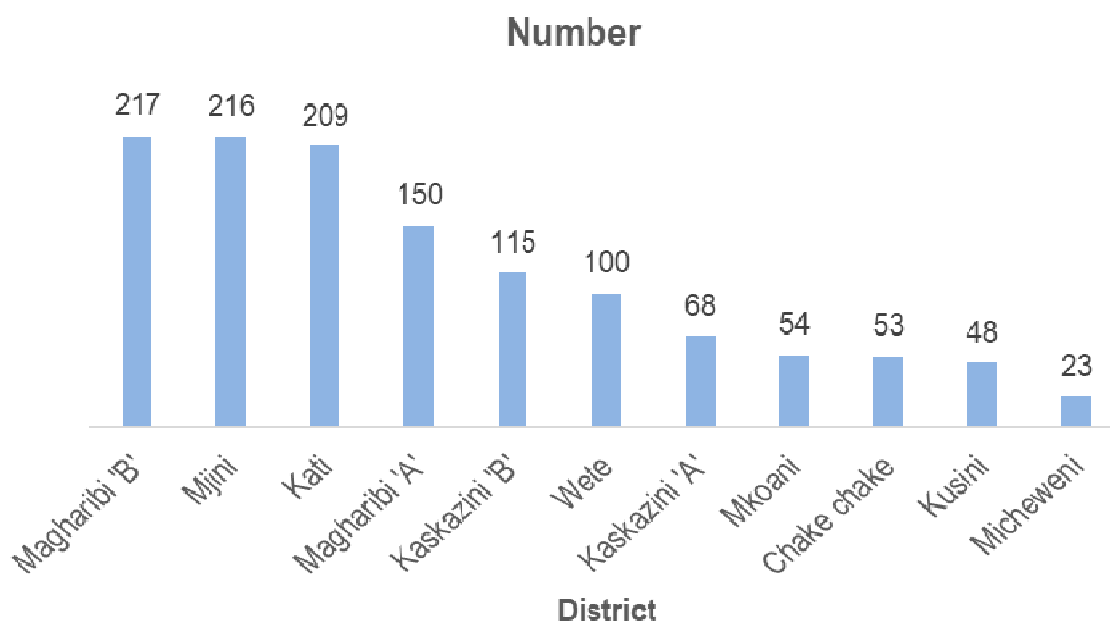


Table 2.1: Reported Traffic Offences by District and Sex, November 2020

District	Drinks/Drugs			Dangerous driving			Mechanical defect			Driving without helmet			Driving without license, Insurance and road license		
	Male	Female	Total	Male	Female	Total	Male	Female	Total	Male	Female	Total	Male	Female	Total
Kaskazini 'A'	0	0	0	2	0	2	0	0	0	0	0	0	17	0	17
Kaskazini 'B'	0	0	0	5	0	5	0	0	0	10	0	10	12	0	12
Kati	0	0	0	43	0	43	0	0	0	37	0	37	11	0	11
Kusini	0	0	0	0	0	0	2	0	2	8	0	8	14	0	14
Mjini	0	0	0	0	0	0	0	0	0	35	0	35	41	0	41
Magharibi 'A'	3	0	3	13	0	13	0	0	0	8	0	8	15	0	15
Magharibi 'B'	0	0	0	0	0	0	4	0	4	30	0	30	38	0	38
Wete	0	0	0	10	0	10	1	0	1	13	0	13	44	0	44
Micheweni	0	0	0	0	0	0	0	0	0	2	0	2	10	0	10
Chake chake	0	0	0	0	0	0	3	0	3	10	0	10	12	0	12
Mkoani	0	0	0	0	0	0	0	0	0	1	3	4	8	0	8
Total	3	0	3	73	0	73	10	0	10	154	3	157	222	0	222

Source: Police Headquarter Zanzibar

Cont... Table 2.1: Reported Traffic Offences by District and Sex, November 2020

District	Dangerous loads and passengers			Failure to write the address of the vehicle owner			Forged government documents to the passenger car			Failure to wear uniforms and badges for conductor and driver at passenger car			Non-Compliance with guidelines and traffic regulations			Total		
	Male	Female	Total	Male	Female	Total	Male	Female	Total	Male	Female	Total	Male	Female	Total	Male	Female	Total
Kaskazini 'A'	21	0	21	0	0	0	6	0	6	0	0	0	22	0	22	68	0	68
Kaskazini 'B'	28	0	28	0	0	0	0	0	0	22	0	22	38	0	38	115	2	115
Kati	40	0	40	11	0	11	0	0	0	38	0	38	29	0	29	209	0	209
Kusini	13	0	13	0	0	0	8	0	8	0	0	0	3	0	3	48	0	48
Mjini	35	0	35	0	0	0	0	0	0	44	0	44	61	0	61	216	0	216
Magharibi 'A'	32	0	32	0	0	0	0	0	0	49	0	49	30	0	30	150	0	150
Magharibi 'B'	40	0	40	0	0	0	0	0	0	44	0	44	61	0	61	217	0	217
Wete	12	0	12	0	0	0	0	0	0	13	0	13	7	0	7	100	0	100
Micheweni	4	0	4	0	0	0	0	0	0	4	0	4	3	0	3	23	0	23
Chake chake	12	0	12	0	0	0	0	0	0	9	0	9	7	0	7	53	1	53
Mkoani	18	0	18	0	0	0	0	0	0	7	0	7	17	0	17	51	3	54
Total	255	0	255	11	0	11	14	0	14	230	0	230	278	0	278	1,247	6	1,253

Source: Police Headquarter Zanzibar

Table 2.2: Statistics of Traffic Offences, between November 2019 and 2020

District	Drinks/Drugs		Dangerous driving		Mechanical defect		Driving without helmet		Driving without license, Insurance and road license		Dangerous loads and passengers		Failure to write the address of the vehicle owner		Forged government documents to the passenger car		Failure to wear uniforms and badges for conductor and driver at passenger car		Non-Compliance with guidelines and traffic regulations		Total	
	Nov-19	Nov-20	Nov-19	Nov-20	Nov-19	Nov-20	Nov-19	Nov-20	Nov-19	Nov-20	Nov-19	Nov-20	Nov-19	Nov-20	Nov-19	Nov-20	Nov-19	Nov-20	Nov-19	Nov-20	Nov-19	Nov-20
Kaskazini 'A'	0	0	7	2	2	0	1	0	14	17	36	21	0	0	0	6	4	0	41	22	105	68
Kaskazini 'B'	0	0	0	5	5	0	4	10	13	12	78	28	4	0	0	0	0	22	114	38	218	115
Kati	0	0	24	43	30	0	6	37	16	11	64	40	7	11	0	0	9	38	6	29	162	209
Kusini	0	0	0	0	8	2	0	8	5	14	15	13	0	0	0	8	1	0	18	3	47	48
Mjini	0	0	5	0	0	0	32	35	86	41	48	35	4	0	0	0	48	44	22	61	245	216
Magharibi 'A'	0	3	0	13	1	0	21	8	80	15	24	32	5	0	0	0	20	49	9	30	160	150
Magharibi 'B'	0	0	3	0	0	4	37	30	73	38	57	40	7	0	0	0	30	44	28	61	235	217
Wete	0	0	3	10	0	1	18	13	45	44	28	12	5	0	0	0	13	13	45	7	157	100
Micheweni	0	0	0	0	0	0	1	2	6	10	7	4	1	0	0	0	0	4	25	3	40	23
Chake chake	0	0	0	0	0	3	15	10	35	12	35	12	0	0	0	0	15	9	35	7	135	53
Mkoani	0	0	0	0	0	0	2	4	11	8	15	18	0	0	0	0	7	7	14	17	49	54
Total	0	3	42	73	46	10	137	157	384	222	407	255	33	11	0	14	147	230	357	278	1,553	1253

Source: Police Headquarter Zanzibar

Table 2.3: Statistics of Traffic Offences between October, and November, 2020

District	Drinks/Drugs		Dangerous driving		Mechanical defect		Driving without helmet		Driving without license, Insurance and road license		Dangerous loads and passengers		Failure to write the address of the vehicle owner		Forged government documents to the passenger car		Failure to wear uniforms and badges for conductor and driver at passenger car		Non-Compliance with guidelines and traffic regulations		Total	
	Oct	Nov	Oct	Nov	Oct	Nov	Oct	Nov	Oct	Nov	Oct	Nov	Oct	Nov	Oct	Nov	Oct	Nov	Oct	Nov	Oct	Nov
Kaskazini 'A'	0	0	3	2	0	0	0	0	18	17	7	21	0	0	0	6	0	0	8	22	36	68
Kaskazini 'B'	0	0	7	5	0	0	7	10	6	12	25	28	0	0	0	0	19	22	38	38	102	115
Kati	0	0	9	43	29	0	21	37	19	11	38	40	1	11	0	0	7	38	3	29	127	209
Kusini	0	0	0	0	0	2	4	8	7	14	15	13	0	0	0	8	10	0	6	3	42	48
Mjini	0	0	0	0	6	0	30	35	42	41	39	35	5	0	75	0	0	44	50	61	247	216
Magharibi 'A'	0	3	0	13	0	0	11	8	28	15	18	32	0	0	0	0	23	49	37	30	117	150
Magharibi 'B'	0	0	0	0	0	4	62	30	38	38	21	40	0	0	0	0	68	44	107	61	296	217
Wete	1	0	14	10	0	1	4	13	31	44	8	12	1	0	0	0	8	13	13	7	80	100
Micheweni	0	0	0	0	0	0	0	2	2	10	0	4	0	0	0	0	0	4	0	3	2	23
Chake chake	0	0	0	0	0	3	3	10	4	12	20	12	0	0	0	0	13	9	14	7	54	53
Mkoani	0	0	0	0	0	0	5	4	0	8	4	18	0	0	0	0	3	7	3	17	15	54
Total	1	3	33	73	35	10	147	157	195	222	195	255	7	11	75	14	151	230	279	278	1118	1253

Source: Police Headquarter Zanzibar

Table 2.4 Charges paid to the Regional Court and Number of cases, November 2020

Region	Number of cases	Fees paid(TZS)
Mjini Magharibi	323	7,566,000
Kaskazini Unguja	43	840,000
Kusini Unguja	41	1,520,000
Kaskazini Pemba	30	1,010,000
Kusini Pemba	25	670,000
Jumla	462	11,606,000

Explanatory Note

A road accident refers to any accident involving at least one road vehicle, occurring on a road open to public circulation, and in which at least one person is injured or killed. According to Penal Act no. 6/2004 Act to repeal the Penal Decree, chapter 13 of the law of Zanzibar limitation as time to death is defined as Killed persons are accident victims who die immediately or within one year and one day (366) following the accident. Injured persons are accident victims having suffered trauma requiring medical treatment with or without hospitalization.

Roads are primary mean of transportation. These provide human access to different places. Many people's use road for different means of transport. Some of them use vehicle, bicycle and others walk.

An offence is a crime that breaks a particular law and requires a particular punishment. Road accidents are caused by various human offenses. Many mistakes that make his appearance seem to be minor but his impact becomes great. As a result, people getting disabilities or dying

For more clarifications, please contact:

*Police Headquarters Zanzibar
P.O.BOX, 237, PHQ, Zanzibar
Email:cidphqznz@gmail.com*

*Office of the Chief Government Statistician
P.O. BOX, 2321, Zanzibar
Email: zanstat@ocgs.go.tz*