

STATISTICAL RELEASE ZANZIBAR ROAD ACCIDENTS AND OFFENCES STATISTICS FOR JANUARY-2018

No:1



Office of Chief Government Statistician

P.O. Box 2321, Zanzibar
Telephone +255242231869
Email: zanstat@ocgs.go.tz
Website: <http://www.ocgs.go.tz>



Police Headquarter Zanzibar

P.O. Box 237, PHQ Zanzibar
Fax No: 0242231367
Email: cidhqznz@gmail.com

Introduction

This is a monthly release which provides summary of statistics from two crime statistics areas namely road accidents and traffic offences. These statistics are released by geographical disaggregation, category and differentiated by gender.

Roads accidents statistics provide information on number of accidents occurred, type of victim and status of the victim after the accident. While, traffic offences statistics provide information about the road traffic offenses classified into ten broad categories.

Objective

The objective of the release is to provide timely road accidents and traffic offences information in Zanzibar. This information is useful for planners, policy makers and decision makers.

1. Road Accidents

A total of 35 accidents were recorded in January 2018. There were 79 victims of whom 72 were males (91.1 percent) and 7 were females (8.9 percent). Almost a quarter (24 percent) of victims died of whom 17 were males (89.5 percent). The remaining victims (60) were injured whereby majority of them (91.7 percent) were males (Table 1.1).

The districts with most accidents in January were Mjini and Magharibi B, each with eight cases followed by Wete and Kati districts (each having four accidents). Kati district reported the highest number of injured persons (31), and also claimed the highest frequency of death (8 persons) compared with other districts (Table 1.1).

More than one third of the total victims of roads accidents were passengers (34 persons) with 29 of them injured and five died. Sex differentials suggest that males suffer more accidents: 72 males compared with seven females (Table 1.1).

2. Traffic Offences

Non-Compliance with guidelines and traffic regulations is the main offences that occurred in January (927 offences) followed by dangerous loads and passengers (893 offences) and Driving without license, Insurance or road license with 521 offences. The three contribute to three quarters (74.3 percent) of all cases. Putting it differently, three in every four traffic offences are due to negligence on the part of drivers. Many offences occurred in Magharibi 'A' district while Kusini district had the least (Figure 2.1 and 2.2).

Kati and Magharibi 'A' districts were more likely to commit offences with dangerous load and passengers while Mjini district were more of those driving without licenses and other road permits (Table 2.1).

Figure 1.1: Number of Accident and Victims by District in Zanzibar, January 2018

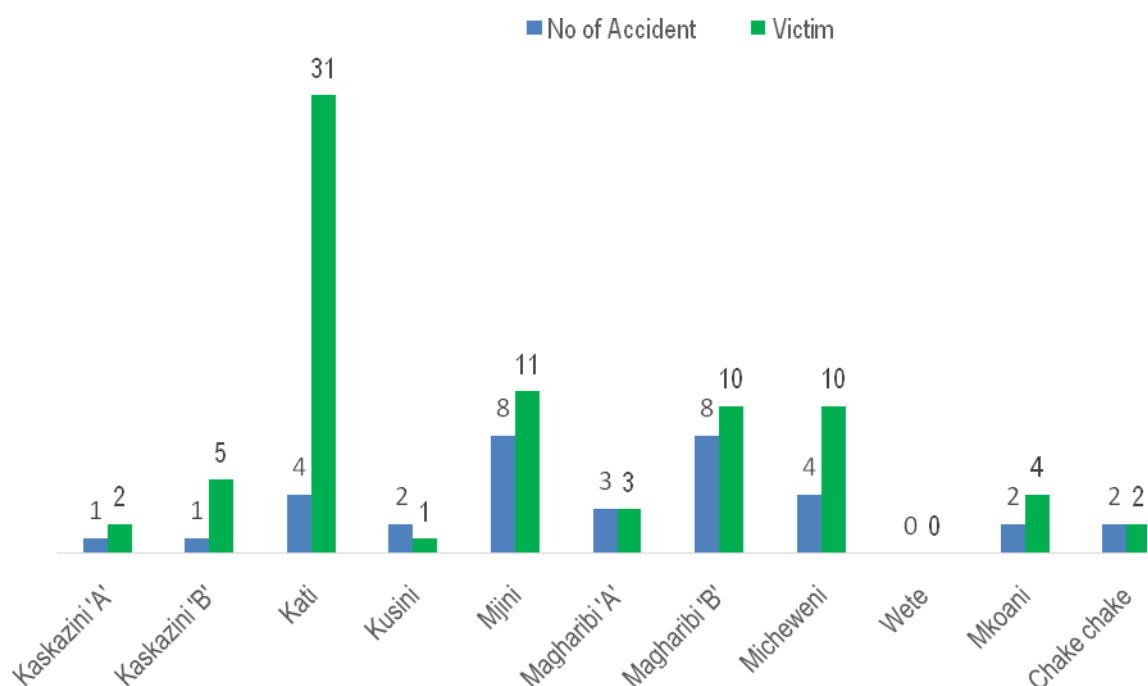


Figure 1.2: Number of Victims of Accidents, January 2018

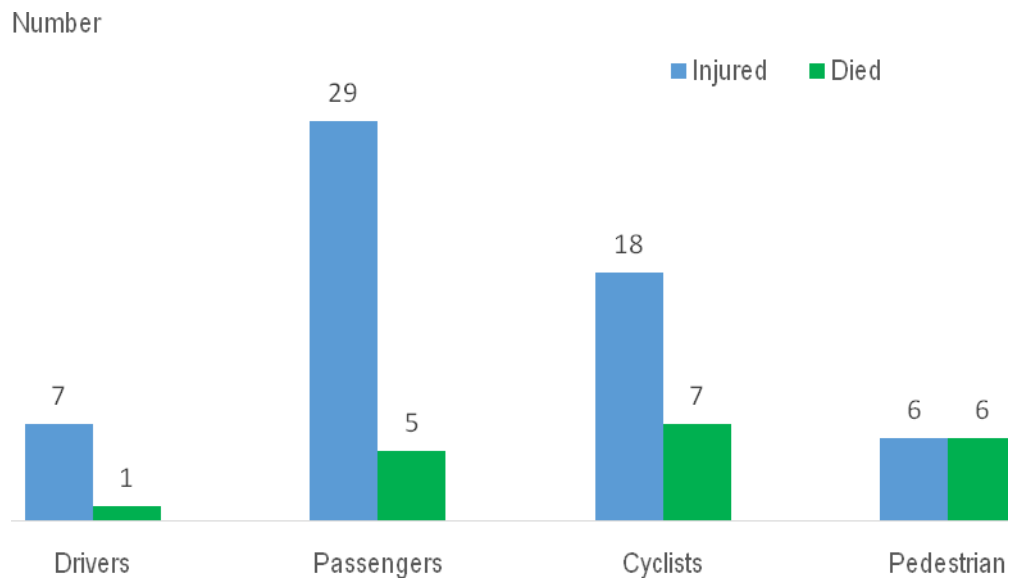


Table 1.1: Number of Reported Victims of Road Accident by District and Sex; January 2018

District	No of Accident		Injured				Died				Total			
	Number	Percent	Male	Female	Total	Total Percent	Male	Female	Total	Total Percent	Male	Female	Total	Total Percent
Kaskazini 'A'	1	2.9	2	0	2	3.3	0	0	0	0.0	2	0	2	2.5
Kaskazini 'B'	1	2.9	4	1	5	8.3	0	0	0	0.0	4	1	5	6.3
Kati	4	11.4	20	3	23	38.3	6	2	8	42.1	26	5	31	39.2
Kusini	2	5.7	1	0	1	1.7	0	0	0	0.0	1	0	1	1.3
Mjini	8	22.9	9	0	9	15.0	2	0	2	10.5	11	0	11	13.9
Magharibi 'A'	3	8.6	2	0	2	3.3	1	0	1	5.3	3	0	3	3.8
Magharibi 'B'	8	22.9	7	1	8	13.3	2	0	2	10.5	9	1	10	12.7
Wete	4	11.4	7	0	7	11.7	3	0	3	15.8	10	0	10	12.7
Micheweni	0	0.0	0	0	0	0.0	0	0	0	0.0	0	0	0	0.0
Chake Chake	2	5.7	2	0	2	3.3	2	0	2	10.5	4	0	4	5.1
Mkoani	2	5.7	1	0	1	1.7	1	0	1	5.3	2	0	2	2.5
Total	35	100	55	5	60	100	17	2	19	100	72	7	79	100

Source: Police Headquarter Zanzibar

Table 1.2: Number of Reported Road Accident by District and Type of Victims; January 2018

District	No. of Accident	Drivers			Passengers			Cyclists			Pedestrian		
		Injured			Died			Injured			Died		
		M	F	T	M	F	T	M	F	T	M	F	T
Kaskazini 'A'	1	0	0	0	0	0	0	0	0	0	0	0	0
Kaskazini 'B'	1	0	0	0	0	0	0	0	0	0	0	1	1
Kati	4	2	0	2	1	0	1	17	3	20	0	2	2
Kusini	2	0	0	0	0	0	0	0	0	0	1	0	1
Mjini	8	0	0	0	0	0	0	3	0	3	0	0	0
Magharibi 'A'	3	2	0	2	0	0	0	0	0	0	1	0	1
Magharibi 'B'	8	2	0	2	0	0	0	0	0	0	4	0	4
Wete	4	0	0	0	0	0	0	4	0	4	1	0	1
Micheweni	0	0	0	0	0	0	0	0	0	0	0	0	0
Mkoani	2	0	0	0	0	0	0	1	0	1	0	0	0
Chake Chake	2	1	0	1	0	0	0	1	0	1	0	0	0
Total	35	7	0	7	1	0	1	26	3	29	3	2	5

Source: Police Headquarter Zanzibar

Note:

M: Male
F: Female
T: Total

Figure 2.1: Offences by Type in Zanzibar, January 2018

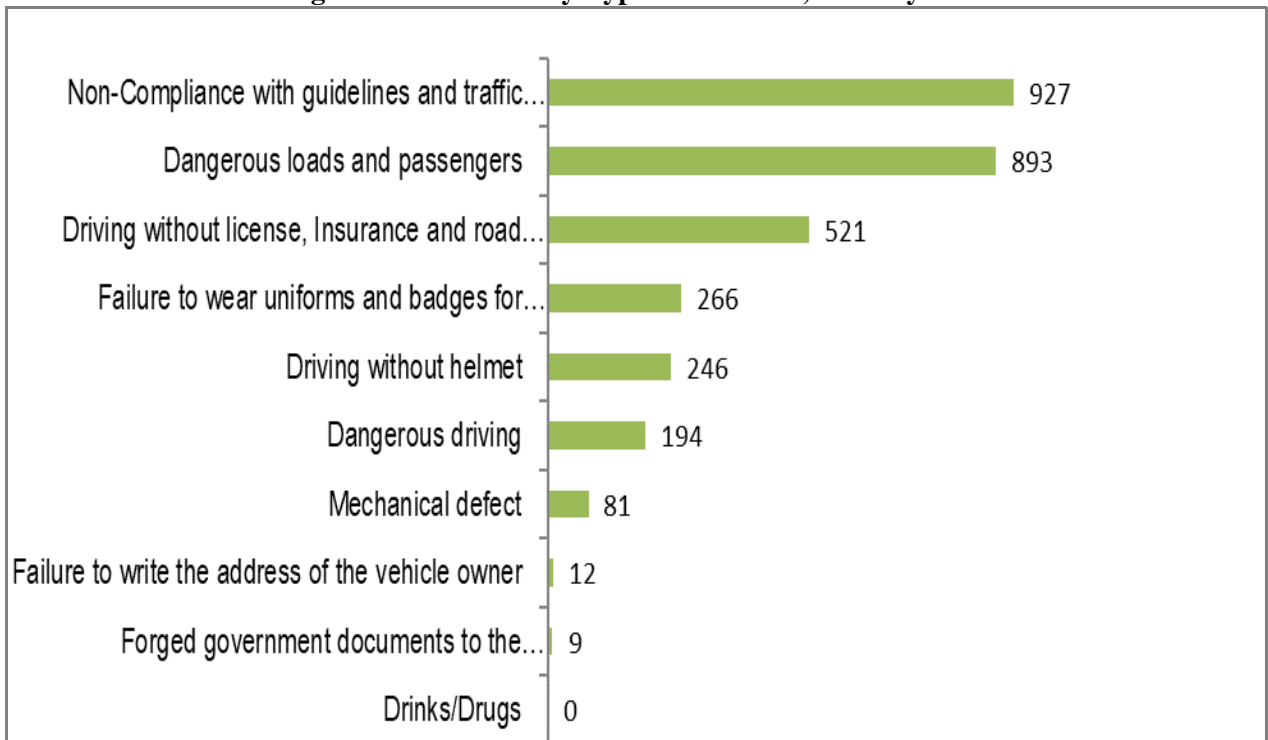


Figure 2.2: Offences by Districts in Zanzibar, January 2018

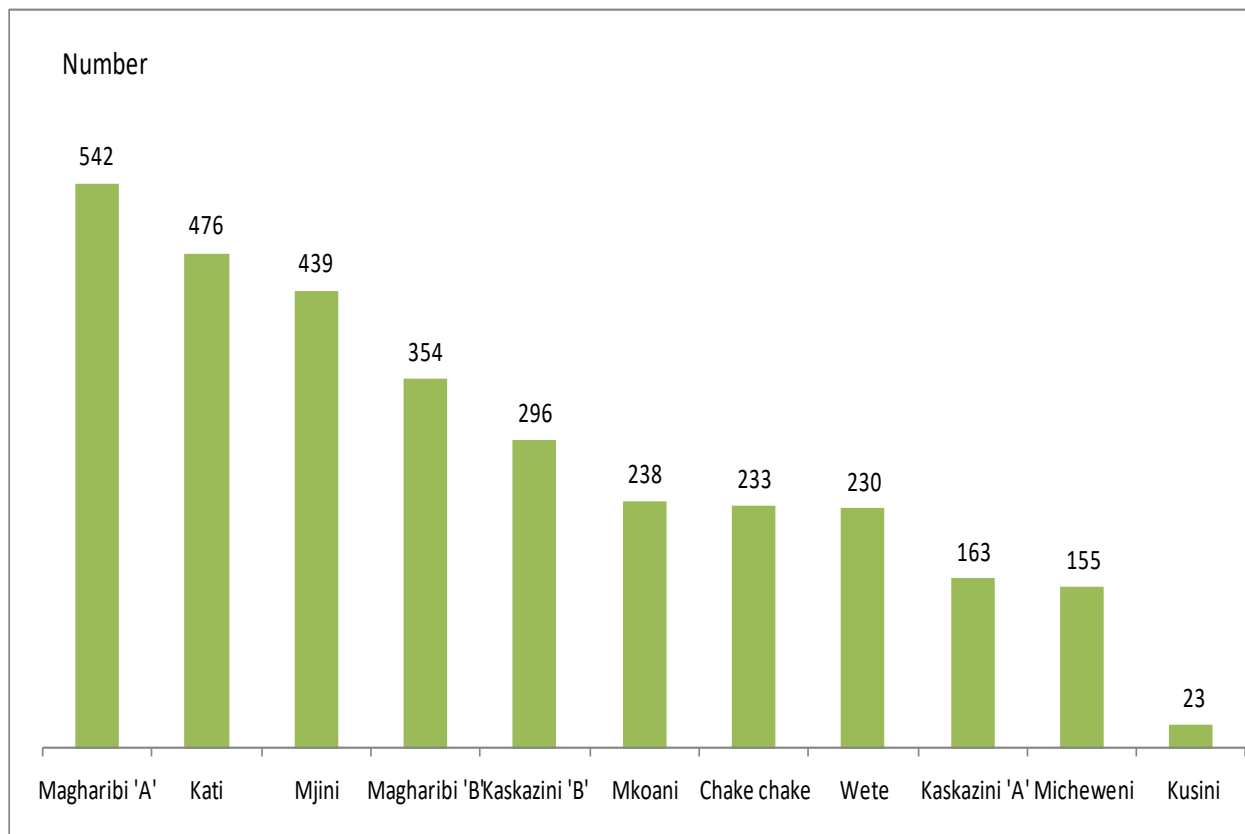


Table 2.1: Reported Traffic Offences by District and Sex, January 2018

District	Drinks/Drugs			Dangerous driving			Mechanical defect			Driving without helmet			Driving without license, Insurance and road license		
	Male	Female	Total	Male	Female	Total	Male	Female	Total	Male	Female	Total	Male	Female	Total
Kaskazini 'A'	0	0	0	10	0	10	0	0	0	4	0	4	18	0	18
Kaskazini 'B'	0	0	0	22	0	22	9	0	9	22	0	22	33	0	33
Kati	0	0	0	9	0	9	54	0	54	6	0	6	30	0	30
Kusini	0	0	0	0	0	0	5	0	5	3	0	3	7	0	7
Mjini	0	0	0	2	0	2	2	0	2	4	0	4	140	0	140
Magharibi 'A'	0	0	0	0	0	0	0	0	0	91	0	91	68	0	68
Magharibi 'B'	0	0	0	0	0	0	5	0	5	24	0	24	81	0	81
Micheweni	0	0	0	40	0	40	0	0	0	10	0	10	30	0	30
Wete	0	0	0	110	0	110	5	0	5	19	0	19	40	0	40
Mkoani	0	0	0	0	0	0	1	0	1	3	0	3	3	0	3
Chake chake	0	0	0	1	0	1	0	0	0	60	0	60	71	0	71
Total	0	0	0	194	0	194	81	0	81	246	0	246	521	0	521

Source: Police Headquarter Zanzibar

(continue)Table 2.1: Reported Traffic Offences by District and Sex in Zanzibar, January 2018

District	Dangerous loads and passengers			Failure to write the address of the vehicle owner			Forged government documents to the passenger car			Failure to wear uniforms and badges for conductor and driver at passenger car			Non-Compliance with guidelines and traffic regulations			Total		
	Male	Female	Total	Male	Female	Total	Male	Female	Total	Male	Female	Total	Male	Female	Total	Male	Female	Total
Kaskazini 'A'	55	0	55	0	0	0	0	0	0	11	0	11	65	0	65	163	0	163
Kaskazini 'B'	87	0	87	4	0	4	0	0	0	40	0	40	79	0	79	296	0	296
Kati	192	0	192	0	0	0	0	0	0	0	0	0	185	0	185	476	0	476
Kusini	4	0	4	0	0	0	0	0	0	0	0	0	4	0	4	23	0	23
Mjini	83	0	83	0	0	0	0	0	0	75	0	75	133	0	133	439	0	439
Magharibi 'A'	151	0	151	0	0	0	0	0	0	70	0	70	162	0	162	542	0	542
Magharibi 'B'	108	0	108	3	0	3	0	0	0	38	0	38	94	1	95	353	1	354
Micheweni	37	0	37	3	0	3	0	0	0	4	0	4	31	0	31	155	0	155
Wete	34	0	34	2	0	2	9	0	9	2	0	2	9	0	9	230	0	230
Mkoani	71	0	71	0	0	0	0	0	0	11	0	11	149	0	149	238	0	238
Chake chake	71	0	71	0	0	0	0	0	0	15	0	15	15	0	15	233	0	233
Total	893	0	893	12	0	12	9	0	9	266	0	266	926	1	927	3,148	1	3,149

Source: Police Headquarter Zanzibar

Explanatory Note

A road accident refers to any accident involving at least one road vehicle, occurring on a road open to public circulation, and in which at least one person is injured or killed. According to Penal Act no. 6/2004 Act to repeal the Penal Decree, chapter 13 of the law of Zanzibar limitation as time to death is defined as Killed persons are accident victims who die immediately or within 366 days following the accident. Injured persons are accident victims having suffered trauma requiring medical treatment with or without hospitalization.

Roads are primary mean of transportation. These provide human access to different places. Many people's use road for different means of transport. Some of them use vehicle, bicycle and others walk.

An offence is a crime that breaks a particular law and requires a particular punishment. Road accidents are caused by various human offenses. Many mistakes that make his appearance seem to be minor but his impact becomes great. As a result, people getting disabilities or dying.

For more clarifications please contact:

*Police Headquarters Zanzibar
P.O.BOX, 237, PHQ, Zanzibar
Email:cidphqznz@gmail.com*

*Office of the Chief Government Statistician
P.O. BOX, 2321
Email: zanstat@ocgs.go.tz*