

STATISTICAL RELEASE ZANZIBAR ROAD ACCIDENTS AND OFFENCES STATISTICS FOR MARCH-2018

No: 3



Office of Chief Government Statistician

P.O. Box 2321, Zanzibar
Telephone +255242231869
Email: zanstat@ocgs.go.tz
Website: <http://www.ocgs.go.tz>



Police Headquarter Zanzibar

P.O. Box 237, PHQ Zanzibar
Fax No: 0242231367
Email: cidhqznz@gmail.com

Introduction

This is a monthly release which provides summary of statistics from two crime statistics areas namely road accidents and traffic offences. These statistics are released by geographical disaggregation, category and differentiated by gender.

Roads accidents statistics provide information on number of accidents occurred, type of victim and status of the victim after the accident. While, traffic offences statistics provide information about the road traffic offenses classified into ten broad categories.

Objective

The objective of the release is to provide timely road accidents and traffic offences information in Zanzibar. This information is useful for planners, policy makers and decision makers.

1. Road Accidents

A total of 25 accidents was reported in March, 2018 that involved 42 victims of whom 34 were males and 8 were females. Among the victims, 29 were injured and 13 died. Magharibi B district reported the highest number of accidents (Six accidents) followed by Mjini district (five accidents) while no accidents were reported in Kati, Kusini and Micheweni districts. Mjini district reported the highest number of victims (11 victims) even though there were five accidents. There is no relationship between the number of accidents occurred and victims.

Among the victims of the road accidents (died/injured), most of them were pedestrians (13) followed by, drivers (10), cyclists (9) and passengers (8), and (Table 1.1, Table 1.2, Figure 1.1 and Figure 1.2).

The total number of accidents reported at the same to 25 in March 2018 from 25 accidents reported in February 2018 while the number of victims decreased (46.8 percent) to 42 in March, 2018 from 79 in February, 2018 (Table 1.3).

2. Traffic Offences

A total of 3,171 traffic offences was reported in March 2018 of which 3,164 offences were committed by males and 7 by females. Non-compliance with guidelines and traffic regulations offences were highly reported (937 offences) followed by, dangerous loads and passengers' (745 offences) and failure to wear uniforms and badges for conductor and driver at passenger car (487 offences). The three accounts for almost three quarters (68.4 percent) of all offences. The same feature was observed in previous month.

Mjini district committed more offences were 684 (21.6 percent) compared with other districts. While Kusini reported the least number of offences 34 offences (1.1 percent) with increase in its frequencies. The districts of Mjini Magharibi shared 50.6 percent of all offences suggesting that the region continues to be the center of road offences. Kati, Kaskazini A and B districts were more likely to commit offences of dangerous load and passengers while all districts in Mjini Magharibi committed more of driving without licenses and other road permit offences, dangerous loads and passengers' offences and failure to wear uniforms and badges for conductor and driver at passenger car offences whereby Chakechake, Mkoani and Wete were more likely to non-compliance with guidelines and traffic regulations offences (Table 2.1 and 2.2).

A total number of offences reported March in 2018 decreased to 3,171 from 3,741 reported on February 2018 which indicates decreasing of 15.2 percent (Table 2.2)

Figure 1.1: Number of Accident and Victims by District in Zanzibar, March, 2018

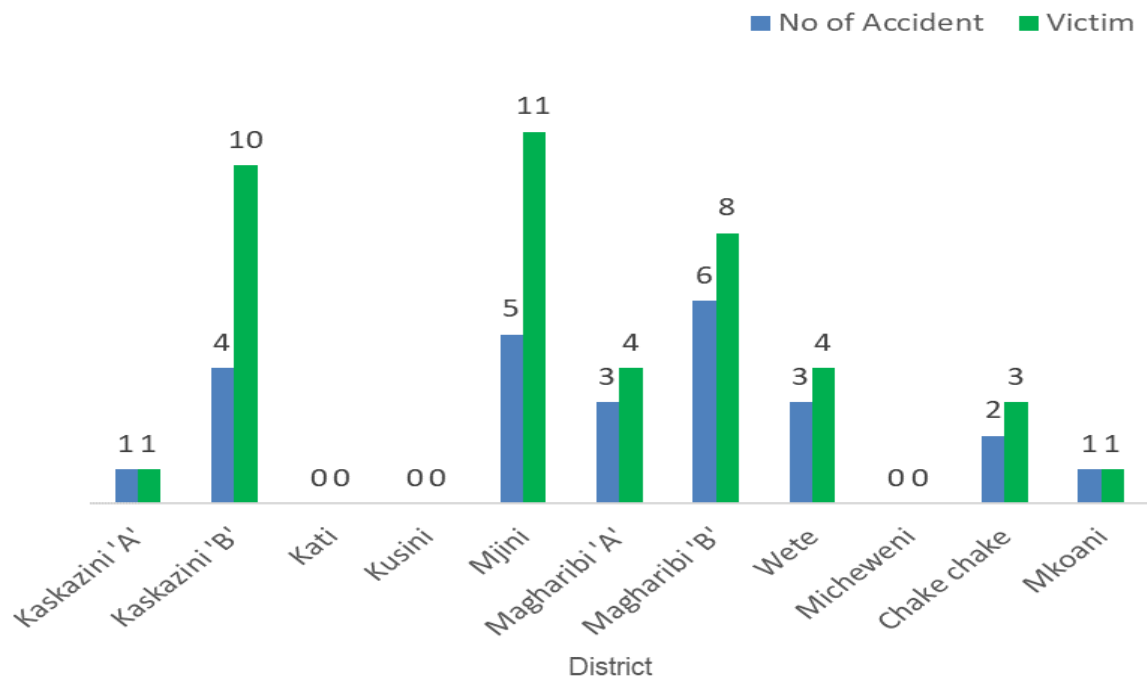


Figure 1.2: Number of Victims of Accidents, March 2018

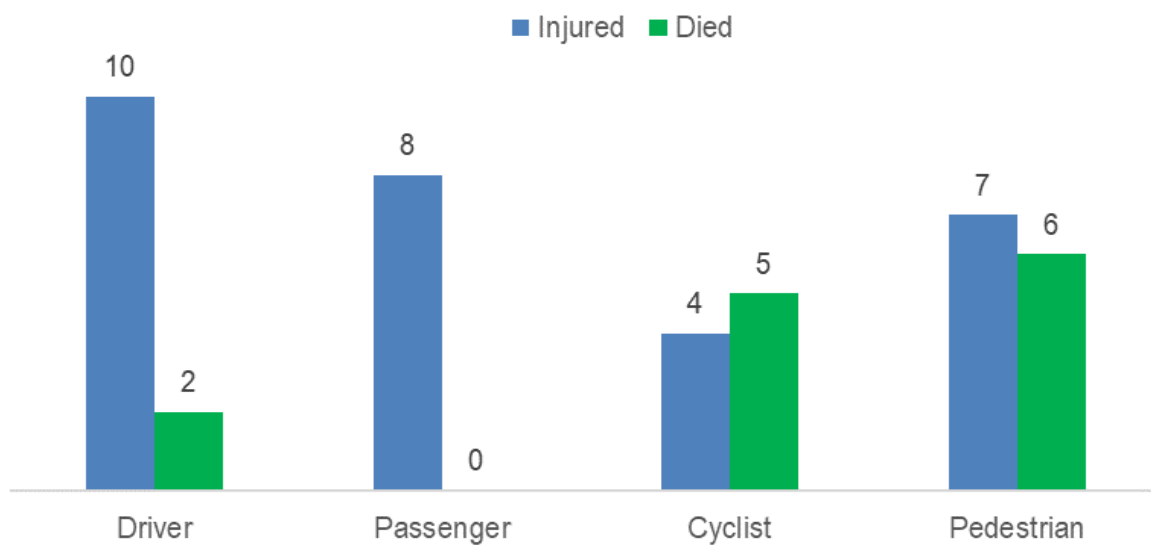


Table 1.1: Number of Reported Victims of Road Accident by District and Sex; March 2018

District	No of Accident		Injured				Died				Total			
	Number	Percent	Male	Female	Total	Percent	Male	Female	Total	Percent	Male	Female	Total	Percent
Kaskazini 'A'	1	4.0	0	0	0	0	0	1	1	7.7	0	1	1	2.4
Kaskazini 'B'	4	16.0	6	2	8	27.6	2	0	2	15.4	8	2	10	23.8
Kati	0	0	0	0	0	0	0	0	0	0	0	0	0	0
Kusini	0	0	0	0	0	0	0	0	0	0	0	0	0	0
Mjini	5	20.0	9	1	10	34.5	1	0	1	7.7	10	1	11	26.2
Magharibi 'A'	3	12.0	0	1	1	3.4	2	1	3	23.1	2	2	4	9.5
Magharibi 'B'	6	24.0	5	1	6	20.7	2	0	2	15.4	7	1	8	19
Wete	3	12.0	2	0	2	6.9	2	0	2	15.4	4	0	4	9.5
Micheweni	0	0	0	0	0	0	0	0	0	0	0	0	0	0
Chake chake	2	8.0	2	0	2	6.9	0	1	1	7.7	2	1	3	7.1
Mkoani	1	4.0	0	0	0	0	1	0	1	7.7	1	0	1	2.4
Total	25	100	24	5	29	100	10	3	13	100	34	8	42	100

Source: Police Headquarter Zanzibar

Table 1.2: Number of Reported Road Accident by District and Type of Victims; March 2018

District	No. of Accident	Drivers						Passengers						Cyclists						Pedestrian					
		Died			Injured			Died			Injured			Died			Injured			Died			Injured		
		M	F	T	M	F	T	M	F	T	M	F	T	M	F	T	M	F	T	M	F	T	M	F	T
Kaskazini 'A'	1	0	0	0	0	0	0	0	0	0	0	0	0	0	0	0	0	0	0	0	1	1	0	0	0
Kaskazini 'B'	4	1	0	1	2	0	2	0	0	0	4	2	6	1	0	1	0	0	0	0	0	0	0	0	0
Kati	0	0	0	0	0	0	0	0	0	0	0	0	0	0	0	0	0	0	0	0	0	0	0	0	0
Kusini	0	0	0	0	0	0	0	0	0	0	0	0	0	0	0	0	0	0	0	0	0	0	0	0	0
Mjini	5	1	0	1	2	0	2	0	0	0	2	0	2	0	0	0	4	0	4	0	0	0	1	1	2
Magharibi 'A'	3	0	0	0	0	0	0	0	0	0	0	0	0	1	1	2	0	0	0	1	0	1	0	1	1
Magharibi 'B'	6	0	0	0	4	1	5	0	0	0	0	0	0	0	0	0	0	0	0	2	0	2	1	0	1
Wete	3	0	0	0	1	0	1	0	0	0	0	0	0	1	0	1	0	0	0	1	0	1	1	0	1
Micheweni	0	0	0	0	0	0	0	0	0	0	0	0	0	0	0	0	0	0	0	0	0	0	0	0	0
Chake Chake	2	0	0	0	0	0	0	0	0	0	0	0	0	0	0	0	0	0	0	0	1	1	2	0	2
Mkoani	1	0	0	0	0	0	0	0	0	0	0	0	0	1	0	1	0	0	0	0	0	0	0	0	0
Total	25	2	0	2	9	1	10	0	0	0	6	2	8	4	1	5	4	0	4	4	2	6	5	2	7

Source: Police Headquarter Zanzibar

Note:

M: Male
F: Female
T: Total

Table 1.3: Statistics of Road Accidents, between February and March, 2018

District	No of accidents		Victims				Drivers				Passengers				Cyclist				Pedestrians			
			Injured		Died		Injured		Died		Injured		Died		Injured		Died		Injured		Died	
	Feb	March	Feb	March	Feb	March	Feb	March	Feb	March	Feb	March	Feb	March	Feb	March	Feb	March	Feb	March	Feb	March
Kaskazini 'A'	2	1	23	0	2	1	1	0	0	0	22	0	2	0	0	0	0	0	0	0	1	
Kaskazini 'B'	3	4	0	8	1	2	0	2	0	1	0	6	0	0	0	0	0	0	1	0		
Kati	1	0	0	0	1	0	0	0	0	0	0	0	0	0	0	0	1	0	0	0	0	
Kusini	1	0	0	0	1	0	0	0	0	0	0	0	0	0	0	0	1	0	0	0	0	
Mjini	2	5	2	10	1	1	2	2	0	1	0	2	0	0	0	4	0	0	0	2	1	0
Magharibi 'A'	5	3	3	1	2	3	0	0	0	0	0	0	1	0	0	0	1	2	3	1	1	1
Magharibi 'B'	9	6	14	6	4	2	1	5	0	0	11	0	0	0	1	0	1	0	1	1	2	2
Wete	1	3	12	2	0	2	1	1	0	0	11	0	0	0	0	0	0	1	0	1	0	1
Micheweni	0	0	0	0	0	0	0	0	0	0	0	0	0	0	0	0	0	0	0	0	0	
Chake chake	1	2	0	2	2	1	0	0	0	0	0	0	0	0	0	0	2	0	0	2	0	1
Mkoani	0	1	0	0	0	1	0	0	0	0	0	0	0	0	0	0	0	1	0	0	0	0
Total	25	25	54	29	14	13	5	10	0	2	44	8	3	0	1	4	6	5	4	7	5	6

Source: Police Headquarter Zanzibar

Figure 2.1: Offences by Type in Zanzibar, March 2018

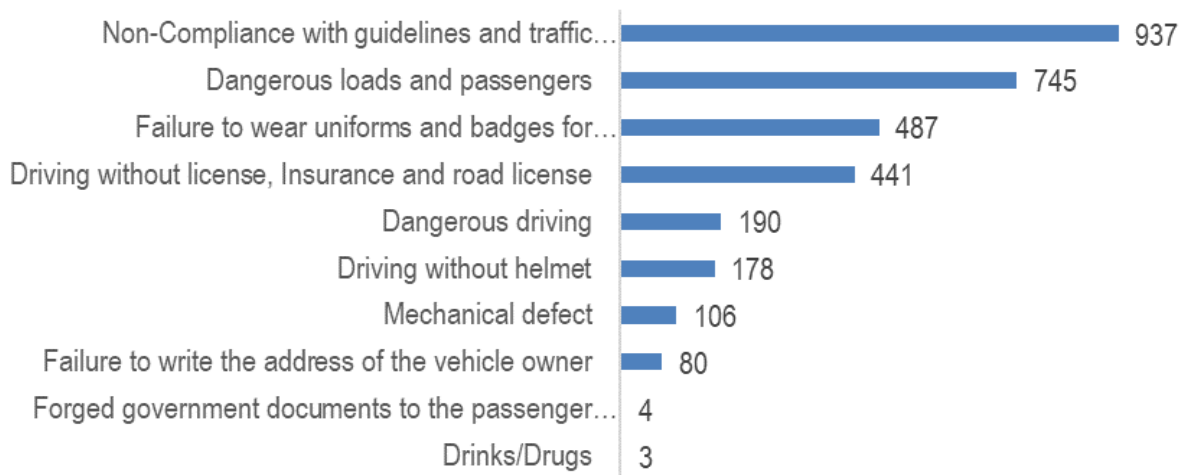


Figure 2.2: Offences by Districts in Zanzibar, March 2018

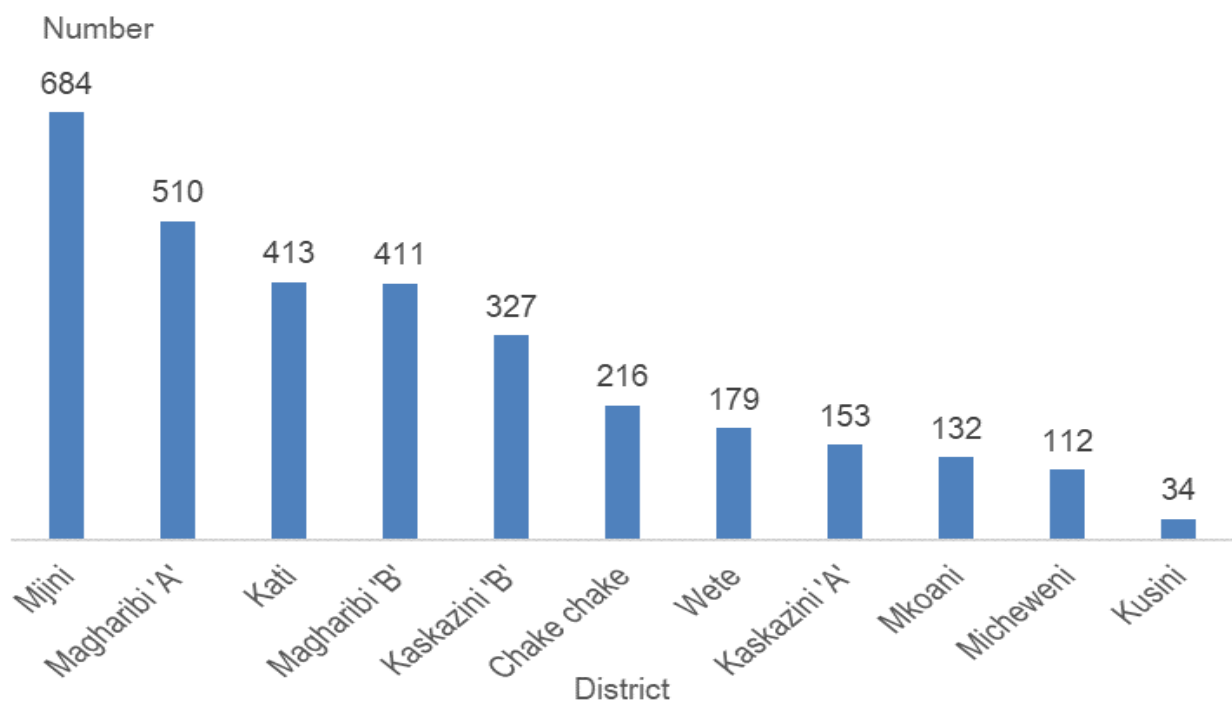


Table 2.1: Reported Traffic Offences by District and Sex, March 2018

District	Drinks/Drugs			Dangerous driving			Mechanical defect			Driving without helmet			Driving without license, Insurance and road license			Dangerous loads and passengers		
	Male	Female	Total	Male	Female	Total	Male	Female	Total	Male	Female	Total	Male	Female	Total	Male	Female	Total
Kaskazini 'A'	0	0	0	3	0	3	14	0	14	22	0	22	18	0	18	56	0	56
Kaskazini 'B'	0	0	0	50	0	50	18	0	18	30	0	30	32	0	32	70	0	70
Kati	0	0	0	12	0	12	27	0	27	9	0	9	44	0	44	189	0	189
Kusini	0	0	0	0	0	0	0	0	0	0	0	0	8	0	8	9	0	9
Mjini	0	0	0	12	0	12	7	0	7	15	0	15	103	0	103	67	0	67
Magharibi 'A'	0	0	0	8	0	8	20	0	20	48	7	55	78	0	78	132	0	132
Magharibi 'B'	2	0	2	0	0	0	19	0	19	1	0	1	76	0	76	98	0	98
Wete	0	0	0	68	0	68	0	0	0	6	0	6	21	0	21	15	0	15
Micheweni	0	0	0	37	0	37	1	0	1	10	0	10	16	0	16	19	0	19
Chake chake	1	0	1	0	0	0	0	0	0	30	0	30	35	0	35	50	0	50
Mkoani	0	0	0	0	0	0	0	0	0	0	0	0	10	0	10	40	0	40
Total	3	0	3	190	0	190	106	0	106	171	7	178	441	0	441	745	0	745

Source: Police Headquarter Zanzibar

Cont..... Table 2.1: Reported Traffic Offences by District and Sex, March 2018

District	Failure to write the address of the vehicle owner			Forged government documents to the passenger car			Failure to wear uniforms and badges for conductor and driver at passenger car			Non-Compliance with guidelines and traffic regulations			Total		
	Male	Female	Total	Male	Female	Total	Male	Female	Total	Male	Female	Total	Male	Female	Total
Kaskazini 'A'	0	0	0	0	0	0	19	0	19	21	0	21	153	0	153
Kaskazini 'B'	7	0	7	0	0	0	75	0	75	45	0	45	327	0	327
Kati	0	0	0	0	0	0	0	0	0	132	0	132	413	0	413
Kusini	0	0	0	0	0	0	0	0	0	17	0	17	34	0	34
Mjini	0	0	0	0	0	0	153	0	153	327	0	327	684	0	684
Magharibi 'A'	5	0	5	0	0	0	74	0	74	138	0	138	503	7	510
Magharibi 'B'	66	0	66	4	0	4	145	0	145	0	0	0	411	0	411
Wete	2	0	2	0	0	0	10	0	10	57	0	57	179	0	179
Micheweni	0	0	0	0	0	0	5	0	5	24	0	24	112	0	112
Chake chake	0	0	0	0	0	0	5	0	5	95	0	95	216	0	216
Mkoani	0	0	0	0	0	0	1	0	1	81	0	81	132	0	132
Total	80	0	80	4	0	4	487	0	487	937	0	937	3,164	7	3,171

Source: Police Headquarter Zanzibar

Table 2.2: Statistics of Traffic Offences, between February and March, 2018

District	Drinks/Drugs		Dangerous driving		Mechanical defect		Driving without helmet		Driving without license, Insurance and road license		Dangerous loads and passengers		Failure to write the address of the vehicle owner		Forged government documents to the passenger car		Failure to wear uniforms and badges for conductor and driver at passenger car		Non-Compliance with guidelines and traffic regulations		Total	
	Feb	Mar	Feb	Mar	Feb	Mar	Feb	Mar	Feb	Mar	Feb	Mar	Feb	Mar	Feb	Mar	Feb	Mar	Feb	Mar	Feb	Mar
Kaskazini 'A'	0	0	15	3	6	14	18	22	14	18	53	56	1	0	0	0	24	19	48	21	179	153
Kaskazini 'B'	0	0	47	50	10	18	12	30	25	32	62	70	8	7	0	0	70	75	63	45	297	327
Kati	0	0	1	12	47	27	6	9	41	44	324	189	0	0	0	0	0	0	255	132	674	413
Kusini	0	0	0	0	8	0	2	0	6	8	6	9	0	0	0	0	0	0	24	17	46	34
Mjini	0	0	15	12	2	7	72	15	232	103	113	67	0	0	0	0	41	153	102	327	577	684
Magharibi 'A'	0	0	0	8	5	20	21	55	285	78	91	132	0	5	0	0	104	74	35	138	541	510
Magharibi 'B'	0	2	2	0	0	19	39	1	301	76	72	98	0	66	0	4	83	145	14	0	511	411
Micheweni	0	0	68	68	0	0	14	6	33	21	193	15	3	2	0	0	17	10	170	57	498	179
Wete	0	0	41	37	0	1	8	10	20	16	9	19	0	0	0	0	6	5	36	24	120	112
Chake chake	0	0	0	0	0	0	4	0	20	10	47	40	0	0	0	0	0	1	50	81	177	216
Mkoani	0	1	0	0	10	0	25	30	22	35	59	50	0	0	14	0	4	5	43	95	121	132
Total	0	3	189	190	88	106	221	178	999	441	1,029	745	12	80	14	4	349	487	840	937	3,741	3,171

Source: Police Headquarter Zanzibar

Explanatory Note

Roads are primary mean of transportation. These provide human access to different places. Many people's use road for different means of transport. Some of them use vehicle, bicycle and others walk.

A road accident refers to any accident involving at least one road vehicle, occurring on a road open to public circulation, and in which at least one person is injured or killed. According to Penal Act no. 6/2004 Act to repeal the Penal Decree, chapter 13 of the law of Zanzibar limitation as time to death is defined as Killed persons are accident victims who die immediately or within 366 days following the accident. Injured persons are accident victims having suffered trauma requiring medical treatment with or without hospitalization.

An offence is a crime that breaks a particular law and requires a particular punishment. Road accidents are caused by various human offenses. Many mistakes that make his appearance seem to be minor but his impact becomes great. As a result, people getting disabilities or dying

For more clarifications please contact:

Police Headquarters Zanzibar
P.O.BOX, 237, PHQ, Zanzibar
Email:cidphqznz@gmail.com

Office of the Chief Government
Statistician
P.O. BOX, 2321. Zanzibar
Email: zanstat@ocgs.go.tz