

# STATISTICAL RELEASE ZANZIBAR ROAD ACCIDENTS AND OFFENCES STATISTICS FOR APRIL-2018

**No: 4**



*Office of Chief Government Statistician*

P.O. Box 2321, Zanzibar  
Telephone +255242231869  
Email: [zanstat@ocgs.go.tz](mailto:zanstat@ocgs.go.tz)  
Website: <http://www.ocgs.go.tz>



*Police Headquarter Zanzibar*

P.O. Box 237, PHQ Zanzibar  
Fax No: 0242231367  
Email: [cidhqznz@gmail.com](mailto:cidhqznz@gmail.com)

## Introduction

This is a monthly release which provides summary of statistics from two crime statistics areas namely road accidents and traffic offences. These statistics are released by geographical disaggregation, category and differentiated by gender.

Roads accidents statistics provide information on number of accidents occurred, type of victim and status of the victim after the accident. While, traffic offences statistics provide information about the road traffic offenses classified into ten broad categories.

## Objective

The objective of the release is to provide timely road accidents and traffic offences information in Zanzibar. This information is useful for planners, policy makers and decision makers.

### 1. Road Accidents

A total of 23 accidents was reported in April, 2018 that involved 25 victims of whom 18 were males and 7 were females. Among the victims, 18 were injured and 7 died. Mjini and Kati districts reported the highest number of accidents (Six accidents) followed by, Magharibi B and Kaskazini B districts (four accidents) while no accidents were reported in Kaskazini A, Kusini Micheweni and Mkoani districts. Kaskazini B district reported the highest number of victims (9 victims) even though there were four accidents. There is no relationship between the number of accidents occurred and victims.

Among the victims of the road accidents (died/injured), most of them were pedestrians (8) followed by, passengers (7), cyclists and drivers (4 for each), and (Table 1.1, Table 1.2, Figure 1.1 and Figure 1.2).

The total number of accidents reported decreased to 23 in April, 2018 from 25 accidents reported in March, 2018 while the number of victims decreased (40.5 percent) to 25 in April, 2018 from 42 in March, 2018 (Table 1.3).

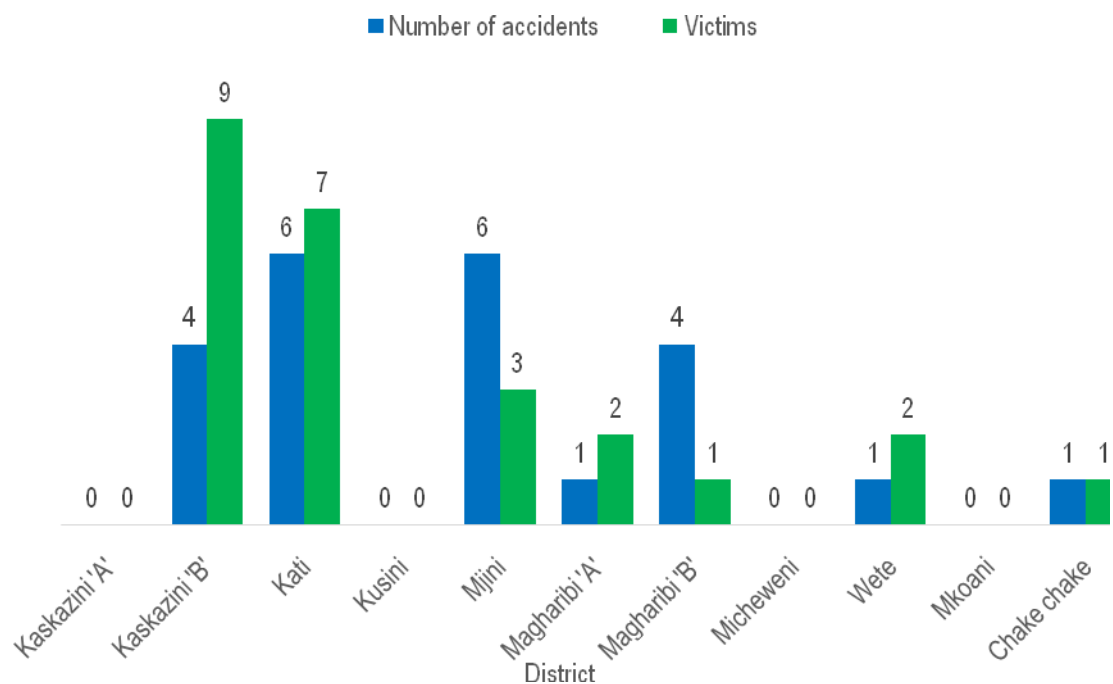
## **2. Traffic Offences**

A total of 2,501 traffic offences was reported in April, 2018 of which 2,490 offences were committed by males and 11 by females. Dangerous loads and passengers' (729 offences) were highly reported followed by, non-compliance with guidelines and traffic regulations offences (542 offences), failure to wear uniforms and badges for conductor and driver at passenger car (363 offences) and driving without license, Insurance and road license (347 offences). The three accounts for three quarters (79.2 percent) of all offences. The same feature was observed in previous month.

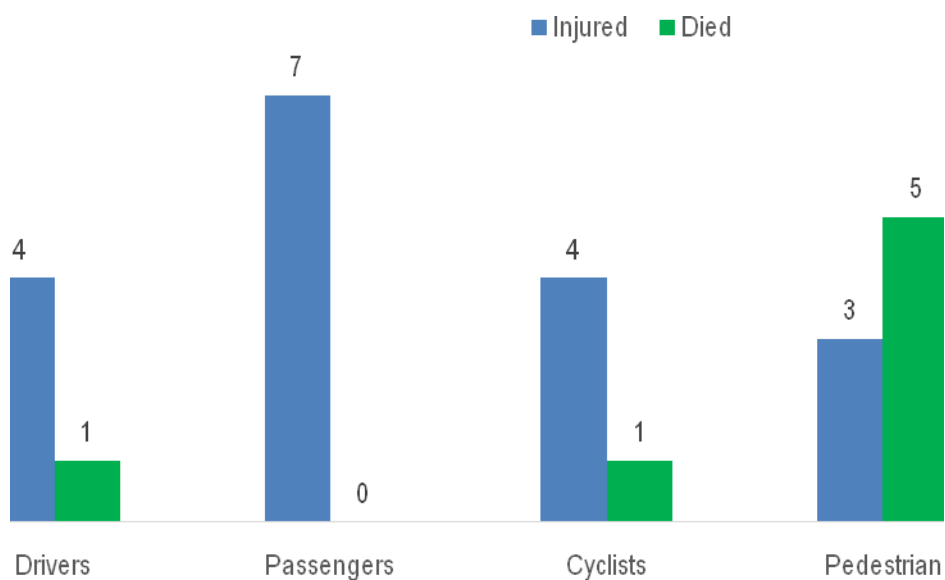
Mjini district committed more offences were 737 (29.6 percent) compared with other districts. While Kusini reported the least number of offences were 11 offences (1.1 percent) with increase in its frequencies. The districts of Mjini Magharibi shared 54.4 percent of all offences suggesting that the region continues to be the center of road offences. Kati, Kaskazini A and B districts were more likely to commit offences of dangerous load and passengers while all districts in Mjini Magharibi committed more of driving without licenses and other road permit offences, dangerous loads and passengers and Failure to wear uniforms and badges for conductor and driver at passenger car whereby Chakechake, Mkoani and Wete were more likely to non-compliance with guidelines and traffic regulations (Table 2.1 and 2.2).

A total number of offences reported April in 2018 decreased to 2,501 from 3,171 reported on March, 2018 which indicates decreasing of 21.2 percent (Table 2.2)

**Figure 1.1: Number of Accident and Victims by District, April 2018**



**Figure 1.2: Number of Victims of Accidents, April 2018**



**Table 1.1: Number of Reported Victims of Road Accident by District and Sex; April 2018**

District	No of Accident		Died				Injured				Total			
	Number	Percent	Male	Female	Total	Percent	Male	Female	Total	Percent	Male	Female	Total	Percent
Kaskazini 'A'	0	0	0	0	0	0	0	0	0	0	0	0	0	0
Kaskazini 'B'	4	17.4	1	0	1	14.3	6	2	8	44.4	7	2	9	36
Kati	6	26.1	3	1	4	57.1	1	2	3	16.7	4	3	7	28
Kusini	0	0	0	0	0	0	0	0	0	0	0	0	0	0
Mjini	6	26.1	0	0	0	0	1	2	3	16.7	1	2	3	12
Magharibi 'A'	1	4.3	1	0	1	14.3	1	0	1	5.6	2	0	2	8
Magharibi 'B'	4	17.4	0	0	0	0	1	0	1	5.6	1	0	1	4
Wete	1	4.3	0	0	0	0	2	0	2	11.1	2	0	2	8
Micheweni	0	0	0	0	0	0	0	0	0	0	0	0	0	0
Chake chake	1	4.3	1	0	1	14.3	0	0	0	0	1	0	1	4
Mkoani	0	0	0	0	0	0	0	0	0	0	0	0	0	0
<b>Total</b>	<b>23</b>	<b>100</b>	<b>6</b>	<b>1</b>	<b>7</b>	<b>100</b>	<b>12</b>	<b>6</b>	<b>18</b>	<b>100</b>	<b>18</b>	<b>7</b>	<b>25</b>	<b>100</b>

Source: Police Headquarter Zanzibar

**Table 1.2: Number of Reported Road Accident by District and Type of Victims; April 2018**

District	No of Accident	Drivers						Passengers						Cyclists						Pedestrian					
		Died			Injured			Died			Injured			Died			Injured			Died			Injured		
		M	F	T	M	F	T	M	F	T	M	F	T	M	F	T	M	F	T	M	F	T	M	F	T
Kaskazini 'A'	0	0	0	0	0	0	0	0	0	0	0	0	0	0	0	0	0	0	0	0	0	0	0	0	0
Kaskazini 'B'	4	0	0	0	2	0	2	0	0	0	3	1	4	0	0	0	1	0	1	1	0	1	0	1	1
Kati	6	0	0	0	0	0	0	0	0	0	0	2	2	1	0	1	1	0	1	2	1	3	0	0	0
Kusini	0	0	0	0	0	0	0	0	0	0	0	0	0	0	0	0	0	0	0	0	0	0	0	0	0
Mjini	6	0	0	0	0	1	1	0	0	0	0	0	0	0	0	0	0	0	0	0	0	1	1	2	2
Magharibi 'A'	1	1	0	1	1	0	1	0	0	0	0	0	0	0	0	0	0	0	0	0	0	0	0	0	0
Magharibi 'B'	4	0	0	0	0	0	0	0	0	0	1	0	1	0	0	0	0	0	0	0	0	0	0	0	0
Wete	1	0	0	0	0	0	0	0	0	0	0	0	0	0	0	0	2	0	2	0	0	0	0	0	0
Micheweni	0	0	0	0	0	0	0	0	0	0	0	0	0	0	0	0	0	0	0	0	0	0	0	0	0
Chake Chake	1	0	0	0	0	0	0	0	0	0	0	0	0	0	0	0	0	0	0	1	0	1	0	0	0
Mkoani	0	0	0	0	0	0	0	0	0	0	0	0	0	0	0	0	0	0	0	0	0	0	0	0	0
<b>Total</b>	<b>23</b>	<b>1</b>	<b>0</b>	<b>1</b>	<b>3</b>	<b>1</b>	<b>4</b>	<b>0</b>	<b>0</b>	<b>0</b>	<b>4</b>	<b>3</b>	<b>7</b>	<b>1</b>	<b>0</b>	<b>1</b>	<b>4</b>	<b>0</b>	<b>4</b>	<b>4</b>	<b>1</b>	<b>5</b>	<b>1</b>	<b>2</b>	<b>3</b>

Source: Police Headquarter Zanzibar

**Note:**

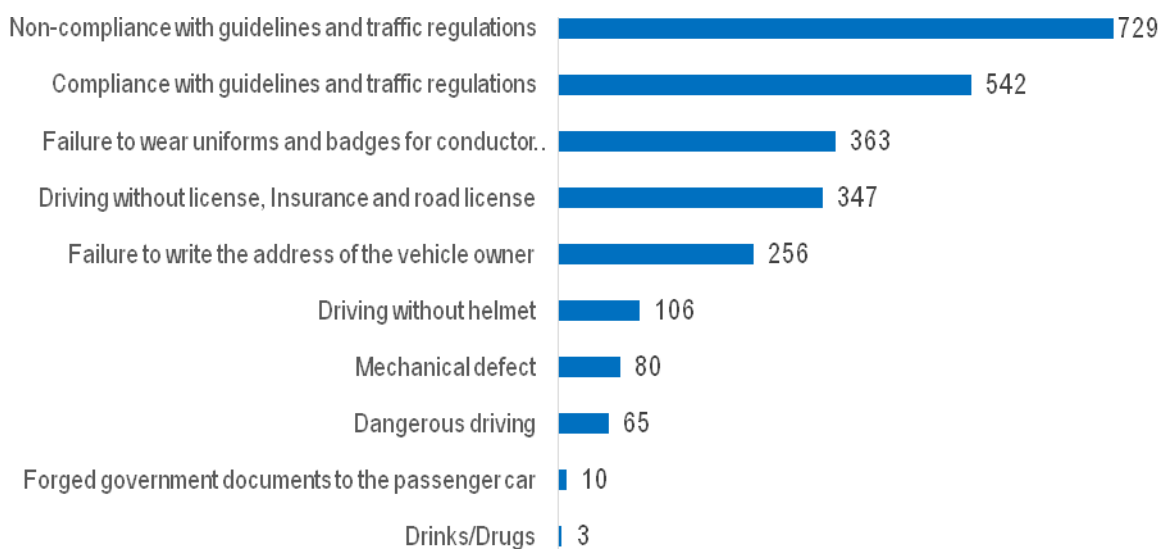
M: Male  
F: Female  
T: Total

**Table 1.3: Statistics of Road Accidents, between March and April, 2018**

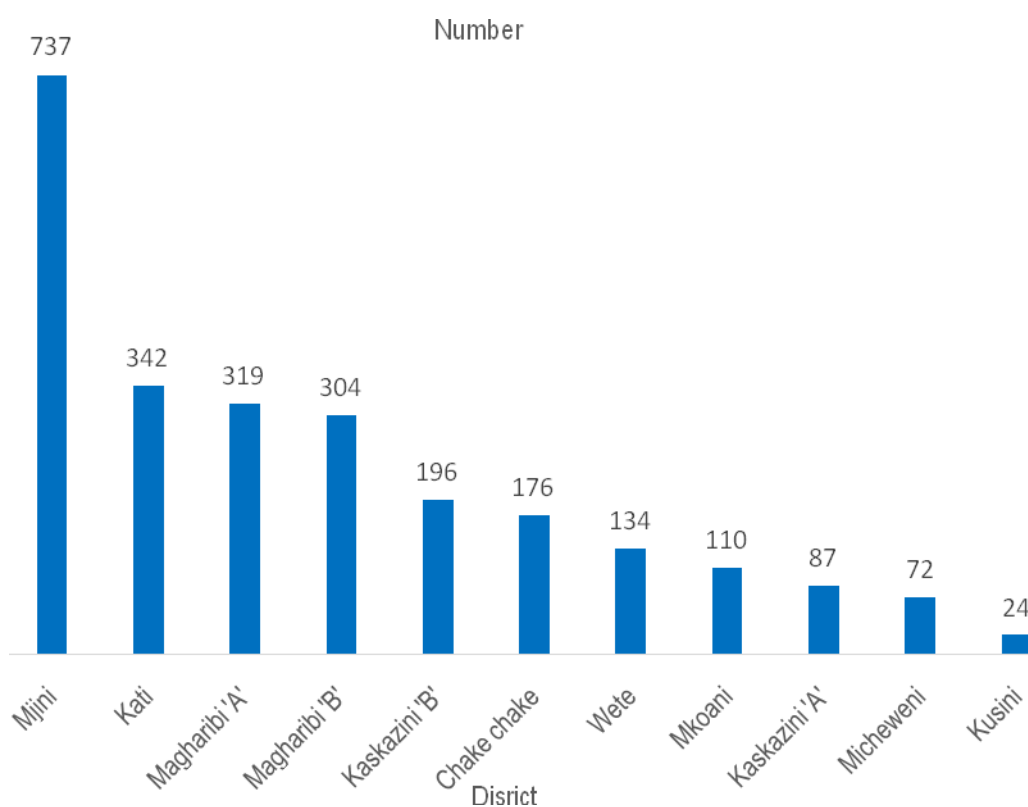
District	No of Accident		Victims				Drivers				Passengers				Cyclists				Pedestrian			
			Injured		Died		Injured		Died		Injured		Died		Injured		Died		Injured		Died	
	March	April	March	April	March	April	March	April	March	April	March	April	March	April	March	April	March	April	March	April	March	April
Kaskazini 'A'	1	0	0	0	1	0	0	0	0	0	0	0	0	0	0	0	0	0	0	0	1	0
Kaskazini 'B'	4	4	8	8	2	1	2	2	1	0	6	4	0	0	0	1	1	0	0	1	0	1
Kati	0	6	0	3	0	4	0	0	0	0	0	2	0	0	0	1	0	1	0	0	0	3
Kusini	0	0	0	0	0	0	0	0	0	0	0	0	0	0	0	0	0	0	0	0	0	0
Mjini	5	6	10	3	1	0	2	1	1	0	2	0	0	0	4	0	0	0	2	2	0	0
Magharibi 'A'	3	1	1	1	3	1	0	1	0	1	0	0	0	0	0	0	2	0	1	0	1	0
Magharibi 'B'	6	4	6	1	2	0	5	0	0	0	0	1	0	0	0	0	0	0	1	0	2	0
Wete	3	1	2	2	2	0	1	0	0	0	0	0	0	0	0	2	1	0	1	0	1	0
Micheweni	0	0	0	0	0	0	0	0	0	0	0	0	0	0	0	0	0	0	0	0	0	0
Chake Chake	2	1	2	0	1	1	0	0	0	0	0	0	0	0	0	0	0	0	2	0	1	1
Mkoani	1	0	0	0	1	0	0	0	0	0	0	0	0	0	0	0	1	0	0	0	0	0
<b>Total</b>	<b>25</b>	<b>23</b>	<b>29</b>	<b>18</b>	<b>13</b>	<b>7</b>	<b>10</b>	<b>4</b>	<b>2</b>	<b>1</b>	<b>8</b>	<b>7</b>	<b>0</b>	<b>0</b>	<b>4</b>	<b>4</b>	<b>5</b>	<b>1</b>	<b>7</b>	<b>3</b>	<b>6</b>	<b>5</b>

Source: Police Headquarter Zanzibar

**Figure 2.1: Number of Offences by Type, April 2018**



**Figure 2.2: Number of Offences by Districts, April 2018**



**Table 2.1: Reported Traffic Offences by District and Sex, April 2018**

District	Drinks/Drugs			Dangerous driving			Mechanical defect			Driving without helmet			Driving without license, Insurance and road license		
	Male	Female	Total	Male	Female	Total	Male	Female	Total	Male	Female	Total	Male	Female	Total
Kaskazini 'A'	0	0	0	15	0	15	6	0	6	5	0	5	10	0	10
Kaskazini 'B'	0	0	0	7	0	7	8	0	8	9	0	9	28	0	28
Kati	0	0	0	6	0	6	41	0	41	5	5	10	32	2	34
Kusini	0	0	0	0	0	0	4	0	4	6	0	6	4	0	4
Mjini	0	0	0	6	0	6	0	0	0	8	0	8	89	0	89
Magharibi 'A'	0	0	0	0	0	0	7	0	7	8	0	8	25	0	25
Magharibi 'B'	3	0	3	1	0	1	1	0	1	0	0	0	41	0	41
Wete	0	0	0	1	4	5	1	0	1	4	0	4	12	0	12
Micheweni	0	0	0	21	0	21	0	0	0	4	0	4	15	0	15
Chake chake	0	0	0	3	0	3	5	0	5	32	0	32	89	0	89
Mkoani	0	0	0	1	0	1	7	0	7	20	0	20	0	0	0
<b>Total</b>	<b>3</b>	<b>0</b>	<b>3</b>	<b>61</b>	<b>4</b>	<b>65</b>	<b>80</b>	<b>0</b>	<b>80</b>	<b>101</b>	<b>5</b>	<b>106</b>	<b>345</b>	<b>2</b>	<b>347</b>

Source: Police Headquarter Zanzibar



Cont..... Table 2.1: Reported Traffic Offences by District and Sex, April 2018

District	Dangerous loads and passengers			Failure to write the address of the vehicle owner			Forged government documents to the passenger car			Failure to wear uniforms and badges for conductor and driver at passenger car			Non-Compliance with guidelines and traffic regulations			Total		
	Male	Female	Total	Male	Female	Total	Male	Female	Total	Male	Female	Total	Male	Female	Total	Male	Female	Total
Kaskazini 'A'	30	0	30	0	0	0	0	0	0	11	0	11	10	0	10	87	0	87
Kaskazini 'B'	57	0	57	4	0	4	0	0	0	30	0	30	53	0	53	196	0	196
Kati	136	0	136	0	0	0	0	0	0	5	0	5	110	0	110	335	7	342
Kusini	7	0	7	0	0	0	0	0	0	0	0	0	3	0	3	24	0	24
Mjini	268	0	268	0	0	0	0	0	0	158	0	158	208	0	208	737	0	737
Magharibi 'A'	86	0	86	125	0	125	10	0	10	58	0	58	0	0	0	319	0	319
Magharibi 'B'	52	0	52	123	0	123	0	0	0	83	0	83	0	0	0	304	0	304
Wete	24	0	24	3	0	3	0	0	0	10	0	10	75	0	75	130	4	134
Micheweni	16	0	16	1	0	1	0	0	0	3	0	3	12	0	12	72	0	72
Chake chake	26	0	26	0	0	0	0	0	0	3	0	3	18	0	18	176	0	176
Mkoani	27	0	27	0	0	0	0	0	0	2	0	2	53	0	53	110	0	110
<b>Total</b>	<b>729</b>	<b>0</b>	<b>729</b>	<b>256</b>	<b>0</b>	<b>256</b>	<b>10</b>	<b>0</b>	<b>10</b>	<b>363</b>	<b>0</b>	<b>363</b>	<b>542</b>	<b>0</b>	<b>542</b>	<b>2,490</b>	<b>11</b>	<b>2,501</b>

Source: Police Headquarter Zanzibar

**Table 2.2: Statistics of Traffic offences, between March and April, 2018**

District	Drinks/Drugs		Dangerous driving		Mechanical defect		Driving without helmet		Driving without license, Insurance and road license		Dangerous loads and passengers		Failure to write the address of the vehicle owner		Forged government documents to the passenger car		Failure to wear uniforms and badges for conductor and driver at passenger car		Non-Compliance with guidelines and traffic regulations		Total	
	Mar	April	Mar	April	Mar	April	Mar	April	Mar	April	Mar	April	Mar	April	Mar	April	Mar	April	Mar	April	Mar	April
Kaskazini 'A'	0	0	3	15	14	6	22	5	18	10	56	30	0	0	0	0	19	11	21	10	153	87
Kaskazini 'B'	0	0	50	7	18	8	30	9	32	28	70	57	7	4	0	0	75	30	45	53	327	196
Kati	0	0	12	6	27	41	9	10	44	34	189	136	0	0	0	0	0	5	132	110	413	342
Kusini	0	0	0	0	0	4	0	6	8	4	9	7	0	0	0	0	0	0	17	3	34	24
Mjini	0	0	12	6	7	0	15	8	103	89	67	268	0	0	0	0	153	158	327	208	684	737
Magharibi 'A'	0	0	8	0	20	7	55	8	78	25	132	86	5	125	0	10	74	58	138	0	510	319
Magharibi 'B'	2	3	0	1	19	1	1	0	76	41	98	52	66	123	4	0	145	83	0	0	411	304
Wete	0	0	37	5	1	1	10	4	16	12	19	24	0	3	0	0	5	10	24	75	179	134
Micheweni	0	0	68	21	0	0	6	4	21	15	15	16	2	1	0	0	10	3	57	12	112	72
Chake chake	0	0	0	3	0	5	0	32	10	89	40	26	0	0	0	0	1	3	81	18	216	176
Mkoani	1	0	0	1	0	7	30	20	35	0	50	27	0	0	0	0	5	2	95	53	132	110
<b>Total</b>	<b>3</b>	<b>3</b>	<b>190</b>	<b>65</b>	<b>106</b>	<b>80</b>	<b>178</b>	<b>106</b>	<b>441</b>	<b>347</b>	<b>745</b>	<b>729</b>	<b>80</b>	<b>256</b>	<b>4</b>	<b>10</b>	<b>487</b>	<b>363</b>	<b>937</b>	<b>542</b>	<b>3,171</b>	<b>2,501</b>

Source: Police Headquarter Zanzibar

## **Explanatory Note**

Roads are primary mean of transportation. These provide human access to different places. Many people's use road for different means of transport. Some of them use vehicle, bicycle and others walk.

A road accident refers to any accident involving at least one road vehicle, occurring on a road open to public circulation, and in which at least one person is injured or killed. According to Penal Act no. 6/2004 Act to repeal the Penal Decree, chapter 13 of the law of Zanzibar limitation as time to death is defined as Killed persons are accident victims who die immediately or within 366 days following the accident. Injured persons are accident victims having suffered trauma requiring medical treatment with or without hospitalization.

An offence is a crime that breaks a particular law and requires a particular punishment. Road accidents are caused by various human offenses. Many mistakes that make his appearance seem to be minor but his impact becomes great. As a result, people getting disabilities or dying

**For more clarifications please contact:**

***Police Headquarters Zanzibar***  
***P.O.BOX, 237, PHQ, Zanzibar***  
***Email:cidphqznz@gmail.com***

***Office of the Chief Government***  
***Statistician***  
***P.O. BOX, 2321. Zanzibar***  
***Email: [zanstat@ocgs.go.tz](mailto:zanstat@ocgs.go.tz)***