

STATISTICAL RELEASE ZANZIBAR ROAD ACCIDENTS AND OFFENCES STATISTICS FOR JUNE-2018

No: 6



Office of the Chief Government Statistician

P.O. Box 2321, Zanzibar
Telephone +255242231869
Email: zanstat@ocgs.go.tz
Website: <http://www.ocgs.go.tz>



Police Headquarter Zanzibar

P.O. Box 237, PHQ, Zanzibar
Fax No: 0242231367
Email: cidphznz@gmail.com

Introduction

This is a monthly release which provides summary of statistics from two crime statistics areas namely road accidents and traffic offences. These statistics are released by geographical disaggregation, category and differentiated by gender.

Roads accidents statistics provide information on number of accidents occurred, type of victim and status of the victim after the accident. While, traffic offences statistics provide information about the road traffic offenses classified into ten broad categories.

Objective

The objective of the release is to provide timely road accidents and traffic offences information in Zanzibar. This information is useful for planners, policy makers and decision makers.

1. Road Accidents

A total of 27 accidents was reported in June, 2018 that involved 72 victims of whom 61 were males and 11 were females. Among the victims, 62 were injured and 10 died. Magharibi A district reported the highest number of accidents (Seven accidents) followed by, Magharibi B district (four accidents). Kusini district reported the highest number of victims (28 victims) even though there were three accidents. There is no relationship between the number of accidents occurred and victims.

Among the victims of the road accidents (died/injured), most of them were passengers (46), followed by, cyclists (12), pedestrians (11) and drivers (3) (Table 1.1, Table 1.2, Figure 1.1 and Figure 1.2).

The total number of accidents reported increased to 27 in June, 2018 from 24 accidents reported in May, 2018 while the number of victims increased (89.5 percent) to 72 in June, 2018 from 38 in May, 2018 (Table 1.3).

2. Traffic Offences

A total of 2,651 traffic offences was reported in June, 2018 of which 2,644 offences were committed by males and 7 by females. Dangerous loads and passengers' (839 offences) were highly reported followed by, non- compliance with guidelines and traffic regulations offences (667 offences), failure to wear uniforms and badges for conductor and driver at passenger car (389 offences) and driving without license, Insurance and road license (317 offences)). The four accounts for more than three quarters (83.4 percent) of all offences. The same feature was observed in previous month.

Kati district committed more offences were 454 (17.1 percent) compared with other districts. While Kusini reported the least number of offences were 6 offences (0.2 percent) with increase in its frequencies. The districts of Mjini Magharibi shared 41.8 percent of all offences suggesting that the region continues to be the center of road offences. Kati, Wete and Chakechake districts were more likely to commit offences of driving without licenses and other road permit offences, while all districts in Mjini Magharibi committed more of non- compliance with guidelines and traffic regulations offences, failure to wear uniforms and badges for conductor and driver at passenger car offences and dangerous loads and passengers' offences, whereby Kati and Kaskazini B districts more likely to dangerous loads and passengers 'offences. However, Wete district more likely to dangerous loads and passengers 'offences and on- compliance with guidelines and traffic regulations offences (Table 2.1 and 2.2).

A total number of offences reported June in 2018 increased to 2,651 from 2,501 reported on May, 2018 which indicates increasing of 6.0 percent (Table 2.2)

Figure 1.1: Number of Accident and Victims by District in Zanzibar, June2018

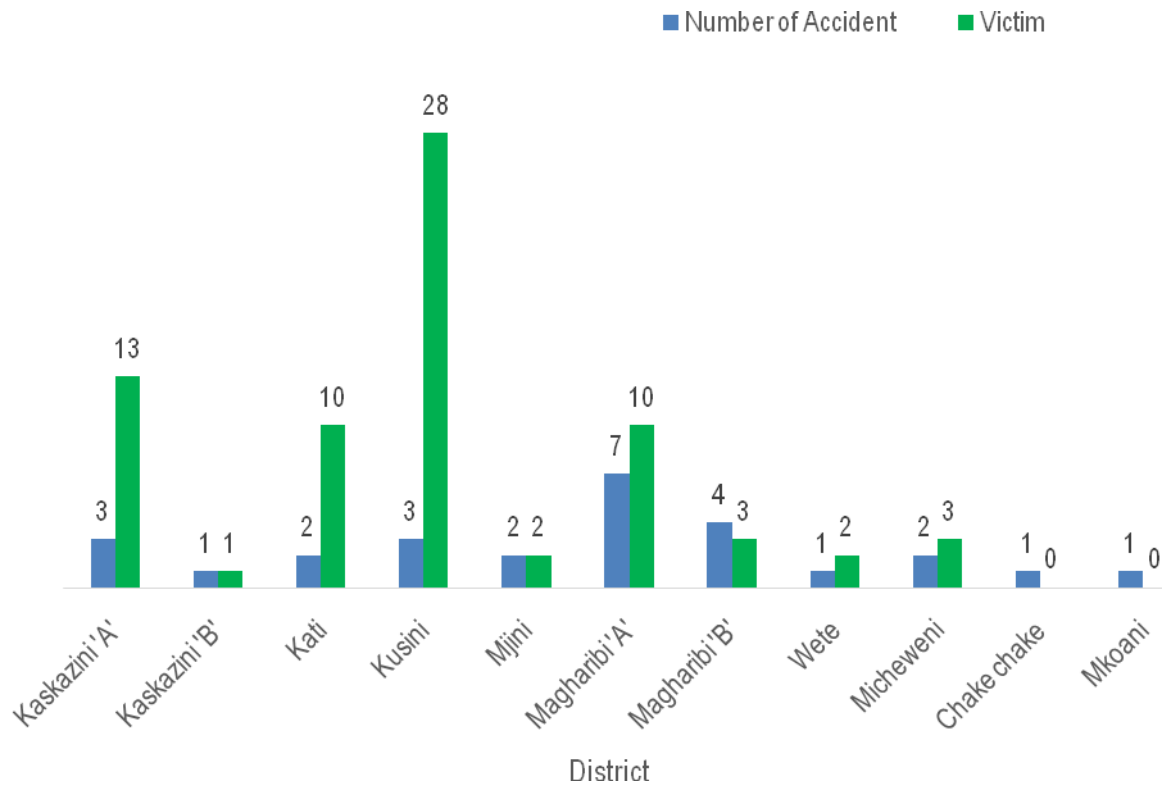


Figure 1.2: Number of Victims of Accidents, June 2018

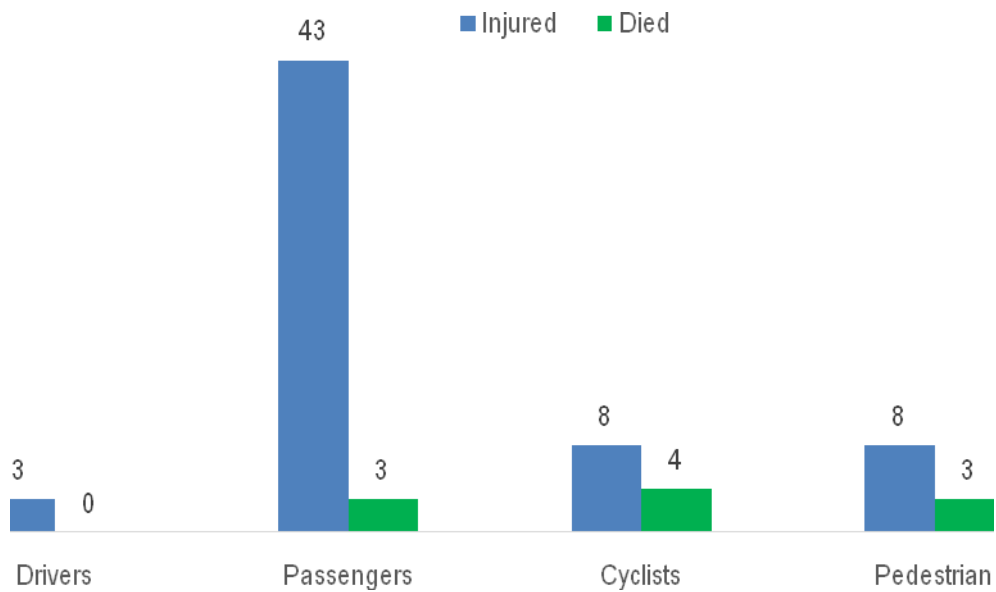


Table 1.1: Number of Reported Victims of Road Accident by District and Sex; June 2018

District	No of Accident		Died				Injured				Total			
	Number	Percent	Male	Female	Total	Percent	Male	Female	Total	Percent	Male	Female	Total	Percent
Kaskazini 'A'	3	11.1	2	0	2	20	7	4	11	17.7	9	4	13	18.1
Kaskazini 'B'	1	3.7	0	0	0	0	1	0	1	1.6	1	0	1	1.4
Kati	2	7.4	0	0	0	0	10	0	10	16.1	10	0	10	13.9
Kusini	3	11.1	2	2	4	40	19	5	24	38.7	21	7	28	38.9
Mjini	2	7.4	0	0	0	0	2	0	2	3.2	2	0	2	2.8
Magharibi 'A'	7	25.9	1	0	1	10	9	0	9	14.5	10	0	10	13.9
Magharibi 'B'	4	14.8	1	0	1	10	2	0	2	3.2	3	0	3	4.2
Wete	1	3.7	0	0	0	0	2	0	2	3.2	2	0	2	2.8
Micheweni	2	7.4	2	0	2	20	1	0	1	1.6	3	0	3	4.2
Chake chake	1	3.7	0	0	0	0	0	0	0	0	0	0	0	0
Mkoani	1	3.7	0	0	0	0	0	0	0	0	0	0	0	0
Total	27	100	8	2	10	100	53	9	62	100	61	11	72	100

Source: Police Headquarter Zanzibar

Table 1.2: Number of Reported Road Accident by District and Type of Victims; June 2018

District	No of Accident	Drivers						Passengers						Cyclists						Pedestrian					
		Died			Injured			Died			Injured			Died			Injured			Died			Injured		
		M	F	T	M	F	T	M	F	T	M	F	T	M	F	T	M	F	T	M	F	T	M	F	T
Kaskazini 'A'	3	0	0	0	1	0	1	0	0	0	5	3	8	1	0	1	1	0	1	1	0	1	0	1	1
Kaskazini 'B'	1	0	0	0	0	0	0	0	0	0	0	0	0	0	0	0	0	0	0	0	0	0	1	0	1
Kati	2	0	0	0	1	0	1	0	0	0	7	0	7	0	0	0	2	0	2	0	0	0	0	0	0
Kusini	3	0	0	0	1	0	1	1	2	3	18	5	23	1	0	1	0	0	0	0	0	0	0	0	0
Mjini	2	0	0	0	0	0	0	0	0	0	1	0	1	0	0	0	0	0	0	0	0	1	0	1	1
Magharibi 'A'	7	0	0	0	0	0	0	0	0	0	3	0	3	1	0	1	1	0	1	0	0	5	0	5	5
Magharibi 'B'	4	0	0	0	0	0	0	0	0	0	1	0	3	0	0	0	1	0	1	1	0	1	0	0	0
Wete	1	0	0	0	0	0	0	0	0	0	0	0	0	0	0	0	2	0	2	0	0	0	0	0	0
Micheweni	2	0	0	0	0	0	0	0	0	0	0	0	0	1	0	1	1	0	1	1	0	1	0	0	0
Chake Chake	1	0	0	0	0	0	0	0	0	0	0	0	0	0	0	0	0	0	0	0	0	0	0	0	0
Mkoani	1	0	0	0	0	0	0	0	0	0	0	0	0	0	0	0	0	0	0	0	0	0	0	0	0
Total	27	0	0	0	3	0	3	1	2	3	35	8	43	4	0	4	8	0	8	3	0	3	7	1	8

Source: Police Headquarter Zanzibar

Note:

M: Male
F: Female
T: Total

Table 1.3: Statistics of Road Accidents, between May and June, 2018

District	No of Accident		Victims				Drivers				Passengers				Cyclists				Pedestrians			
			Injured		Died		Injured		Died		Injured		Died		Injured		Died		Injured		Died	
	May	June	May	June	May	June	May	June	May	June	May	June	May	June	May	June	May	June	May	June	May	June
Kaskazini 'A'	2	3	1	11	1	2	0	1	0	0	0	8	0	0	0	1	0	1	1	1	1	1
Kaskazini 'B'	3	1	1	1	2	0	0	0	0	0	1	0	0	0	0	0	1	0	0	1	1	0
Kati	1	2	2	10	1	0	0	1	1	0	2	7	0	0	0	2	0	0	0	0	0	0
Kusini	0	3	0	24	0	4	0	1	0	0	0	23	0	3	0	0	0	1	0	0	0	0
Mjini	2	2	0	2	1	0	0	0	0	0	0	1	1	0	0	0	0	0	0	1	0	0
Magharibi 'A'	4	7	6	9	2	1	0	0	0	0	3	3	1	0	2	1	1	1	1	5	0	0
Magharibi 'B'	8	4	5	2	3	1	0	0	0	0	1	3	0	0	4	1	1	0	0	0	2	1
Wete	1	1	1	2	0	0	0	0	0	0	0	0	0	0	0	2	0	0	1	0	0	0
Micheweni	1	2	0	1	1	2	0	0	0	0	0	0	0	0	0	1	0	1	0	0	1	1
Chake Chake	1	1	5	0	0	0	0	0	0	0	5	0	0	0	0	0	0	0	0	0	0	0
Mkoani	1	1	5	0	1	0	0	0	0	0	1	0	1	0	4	0	0	0	0	0	0	0
Total	24	27	26	62	12	10	0	3	1	0	13	43	3	3	10	8	3	4	3	8	5	3

Source: Police Headquarter Zanzibar

Figure 2.1: Number of Offences by Type, June 2018

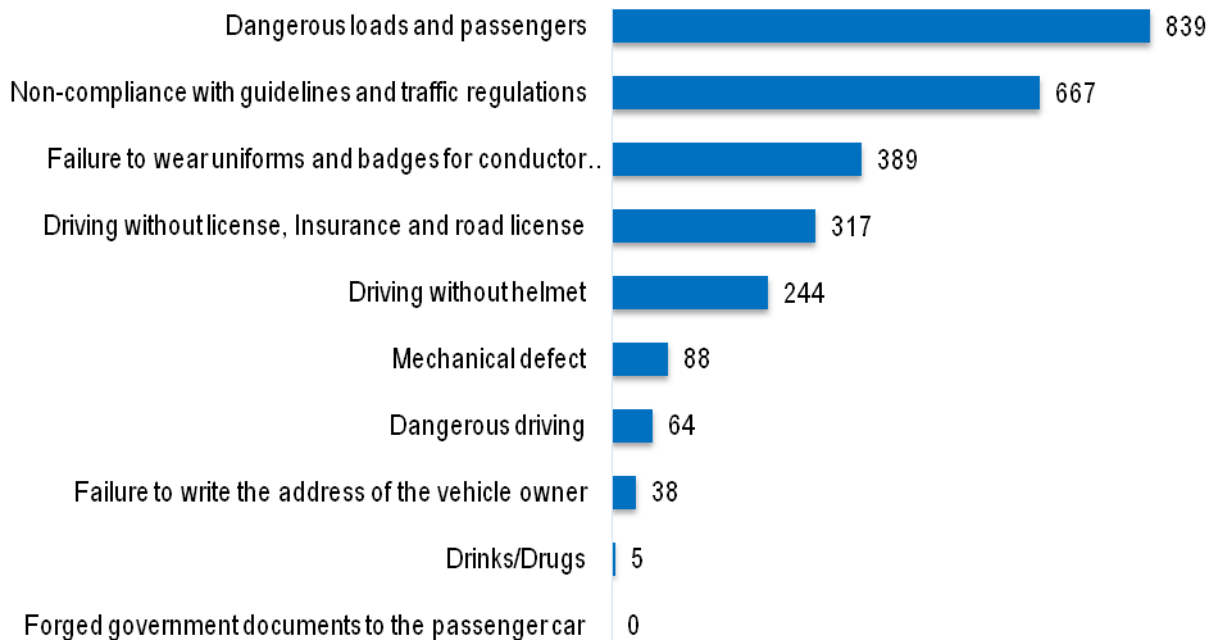


Figure 2.2: Number of Offences by Districts, June 2018

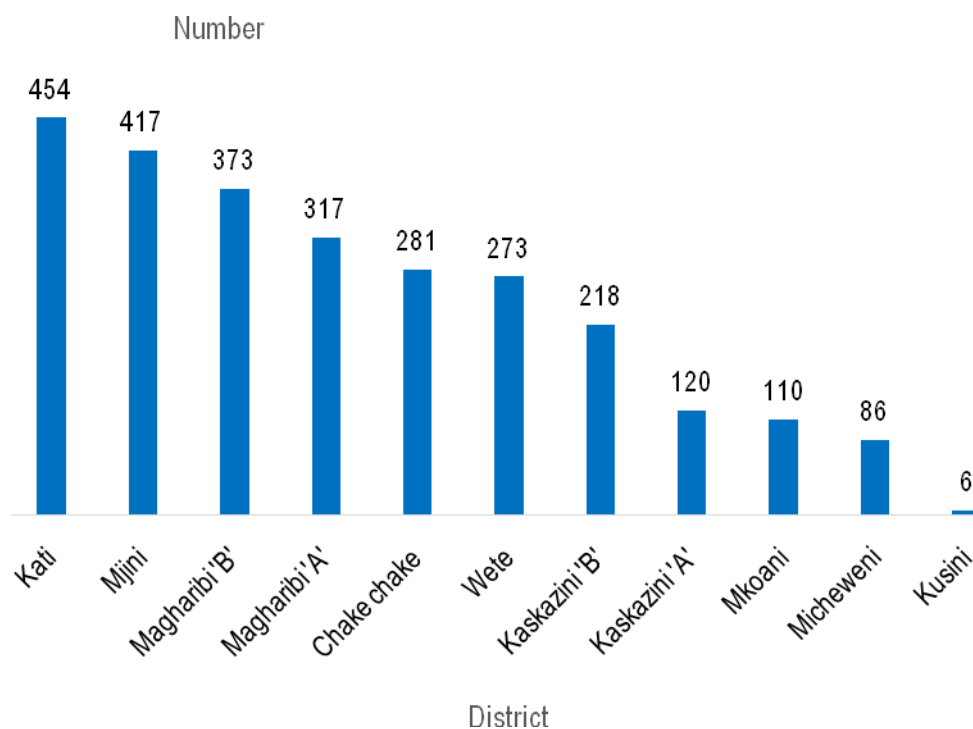


Table 2.1: Reported Traffic Offences by District and Sex, June 2018

District	Drinks/Drugs			Dangerous driving			Mechanical defect			Driving without helmet			Driving without license, Insurance and road license		
	Male	Female	Total	Male	Female	Total	Male	Female	Total	Male	Female	Total	Male	Female	Total
Kaskazini 'A'	0	0	0	11	0	11	7	0	7	6	0	6	13	0	13
Kaskazini 'B'	0	0	0	1	0	1	19	0	19	4	0	4	18	0	18
Kati	0	0	0	0	0	0	36	1	37	22	5	27	69	1	70
Kusini	0	0	0	0	0	0	0	0	0	0	0	0	0	0	0
Mjini	0	0	0	0	0	0	0	0	0	25	0	25	36	0	36
Magharibi 'A'	5	0	5	6	0	6	4	0	4	35	0	35	60	0	60
Magharibi 'B'	0	0	0	0	0	0	2	0	2	70	0	70	30	0	30
Wete	0	0	0	30	0	30	4	0	4	23	0	23	38	0	38
Micheweni	0	0	0	16	0	16	0	0	0	5	0	5	8	0	8
Chake chake	0	0	0	0	0	0	15	0	15	45	0	45	37	0	37
Mkoani	0	0	0	0	0	0	0	0	0	4	0	4	7	0	7
Total	5	0	5	64	0	64	87	1	88	239	5	244	316	1	317

Source: Police Headquarter Zanzibar

Cont..... Table 2.1: Reported Traffic Offences by District and Sex, June 2018

District	Dangerous loads and passengers			Failure to write the address of the vehicle owner			Forged government documents to the passenger car			Failure to wear uniforms and badges for conductor and driver at passenger car			Non-Compliance with guidelines and traffic regulations			Total		
	Male	Female	Total	Male	Female	Total	Male	Female	Total	Male	Female	Total	Male	Female	Total	Male	Female	Total
Kaskazini 'A'	41	0	41	0	0	0	0	0	0	5	0	5	30	0	30	113	0	113
Kaskazini 'B'	116	0	116	25	0	25	0	0	0	30	0	30	8	0	8	221	0	221
Kati	225	0	225	0	0	0	0	0	0	33	0	33	62	0	62	447	7	454
Kusini	6	0	6	0	0	0	0	0	0	0	0	0	0	0	0	6	0	6
Mjini	112	0	112	1	0	1	0	0	0	114	0	114	129	0	129	417	0	417
Magharibi 'A'	93	0	93	6	0	6	0	0	0	50	0	50	58	0	58	317	0	317
Magharibi 'B'	45	0	45	0	0	0	0	0	0	89	0	89	137	0	137	373	0	373
Wete	79	0	79	5	0	5	0	0	0	13	0	13	81	0	81	273	0	273
Micheweni	10	0	10	1	0	1	0	0	0	4	0	4	42	0	42	86	0	86
Chake chake	66	0	66	0	0	0	0	0	0	20	0	20	98	0	98	281	0	281
Mkoani	46	0	46	0	0	0	0	0	0	31	0	31	22	0	22	110	0	110
Total	839	0	839	38	0	38	0	0	0	389	0	389	667	0	667	2,644	7	2,651

Source: Police Headquarter Zanzibar

Table 2.2: Statistics of Traffic Offences, between May and June, 2018

District	Drinks/Drugs		Dangerous driving		Mechanical defect		Driving without helmet		Driving without license, Insurance and road license		Dangerous loads and passengers		Failure to write the address of the vehicle owner		Forged government documents to the passenger car		Failure to wear uniforms and badges for conductor and driver at passenger car		Non-Compliance with guidelines and traffic regulations		Total	
	May	June	May	June	May	June	May	June	May	June	May	June	May	June	May	June	May	June	May	June	May	June
Kaskazini 'A'	0	0	6	11	2	7	6	6	16	13	29	41	0	0	0	0	16	5	29	30	104	113
Kaskazini 'B'	0	0	3	1	7	19	4	4	18	18	61	116	1	25	0	0	40	30	28	8	162	221
Kati	0	0	6	0	17	37	14	27	22	70	50	225	0	0	0	0	0	33	157	62	266	454
Kusini	0	0	0	0	1	0	0	0	0	0	0	6	0	0	0	0	0	0	10	0	11	6
Mjini	0	0	0	0	0	0	27	25	47	36	213	112	0	1	0	0	103	114	140	129	530	417
Magharibi 'A'	0	5	4	6	0	4	22	35	60	60	118	93	0	6	0	0	29	50	20	58	253	317
Magharibi 'B'	0	0	0	0	0	2	62	70	76	30	148	45	4	0	0	0	84	89	102	137	476	373
Wete	0	0	0	30	0	4	2	23	7	38	55	79	2	5	0	0	16	13	55	81	137	273
Micheweni	0	0	27	16	3	0	5	5	23	8	12	10	2	1	0	0	3	4	23	42	98	86
Chake chake	0	0	0	0	0	15	2	45	7	37	30	66	0	0	0	0	19	20	41	98	99	281
Mkoani	0	0	0	0	4	0	8	4	9	7	40	46	0	0	0	0	18	31	12	22	91	110
Total	0	5	46	64	34	88	152	244	285	317	756	839	9	38	0	0	328	389	617	667	2,227	2,651

Source: Police Headquarter Zanzibar

Explanatory Note

Roads are primary mean of transportation. These provide human access to different places. Many people's use road for different means of transport. Some of them use vehicle, bicycle and others walk.

A road accident refers to any accident involving at least one road vehicle, occurring on a road open to public circulation, and in which at least one person is injured or killed. According to Penal Act no. 6/2004 Act to repeal the Penal Decree, chapter 13 of the law of Zanzibar limitation as time to death is defined as Killed persons are accident victims who die immediately or within 366 days following the accident. Injured persons are accident victims having suffered trauma requiring medical treatment with or without hospitalization.

An offence is a crime that breaks a particular law and requires a particular punishment. Road accidents are caused by various human offenses. Many mistakes that make his appearance seem to be minor but his impact becomes great. As a result, people getting disabilities or dying

For more clarifications please contact:

Police Headquarters Zanzibar
P.O.BOX, 237, PHQ, Zanzibar
Email:cidphqznz@gmail.com

Office of the Chief Government
Statistician
P.O. BOX, 2321. Zanzibar
Email: zanstat@ocgs.go.tz