

# STATISTICAL RELEASE ZANZIBAR ROAD ACCIDENTS AND OFFENCES STATISTICS FOR JANUARY-2020

**No: 27**



*Office of Chief Government Statistician*

P.O. Box 2321, Zanzibar  
Telephone +255242231869  
Email: [zanstat@ocgs.go.tz](mailto:zanstat@ocgs.go.tz)  
Website: <http://www.ocgs.go.tz>



*Police Headquarter Zanzibar*

P.O.Box 237, PHQ Zanzibar  
Fax No: 0242231367  
Email: [cidhqznz@gmail.com](mailto:cidhqznz@gmail.com)

## Introduction

This is a monthly release, which provides summary of statistics from two crime statistics areas namely road accidents and traffic offences. These statistics are released by geographical disaggregation, category and differentiated by gender

Road accidents statistics provide information on number of accidents occurred, type of victim and status of the victim after the accident. While, traffic offences statistics provide information about the road traffic offenses classified into ten broad categories.

## Objective

The main objective of the release is to provide timely road accidents and traffic offences information in Zanzibar. This information is useful for planners, policy makers and decision makers.

### 1. Road Accidents

A total of 51 accidents were reported in January, 2020 that involved 89 victims of whom 75 were males (84.3 percent) and 14 females (15.7 percent) was reported. Among the victims, 65 were injured and 24 were died.

Mjini district reported the highest number of accidents (17 accidents), followed by Magharibi 'A' district (11 accidents). Magharibi 'A' district reported the highest number of 26 victims, which is equivalent to more than one quarter of the total victims (29.2 percent) (Table 1.1).

Among the victims of the road accidents (died/injured), most of them were Passengers (39 victims) followed by cyclist (27 victims), pedestrian (16 victims) and drivers (7) (Table 1.2).

The total number of accidents reported in January, 2020 increased to 51 in January, 2020 from 22 accidents reported in January, 2019 which indicates a increase of 131.8 percent, while the number

of victims increased from 40 in January, 2019 to 89 in January, 2020. Comparing with preceding month, the number of accidents increased from 25 accidents reported in December, 2019 to 51 reported in January, 2020 (Table 1.3 and Table 1.4).

## **2. Traffic Offences**

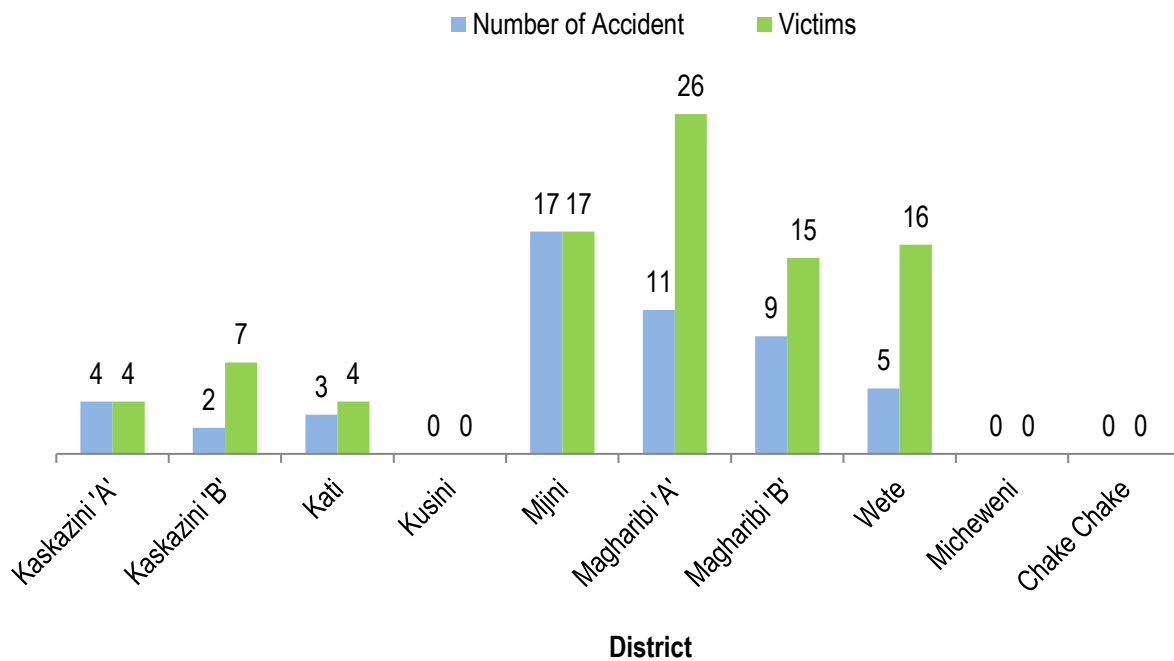
A total of 1,942 traffic offences were reported in January, 2020 of all offences were committed by males. ‘Non-compliance with guidelines and traffic regulations’ (530 offences) followed by ‘dangerous loads and passengers’ (431 offences), failure to wear uniforms and badges for conductor and driver at passenger car’ (368 offences)’ and ‘driving without license, insurance and road license’ (252 offences). The listed four offences accounted for 81.4 percent of all offences (Table 2.1).

Mjini district committed the highest number of offences (320 offences) which is equivalent 16.5 percent of all offences, while Kusini reported the least number of 42 offences (2.2 percent). The districts of Mjini Magharibi shared 37.1 percent of all offences suggesting that the region continues to be the center of road offences. Mjini district was more likely to commit offences of ‘non-compliance with guidelines and traffic regulations’’ (120 offences), ‘failure to wear uniforms and badges for conductor and driver at passenger car’ (101 offences) and ‘dangerous loads and passengers’ (36 offences). Magharibi B district was most likely to commit offences of ‘non-compliance with guidelines and traffic regulations’ (73 offences), ‘failure to wear uniforms and badges for conductor and driver at passenger car’ (64 offences) and ‘dangerous loads and passengers’ (41 offences) while Kati district was more likely to commit offences of Mechanical defect’ (41 offences), ‘dangerous loads and passengers’ and ‘failure to wear uniforms and badges for conductor and driver at passenger car’ (38 of each offences). Kaskazini B district was more likely to commit offences of ‘dangerous loads and passengers’ (78 offences) and ‘failure to wear uniforms and badges for conductor and driver at passenger car’ (66 offences). Wete district was more likely to commit offences of ‘dangerous loads and passengers’ and Chake chake district was more likely to commit offences of ‘non-compliance with guidelines and traffic regulations’ (126 offences) and ‘dangerous driving’ (50 offences). All districts in Mjini Magharibi region committed more offences on ‘failure to wear uniforms and badges for conductor and driver at passenger car’, ‘non-compliance with guidelines and traffic regulations’, ‘driving without license, insurance and road license’, ‘driving without helmet’ and ‘dangerous loads and passengers’ (Table 2.1 and 2.2).

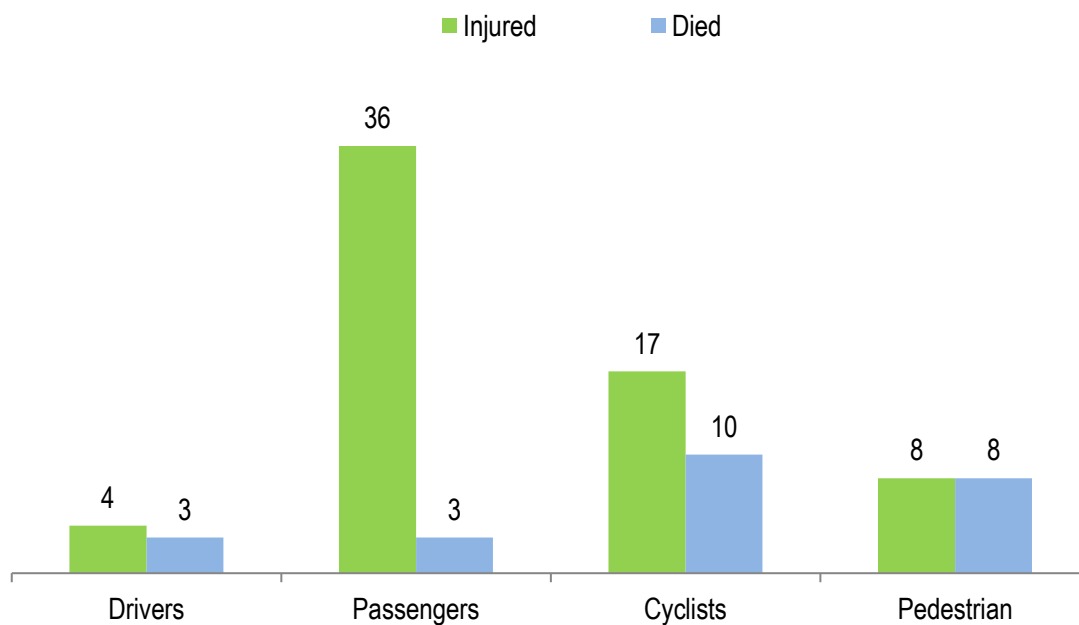
A total number of offences reported in January, 2020 decreased to 1,942 offences in January, 2020 from 2,253 offences in January, 2019 which indicates a decreasing of 13.8 percent. Compared with previous month, the number offences reported January in 2020 decreased to 1,942

offences from 2,278 offences reported in December, 2019 which indicates decreasing of 14.7 percent (Table 2.2).

**Figure 1.1: Number of Accident and Victims by District, January 2020**



**Figure 1.2: Number of Victim of Accidents, January 2020**



**Table 1.1: Number of Reported Victims of Road Accidents by District and Sex; January, 2020**

District	No of Accident		Died				Injured				Total			
	Number	Percent	Male	Female	Total	Percent	Male	Female	Total	Percent	Male	Female	Total	Percent
Kaskazini 'A'	4	7.8	4	0	4	16.7	0	0	0	0	4	0	4	4.5
Kaskazini 'B'	2	3.9	1	0	1	4.2	6	0	6	9	7	0	7	7.9
Kati	3	5.9	2	0	2	8.3	2	0	2	3	4	0	4	4.5
Kusini	0	0	0	0	0	0	0	0	0	0	0	0	0	0
Mjini	17	33.3	3	1	4	16.7	10	3	13	20.0	13	4	17	19.1
Magharibi 'A'	11	21.6	5	0	5	20.8	12	9	21	32.3	17	9	26	29.2
Magharibi 'B'	9	17.6	5	0	5	20.8	10	0	10	15.4	15	0	15	16.9
Wete	5	10	3	0	3	12.5	12	1	13	20.0	15	1	16	18.0
Micheweni	0	0	0	0	0	0	0	0	0	0	0	0	0	0
Chake chake	0	0	0	0	0	0	0	0	0	0	0	0	0	0
Mkoani	0	0	0	0	0	0	0	0	0	0	0	0	0	0
<b>Total</b>	<b>51</b>	<b>100</b>	<b>23</b>	<b>1</b>	<b>24</b>	<b>100</b>	<b>52</b>	<b>13</b>	<b>65</b>	<b>100</b>	<b>75</b>	<b>14</b>	<b>89</b>	<b>100</b>

Source: Police Headquarter Zanzibar

**Table 1.2: Number of Reported Road Accident by District and Type of Victims; January 2020**

District	No. of Accident	Drivers						Passengers						Cyclists						Pedestrian					
		Died			Injured			Died			Injured			Died			Injured			Died			Injured		
		M	F	T	M	F	T	M	F	T	M	F	T	M	F	T	M	F	T	M	F	T	M	F	T
Kaskazini 'A'	4	0	0	0	0	0	0	0	0	0	0	0	0	1	0	1	0	0	0	3	0	3	0	0	0
Kaskazini 'B'	2	0	0	0	0	0	0	1	0	1	6	0	6	0	0	0	0	0	0	0	0	0	0	0	0
Kati	3	0	0	0	0	0	0	0	0	0	0	0	0	2	0	2	1	0	1	0	0	0	1	0	1
Kusini	0	0	0	0	0	0	0	0	0	0	0	0	0	0	0	0	0	0	0	0	0	0	0	0	0
Mjini	17	1	0	1	0	0	0	1	0	1	6	2	8	1	0	1	3	0	3	0	1	1	1	1	2
Magharibi 'A'	11	1	0	1	1	0	1	0	0	0	6	6	12	2	0	2	5	0	5	2	0	2	0	3	3
Magharibi 'B'	9	1	0	1	2	0	2	0	0	0	2	0	2	4	0	4	5	0	5	0	0	0	1	0	1
Wete	5	0	0	0	1	0	1	1	0	1	7	1	8	0	0	0	3	0	3	2	0	2	1	0	1
Micheweni	0	0	0	0	0	0	0	0	0	0	0	0	0	0	0	0	0	0	0	0	0	0	0	0	0
Chake chake	0	0	0	0	0	0	0	0	0	0	0	0	0	0	0	0	0	0	0	0	0	0	0	0	0
Mkoani	0	0	0	0	0	0	0	0	0	0	0	0	0	0	0	0	0	0	0	0	0	0	0	0	0
<b>Total</b>	<b>51</b>	<b>3</b>	<b>0</b>	<b>3</b>	<b>4</b>	<b>0</b>	<b>4</b>	<b>3</b>	<b>0</b>	<b>3</b>	<b>27</b>	<b>9</b>	<b>36</b>	<b>10</b>	<b>0</b>	<b>10</b>	<b>17</b>	<b>0</b>	<b>17</b>	<b>7</b>	<b>1</b>	<b>8</b>	<b>4</b>	<b>4</b>	<b>8</b>

Source: Police Headquarter Zanzibar

*Note:*

M: Male  
F: Female  
T: Total

**Table 1.3: Statistics of Road Accidents, between January 2019 and 2020**

District	No of accidents		Victims				Drivers				Passengers				Cyclist				Pedestrians			
			Injured		Died		Injured		Died		Injured		Died		Injured		Died		Injured		Died	
	Jan-19	Jan-20	Jan-19	Jan-20	Jan-19	Jan-20	Jan-19	Jan-20	Jan-19	Jan-20	Jan-19	Jan-20	Jan-19	Jan-20	Jan-19	Jan-20	Jan-19	Jan-20	Jan-19	Jan-20	Jan-19	Jan-20
Kaskazini 'A'	2	4	1	0	2	4	1	0	0	0	0	0	2	0	0	0	0	1	0	0	0	3
Kaskazini 'B'	1	2	6	6	0	1	0	0	0	0	6	6	0	1	0	0	0	0	0	0	0	0
Kati	1	3	3	2	0	2	1	0	0	0	1	0	0	0	0	1	0	2	1	1	0	0
Kusini	2	0	5	0	0	0	0	0	0	0	4	0	0	0	1	0	0	0	0	0	0	0
Mjini	5	17	4	13	1	4	0	0	0	1	2	8	0	1	1	3	1	1	1	2	0	1
Magharibi 'A'	3	11	1	21	3	5	0	1	0	1	0	12	1	0	0	5	2	2	1	3	0	2
Magharibi 'B'	8	9	11	10	3	5	1	2	0	1	4	2	0	0	4	5	1	4	2	1	2	0
Wete	0	5	0	13	0	3	0	1	0	0	0	8	0	1	0	3	0	0	0	1	0	2
Micheweni	0	0	0	0	0	0	0	0	0	0	0	0	0	0	0	0	0	0	0	0	0	0
Chake chake	0	0	0	0	0	0	0	0	0	0	0	0	0	0	0	0	0	0	0	0	0	0
Mkoani	0	0	0	0	0	0	0	0	0	0	0	0	0	0	0	0	0	0	0	0	0	0
<b>Total</b>	<b>22</b>	<b>51</b>	<b>31</b>	<b>65</b>	<b>9</b>	<b>24</b>	<b>3</b>	<b>4</b>	<b>0</b>	<b>3</b>	<b>17</b>	<b>36</b>	<b>3</b>	<b>3</b>	<b>6</b>	<b>17</b>	<b>4</b>	<b>10</b>	<b>5</b>	<b>8</b>	<b>2</b>	<b>8</b>

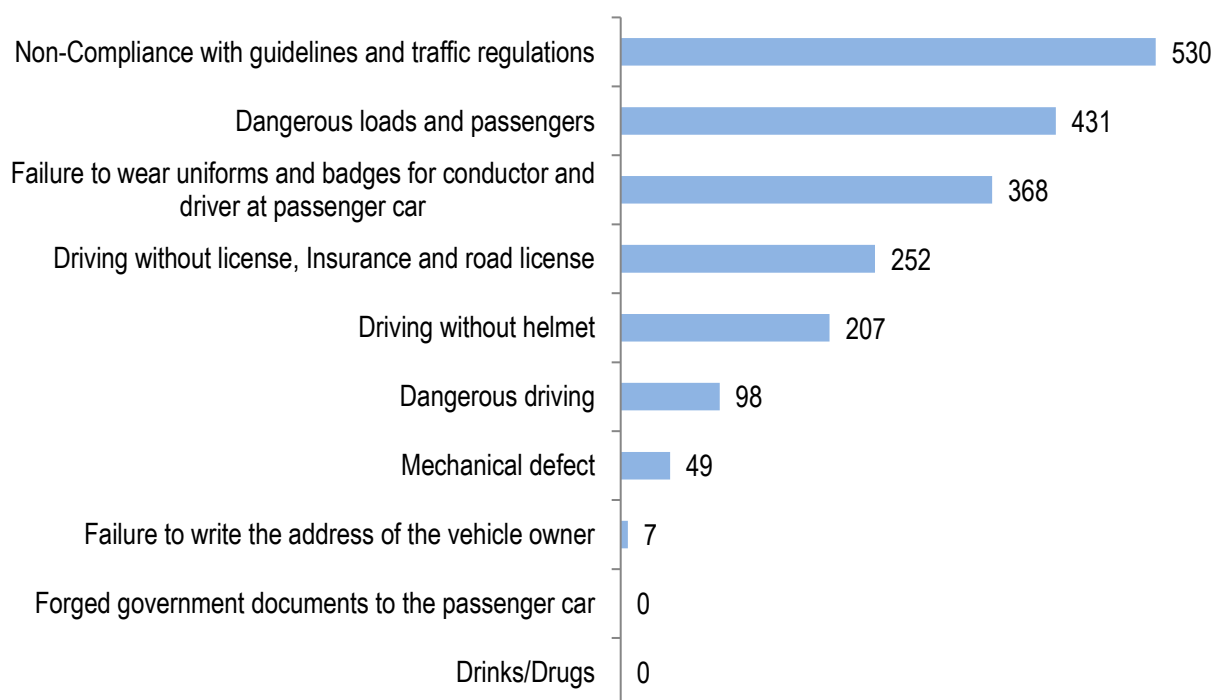
Source: Police Headquarter Zanzibar

**Table 1.4: Statistics of Road Accidents, between December 2019 and January, 2020**

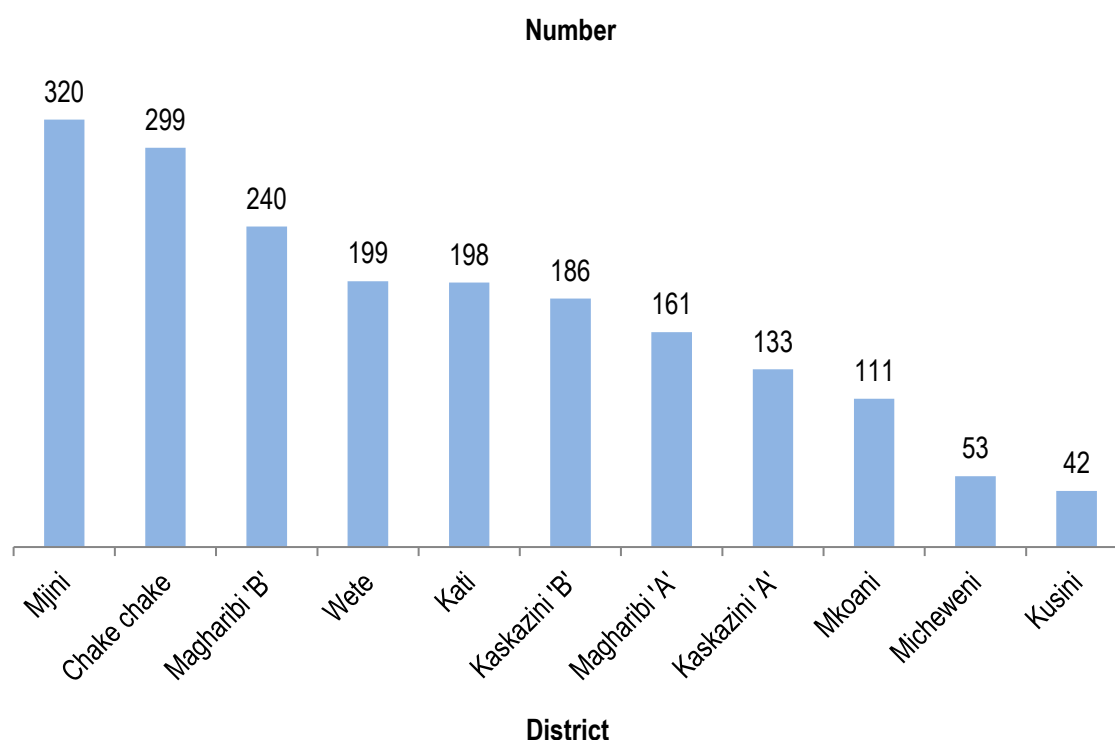
District	No of Accident		Victims				Drivers				Passengers				Cyclists				Pedestrian			
			Injured		Died		Injured		Died		Injured		Died		Injured		Died		Injured		Died	
	Dec	Jan	Dec	Jan	Dec	Jan	Dec	Jan	Dec	Jan	Dec	Jan	Dec	Jan	Dec	Jan	Dec	Jan	Dec	Jan	Dec	Jan
Kaskazini 'A'	2	4	0	0	3	4	0	0	0	0	0	0	1	0	0	0	0	1	0	0	2	3
Kaskazini 'B'	1	2	0	6	1	1	0	0	0	0	0	6	0	1	0	0	0	0	0	0	1	0
Kati	1	3	0	2	1	2	0	0	0	0	0	0	0	0	0	1	0	2	0	1	1	0
Kusini	0	0	0	0	0	0	0	0	0	0	0	0	0	0	0	0	0	0	0	0	0	0
Mjini	4	17	6	13	0	4	0	0	0	1	2	8	0	1	2	3	0	1	2	2	0	1
Magharibi 'A'	9	11	11	21	6	5	0	1	0	1	5	12	1	0	4	5	4	2	2	3	1	2
Magharibi 'B'	7	9	11	10	2	5	0	2	0	1	6	2	0	0	5	5	1	4	0	1	1	0
Wete	0	5	0	13	0	3	0	1	0	0	0	8	0	1	0	3	0	0	0	1	0	2
Micheweni	0	0	0	0	0	0	0	0	0	0	0	0	0	0	0	0	0	0	0	0	0	0
Chake Chake	0	0	0	0	0	0	0	0	0	0	0	0	0	0	0	0	0	0	0	0	0	0
Mkoani	1	0	0	0	1	0	0	0	0	0	0	0	0	0	0	0	0	0	0	0	1	0
<b>Total</b>	<b>25</b>	<b>51</b>	<b>28</b>	<b>65</b>	<b>14</b>	<b>24</b>	<b>0</b>	<b>4</b>	<b>0</b>	<b>3</b>	<b>13</b>	<b>36</b>	<b>2</b>	<b>3</b>	<b>11</b>	<b>17</b>	<b>5</b>	<b>10</b>	<b>4</b>	<b>8</b>	<b>7</b>	<b>8</b>

Source: Police Headquarter Zanzibar

**Figure 2.1: Number of Offences by Type, January 2020**



**Figure 2.2: Number of Offences by Districts, January 2020**





**Table 2.1: Reported Traffic Offences by District and Sex, January, 2020**

District	Drinks/Drugs			Dangerous driving			Mechanical defect			Driving without helmet			Driving without license, Insurance and road license		
	Male	Female	Total	Male	Female	Total	Male	Female	Total	Male	Female	Total	Male	Female	Total
Kaskazini 'A'	0	0	0	6	0	6	4	0	4	5	0	5	36	0	36
Kaskazini 'B'	0	0	0	3	0	3	2	0	2	10	0	10	7	0	7
Kati	0	0	0	10	0	10	41	0	41	22	0	22	20	0	20
Kusini	0	0	0	0	0	0	0	0	0	13	0	13	12	0	12
Mjini	0	0	0	0	0	0	2	0	2	30	0	30	31	0	31
Magharibi 'A'	0	0	0	2	0	2	0	0	0	38	0	38	29	0	29
Magharibi 'B'	0	0	0	0	0	0	0	0	0	35	0	35	27	0	27
Wete	0	0	0	27	0	27	0	0	0	8	0	8	31	0	31
Micheweni	0	0	0	0	0	0	0	0	0	7	0	7	6	0	6
Chake chake	0	0	0	50	0	50	0	0	0	33	0	33	35	0	35
Mkoani	0	0	0	0	0	0	0	0	0	6	0	6	18	0	18
<b>Total</b>	<b>0</b>	<b>0</b>	<b>0</b>	<b>98</b>	<b>0</b>	<b>98</b>	<b>49</b>	<b>0</b>	<b>49</b>	<b>207</b>	<b>0</b>	<b>207</b>	<b>252</b>	<b>0</b>	<b>252</b>

Source: Police Headquarter Zanzibar

Cont..... Table 2.1: Reported Traffic Offences by District and Sex, January, 2020

District	Dangerous loads and passengers			Failure to write the address of the vehicle owner			Forged government documents to the passenger car			Failure to wear uniforms and badges for conductor and driver at passenger car			Non-Compliance with guidelines and traffic regulations			Total		
	Male	Female	Total	Male	Female	Total	Male	Female	Total	Male	Female	Total	Male	Female	Total	Male	Female	Total
Kaskazini 'A'	27	0	27	0	0	0	0	0	0	2	0	2	53	0	53	133	0	133
Kaskazini 'B'	78	0	78	0	0	0	0	0	0	66	0	66	20	0	20	186	0	186
Kati	38	0	38	5	0	5	0	0	0	38	0	38	24	0	24	198	0	198
Kusini	10	0	10	0	0	0	0	0	0	7	0	7	0	0	0	42	0	42
Mjini	36	0	36	0	0	0	0	0	0	101	0	101	120	0	120	320	0	320
Magharibi 'A'	39	0	39	0	0	0	0	0	0	21	0	21	32	0	32	161	0	161
Magharibi 'B'	41	0	41	0	0	0	0	0	0	64	0	64	73	0	73	240	0	240
Wete	84	0	84	2	0	2	0	0	0	22	0	22	25	0	25	199	0	199
Micheweni	8	0	8	0	0	0	0	0	0	3	0	3	29	0	29	53	0	53
Chake chake	20	0	20	0	0	0	0	0	0	35	0	35	126	0	126	299	0	299
Mkoani	50	0	50	0	0	0	0	0	0	9	0	9	28	0	28	111	0	111
<b>Total</b>	<b>431</b>	<b>0</b>	<b>431</b>	<b>7</b>	<b>0</b>	<b>7</b>	<b>0</b>	<b>0</b>	<b>0</b>	<b>368</b>	<b>0</b>	<b>368</b>	<b>530</b>	<b>0</b>	<b>530</b>	<b>1,942</b>	<b>0</b>	<b>1,942</b>

Source: Police Headquarter Zanzibar

**Table 2.2: Statistics of Traffic Offences, between January 2019 and 2020**

District	Drinks/Drugs		Dangerous driving		Mechanical defect		Driving without helmet		Driving without license, Insurance and road license		Dangerous loads and passengers		Failure to write the address of the vehicle owner		Forged government documents to the passenger car		Failure to wear uniforms and badges for conductor and driver at passenger car		Non-Compliance with guidelines and traffic regulations		Total	
	Jan-19	Jan-20	Jan-19	Jan-20	Jan-19	Jan-20	Jan-19	Jan-20	Jan-19	Jan-20	Jan-19	Jan-20	Jan-19	Jan-20	Jan-19	Jan-20	Jan-19	Jan-20	Jan-19	Jan-20	Jan-19	Jan-20
Kaskazini 'A'	0	0	2	6	15	4	2	5	31	36	51	27	1	0	0	0	24	2	38	53	164	133
Kaskazini 'B'	0	0	24	3	17	2	7	10	41	7	67	78	17	0	0	0	12	66	58	20	243	186
Kati	0	0	26	10	40	41	13	22	34	20	143	38	40	5	0	0	47	38	27	24	370	198
Kusini	0	0	0	0	6	0	1	13	15	12	14	10	0	0	0	0	5	7	6	0	47	42
Mjini	0	0	0	0	0	2	30	30	62	31	81	36	0	0	0	0	97	101	105	120	375	320
Magharibi 'A'	0	0	38	2	8	0	33	38	67	29	82	39	0	0	0	0	49	21	42	32	319	161
Magharibi 'B'	0	0	0	0	0	0	42	35	51	27	68	41	0	0	0	0	60	64	74	73	295	240
Wete	2	0	11	27	2	0	10	8	52	31	26	84	2	2	0	0	42	22	42	25	189	199
Micheweni	0	0	2	0	0	0	6	7	20	6	14	8	0	0	0	0	2	3	17	29	61	53
Chake chake	0	0	0	50	4	0	9	33	13	35	38	20	0	0	0	0	16	35	14	126	94	299
Mkoani	0	0	0	0	0	0	4	6	20	18	44	50	0	0	0	0	11	9	17	28	96	111
<b>Total</b>	<b>2</b>	<b>0</b>	<b>103</b>	<b>98</b>	<b>92</b>	<b>49</b>	<b>157</b>	<b>207</b>	<b>406</b>	<b>252</b>	<b>628</b>	<b>431</b>	<b>60</b>	<b>7</b>	<b>0</b>	<b>0</b>	<b>365</b>	<b>368</b>	<b>440</b>	<b>530</b>	<b>2,253</b>	<b>1,942</b>

Source: Police Headquarter Zanzibar

**Table 2.3: Statistics of Traffic Offences between, December 2019 and January, 2020**

District	Drinks/Drugs		Dangerous driving		Mechanical defect		Driving without helmet		Driving without license, Insurance and road license		Dangerous loads and passengers		Failure to write the address of the vehicle owner		Forged government documents to the passenger car		Failure to wear uniforms and badges for conductor and driver at passenger car		Non-Compliance with guidelines and traffic regulations		Total	
	Dec	Jan	Dec	Jan	Dec	Jan	Dec	Jan	Dec	Jan	Dec	Jan	Dec	Jan	Dec	Jan	Dec	Jan	Dec	Jan	Dec	Jan
Kaskazini 'A'	0	0	8	6	5	4	2	5	15	36	29	27	0	0	0	0	9	2	49	53	117	133
Kaskazini 'B'	0	0	0	3	2	2	12	10	9	7	89	78	2	0	0	0	0	66	103	20	217	186
Kati	0	0	17	10	59	41	33	22	17	20	81	38	17	5	0	0	37	38	16	24	277	198
Kusini	0	0	0	0	1	0	2	13	16	12	29	10	0	0	0	0	0	7	11	0	59	42
Mjini	0	0	0	0	0	2	62	30	39	31	64	36	0	0	0	0	71	101	134	120	370	320
Magharibi 'A'	0	0	0	2	7	0	23	38	41	29	62	39	0	0	0	0	22	21	60	32	215	161
Magharibi 'B'	0	0	0	0	5	0	71	35	33	27	44	41	0	0	0	0	70	64	104	73	327	240
Wete	0	0	10	27	2	0	18	8	76	31	76	84	3	2	0	0	18	22	69	25	272	199
Micheweni	0	0	0	0	0	0	5	7	6	6	14	8	0	0	0	0	10	3	22	29	57	53
Chake chake	0	0	0	50	0	0	40	33	30	35	87	20	0	0	0	0	47	35	56	126	260	299
Mkoani	0	0	1	0	0	0	2	6	22	18	60	50	0	0	0	0	6	9	16	28	107	111
<b>Total</b>	<b>0</b>	<b>0</b>	<b>36</b>	<b>98</b>	<b>81</b>	<b>49</b>	<b>270</b>	<b>207</b>	<b>304</b>	<b>252</b>	<b>635</b>	<b>431</b>	<b>22</b>	<b>7</b>	<b>0</b>	<b>0</b>	<b>290</b>	<b>368</b>	<b>640</b>	<b>530</b>	<b>2,278</b>	<b>1,942</b>

Source: Police Headquarter Zanzibar

## **Explanatory Note**

A road accident refers to any accident involving at least one road vehicle, occurring on a road open to public circulation, and in which at least one person is injured or killed. According to Penal Act no. 6/2004 Act to repeal the Penal Decree, chapter 13 of the law of Zanzibar limitation as time to death is defined as Killed persons are accident victims who die immediately or within one year and one day (366) following the accident. Injured persons are accident victims having suffered trauma requiring medical treatment with or without hospitalization.

Roads are primary mean of transportation. These provide human access to different places. Many people's use road for different means of transport. Some of them use vehicle, bicycle and others walk.

An offence is a crime that breaks a particular law and requires a particular punishment. Road accidents are caused by various human offenses. Many mistakes that make his appearance seem to be minor but his impact becomes great. As a result, people getting disabilities or dying

**For more clarifications please contact:**

*Police Headquarters Zanzibar  
P.O.BOX, 237, PHQ, Zanzibar  
Email:cidphqznz@gmail.com*

*Office of the Chief Government Statistician  
P.O. BOX, 2321, Zanzibar  
Email: zanstat@ocgs.go.tz*