

# STATISTICAL RELEASE ZANZIBAR ROAD ACCIDENTS AND OFFENCES STATISTICS FOR MARCH-2020

No: 3



*Office of Chief Government Statistician*

P.O. Box 2321, Zanzibar  
Telephone +255242231869  
Email: [zanstat@ocgs.go.tz](mailto:zanstat@ocgs.go.tz)  
Website: <http://www.ocgs.go.tz>



*Police Headquarter Zanzibar*

P.O.Box 237, PHQ Zanzibar  
Fax No: 0242231367  
Email: [cidhqznz@gmail.com](mailto:cidhqznz@gmail.com)

## Introduction

This is a monthly release, which provides summary of statistics from two crime statistics areas namely road accidents and traffic offences. These statistics are released by geographical disaggregation, category and differentiated by gender

Road accidents statistics provide information on number of accidents occurred, type of victim and status of the victim after the accident. While, traffic offences statistics provide information about the road traffic offenses classified into ten broad categories.

## Objective

The main objective of the release is to provide timely road accidents and traffic offences information in Zanzibar. This information is useful for planners, policy makers and decision makers.

### 1. Road Accidents

A total of 21 accidents were reported in March, 2020 that involved 40 victims of whom 32 were males (80 percent) and eight (8) females (20 percent) was reported. Among the victims, 27 were injured and 13 were died.

Magharibi A district reported the highest number of accidents six (6) accidents, followed by Mjini district five (5) accidents. Kusini district reported the highest number of 11 victims, which is equivalent to more than one quarter of the total victims (27.5 percent) (Table 1.1).

Among the victims of the road accidents (died/injured), most of them were Passengers (17 victims) followed by cyclist (11 victims), pedestrian and drivers (6 for each victims) (Table 1.2).

The total number of accidents reported in March, 2020 decreased to 21 in March, 2020 from 22 accidents reported in March, 2019 which indicates a decrease of 4.5 percent while the number of victims increased from 27 in March, 2019 to 40 in March, 2020.

Comparing with preceding month, the number of accidents decreased from 44 accidents reported in February, 2020 to 21 reported in March, 2020 (Table 1.3 and Table 1.4).

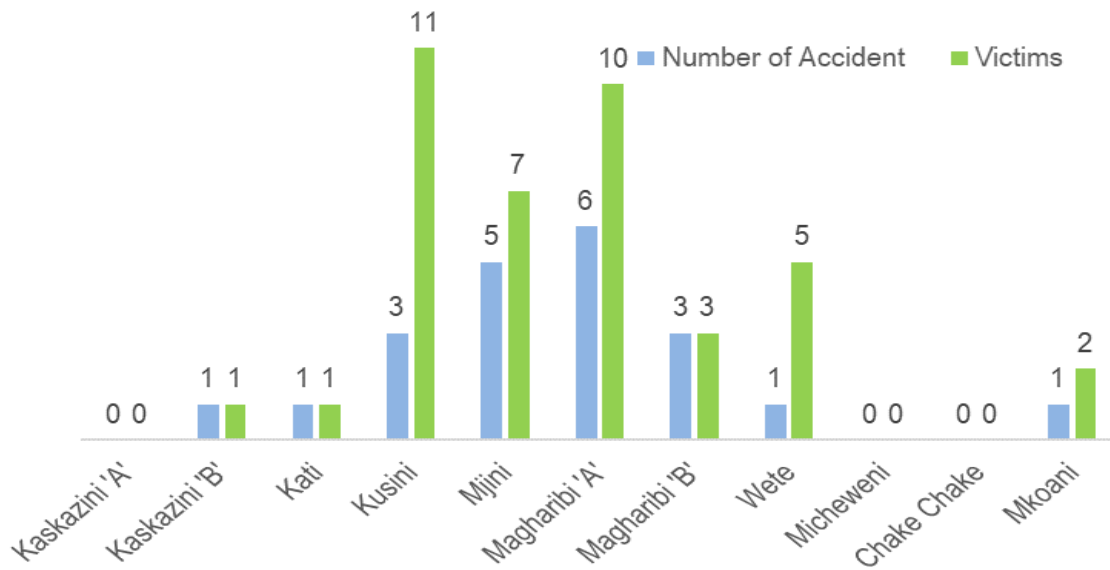
## **2. Traffic Offences**

A total of 1,859 traffic offences were reported in March, 2020 of all offences were committed by males. ‘Non-compliance with guidelines and traffic regulations’ (503 offences) followed by ‘dangerous loads and passengers’ (361 offences), driving without license, insurance and road license’ (310 offences) and failure to wear uniforms and badges for conductor and driver at passenger car’ (297 offences)’. The listed four offences accounted for 79.1 percent of all offences (Table 2.1).

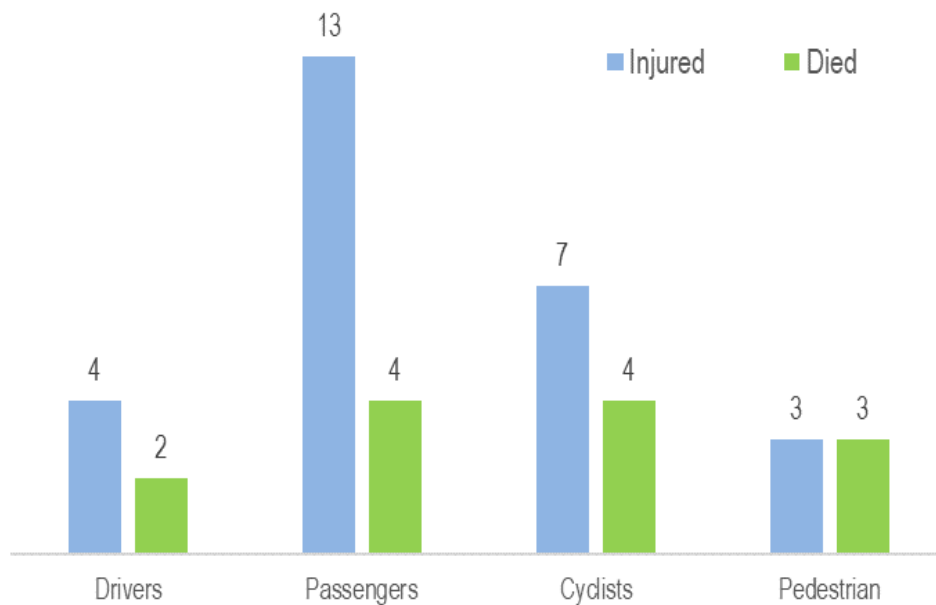
Mjini district committed the highest number of offences (375 offences) which is equivalent 20.2 percent of all offences, while Kusini reported the least number of 26 offences (1.4 percent). The districts of Mjini Magharibi shared 42.2 percent of all offences suggesting that the region continues to be the center of road offences. Mjini district was more likely to commit offences of “non-compliance with guidelines and traffic regulations” (117 offences), ‘failure to wear uniforms and badges for conductor and driver at passenger car’ (101 offences) and ‘driving without helmet’ (67 offences). Magharibi B district was most likely to commit offences of ‘driving without helmet’ (68 offences), ‘failure to wear uniforms and badges for conductor and driver at passenger car’ (39 offences) and driving without license, insurance and road license’ (34 offences). While Kati district was more likely to commit offences of ‘dangerous loads and passengers (36 offences) and Mechanical defect’ (30 offences). Also Kaskazini B district was more likely to commit offences of, ‘non-compliance with guidelines and traffic regulations’ (91 offences) and ‘dangerous loads and passengers’ (60 offences), Wete district was more likely to commit offences of ‘driving without license, insurance and road license (62 offences) and ‘dangerous loads and passengers’ (42 offences). Chake Chake districts was more likely to commit offences of, ‘failure to wear uniforms and badges for conductor and driver at passenger car’ (56 offences), dangerous loads, and passengers’ (52 offences). All districts in Mjini Magharibi region committed more offences on ‘failure to wear uniforms and badges for conductor and driver at passenger car’, ‘non-compliance with guidelines and traffic regulations’, ‘driving without license, insurance and road license’, driving without helmet’ and ‘dangerous loads and passengers’ (Table 2.1 and 2.2).

A total number of offences reported in March, 2020 decreased to 1,859 offences in March, 2020 from 2,106 offences in March, 2019 which indicates a decreasing of 11.7 percent. Compared with previous month, the number offences reported March in 2020 decreased to 1,859 offences from 2,156 offences reported in February, 2020 which indicates decreasing of 13.8 percent (Table 2.2 and 2.3)

**Figure 1.1: Number of Accident and Victims by District, March 2020**



**Figure 1.2: Number of Victim of Accidents, March 2020**



**Table 1.1: Number of Reported Victims of Road Accidents by District and Sex; March, 2020**

District	No of Accident		Died				Injured				Total			
	Number	Percent	Male	Female	Total	Percent	Male	Female	Total	Percent	Male	Female	Total	Percent
Kaskazini 'A'	0	0	0	0	0	0	0	0	0	0	0	0	0	0
Kaskazini 'B'	1	4.8	1	0	1	7.7	0	0	0	0	1	0	1	2.5
Kati	1	4.8	1	0	1	7.7	0	0	0	0	1	0	1	2.5
Kusini	3	14.3	2	0	2	15.4	7	2	9	33.3	9	2	11	27.5
Mjini	5	23.8	0	1	1	7.7	5	1	6	22.2	5	2	7	17.5
Magharibi 'A'	6	28.6	4	0	4	30.8	5	1	6	22.2	9	1	10	25.0
Magharibi 'B'	3	14.3	1	1	2	15.4	1	0	1	3.7	2	1	3	7.5
Wete	1	4.8	1	0	1	7.7	4	0	4	14.8	5	0	5	12.5
Micheweni	0	0	0	0	0	0	0	0	0	0	0	0	0	0
Chake chake	0	0	0	0	0	0	0	0	0	0	0	0	0	0
Mkoani	1	4.8	0	1	1	7.7	0	1	1	4	0	2	2	5.0
<b>Total</b>	<b>21</b>	<b>100</b>	<b>10</b>	<b>3</b>	<b>13</b>	<b>100</b>	<b>22</b>	<b>5</b>	<b>27</b>	<b>100</b>	<b>32</b>	<b>8</b>	<b>40</b>	<b>100</b>

Source: Police Headquarter Zanzibar

**Table 1.2: Number of Reported Road Accident by District and Type of Victims; March 2020**

District	No. of Accident	Drivers						Passengers						Cyclists						Pedestrian					
		Died			Injured			Died			Injured			Died			Injured			Died			Injured		
		M	F	T	M	F	T	M	F	T	M	F	T	M	F	T	M	F	T	M	F	T	M	F	T
Kaskazini 'A'	0	0	0	0	0	0	0	0	0	0	0	0	0	0	0	0	0	0	0	0	0	0	0	0	0
Kaskazini 'B'	1	0	0	0	0	0	0	1	0	1	0	0	0	0	0	0	0	0	0	0	0	0	0	0	0
Kati	1	0	0	0	0	0	0	0	0	0	0	0	0	1	0	1	0	0	0	0	0	0	0	0	0
Kusini	3	0	0	0	3	0	3	1	0	1	4	2	6	1	0	1	0	0	0	0	0	0	0	0	0
Mjini	5	0	0	0	1	0	1	0	0	0	1	0	1	0	0	0	3	0	3	0	1	1	0	1	1
Magharibi 'A'	6	0	0	0	0	0	0	0	0	0	1	0	1	2	0	2	3	0	3	2	0	2	1	1	2
Magharibi 'B'	3	1	1	2	0	0	0	0	0	0	0	0	0	0	0	0	1	0	1	0	0	0	0	0	0
Wete	1	0	0	0	0	0	0	1	0	1	4	0	4	0	0	0	0	0	0	0	0	0	0	0	0
Micheweni	0	0	0	0	0	0	0	0	0	0	0	0	0	0	0	0	0	0	0	0	0	0	0	0	0
Chake chake	0	0	0	0	0	0	0	0	0	0	0	0	0	0	0	0	0	0	0	0	0	0	0	0	0
Mkoani	1	0	0	0	0	0	0	0	1	1	0	1	1	0	0	0	0	0	0	0	0	0	0	0	0
<b>Total</b>	<b>21</b>	<b>1</b>	<b>1</b>	<b>2</b>	<b>4</b>	<b>0</b>	<b>4</b>	<b>3</b>	<b>1</b>	<b>4</b>	<b>10</b>	<b>3</b>	<b>13</b>	<b>4</b>	<b>0</b>	<b>4</b>	<b>7</b>	<b>0</b>	<b>7</b>	<b>2</b>	<b>1</b>	<b>3</b>	<b>1</b>	<b>2</b>	<b>3</b>

Source: Police Headquarter Zanzibar

**Table 1.3: Statistics of Road Accidents, between March 2019 and 2020**

District	No of accidents		Victims				Drivers				Passengers				Cyclist				Pedestrians				
			Injured		Died		Injured		Died		Injured		Died		Injured		Died		Injured		Died		
	Mar-19	Mar-20	Mar-19	Mar-20	Mar-19	Mar-20	Mar-19	Mar-20	Mar-19	Mar-20	Mar-19	Mar-20	Mar-19	Mar-20	Mar-19	Mar-20	Mar-19	Mar-20	Mar-19	Mar-20	Mar-19	Mar-20	
Kaskazini 'A'	0	0	0	0	0	0	0	0	0	0	0	0	0	0	0	0	0	0	0	0	0	0	0
Kaskazini 'B'	4	1	4	0	4	1	0	0	0	0	3	0	1	1	1	0	2	0	0	0	1	0	0
Kati	2	1	1	0	1	1	0	0	0	0	0	0	1	0	1	0	0	1	0	0	0	0	0
Kusini	1	3	1	9	0	2	0	3	0	0	0	6	0	1	1	0	0	1	0	0	0	0	0
Mjini	8	5	6	6	2	1	4	1	0	0	1	1	0	0	0	3	1	0	1	1	1	1	1
Magharibi 'A'	3	6	1	6	2	4	0	0	0	0	0	1	0	0	0	3	0	2	1	2	2	2	2
Magharibi 'B'	1	3	1	1	1	2	0	0	0	2	0	0	0	0	1	1	1	0	0	0	0	0	0
Wete	0	1	0	4	0	1	0	0	0	0	0	4	0	1	0	0	0	0	0	0	0	0	0
Micheweni	1	0	0	0	1	0	0	0	1	0	0	0	0	0	0	0	0	0	0	0	0	0	0
Chake chake	2	0	0	0	2	0	0	0	0	0	0	0	0	0	0	0	2	0	0	0	0	0	0
Mkoani	0	1	0	1	0	1	0	0	0	0	0	1	0	1	0	0	0	0	0	0	0	0	0
Total	22	21	14	27	13	13	4	4	1	2	4	13	2	4	4	7	6	4	2	3	4	3	3

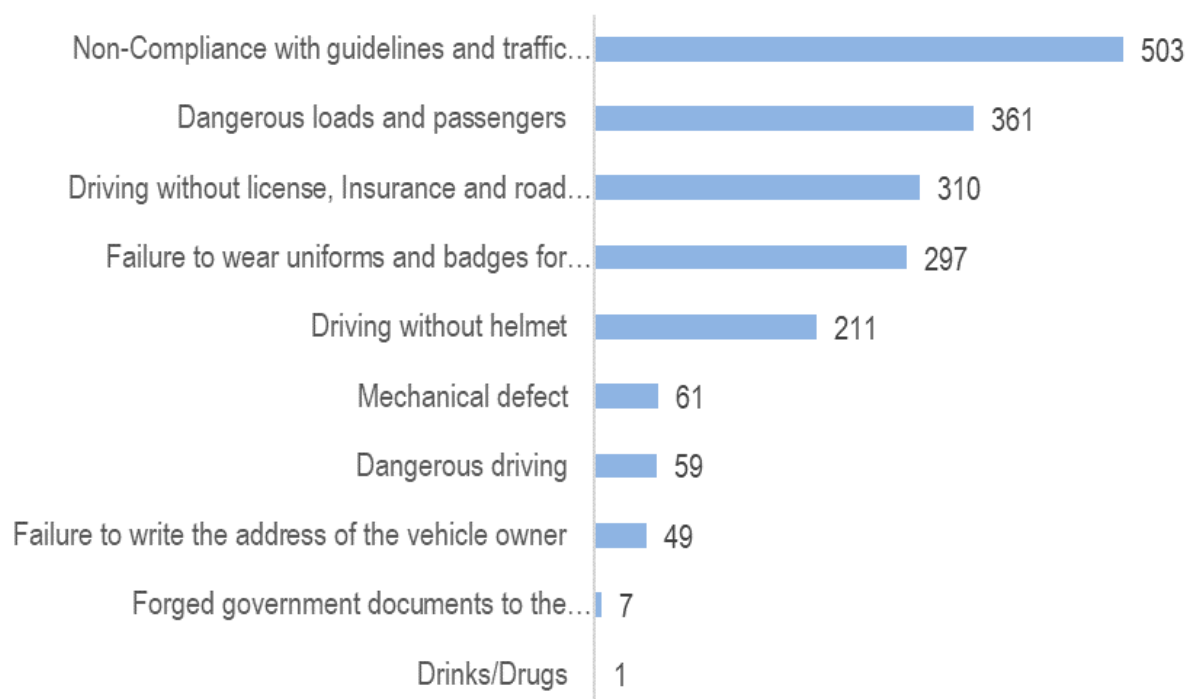
Source: Police Headquarter Zanzibar

**Table 1.4: Statistics of Road Accidents, between February and March, 2020**

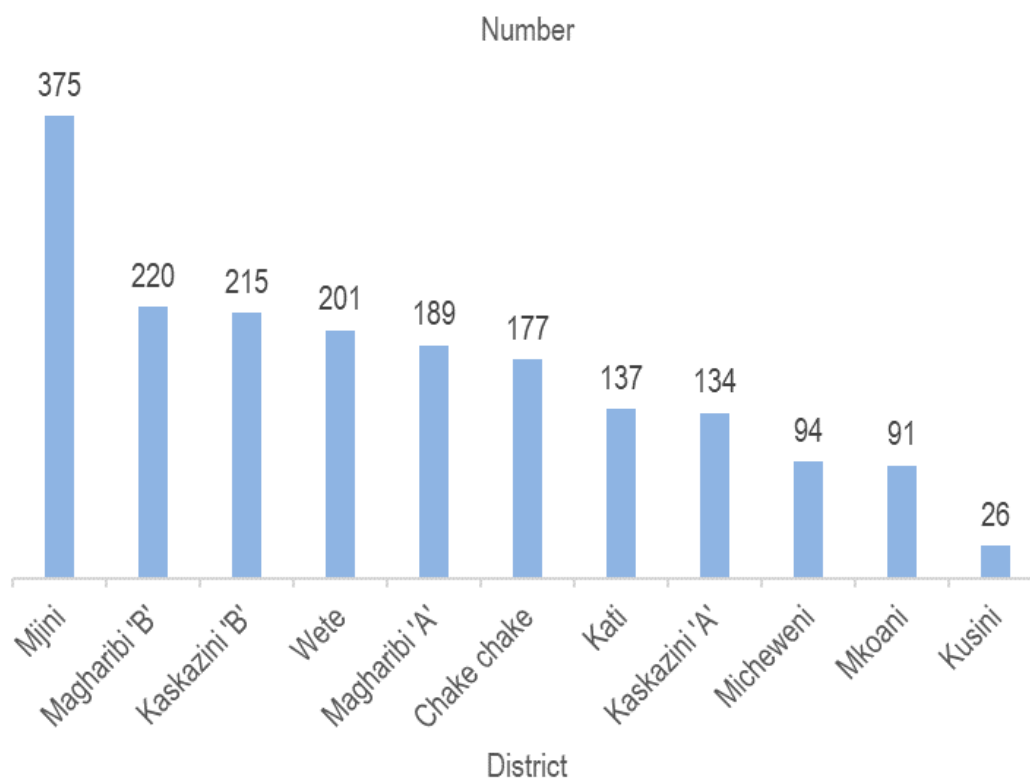
District	No of Accident		Victims				Drivers				Passengers				Cyclists				Pedestrian			
			Injured		Died		Injured		Died		Injured		Died		Injured		Died		Injured		Died	
	Feb	Mar	Feb	Mar	Feb	Mar	Feb	Mar	Feb	Mar	Feb	Mar	Feb	Mar	Feb	Mar	Feb	Mar	Feb	Mar	Feb	Mar
Kaskazini 'A'	4	0	3	0	1	0	0	0	0	0	0	0	1	0	0	0	0	0	3	0	0	0
Kaskazini 'B'	1	1	6	0	1	1	0	0	0	0	6	0	1	1	0	0	0	0	0	0	0	0
Kati	2	1	15	0	1	1	1	0	0	0	14	0	0	0	0	0	1	1	0	0	0	0
Kusini	2	3	3	9	2	2	0	3	1	0	3	6	1	1	0	0	0	1	0	0	0	0
Mjini	11	5	13	6	1	1	0	1	0	0	2	1	0	0	6	3	1	0	5	1	0	1
Magharibi 'A'	11	6	7	6	5	4	0	0	0	0	0	1	0	0	5	3	3	2	2	2	2	2
Magharibi 'B'	6	3	3	1	3	2	0	0	0	2	0	0	0	0	3	1	1	0	0	0	2	0
Wete	4	1	6	4	2	1	0	0	0	0	3	4	0	1	3	0	2	0	0	0	0	0
Micheweni	0	0	0	0	0	0	0	0	0	0	0	0	0	0	0	0	0	0	0	0	0	0
Chake Chake	2	0	0	0	3	0	0	0	0	0	0	0	3	0	0	0	0	0	0	0	0	0
Mkoani	1	1	0	1	1	1	0	0	0	0	0	1	0	1	0	0	1	0	0	0	0	0
<b>Total</b>	<b>44</b>	<b>21</b>	<b>56</b>	<b>27</b>	<b>20</b>	<b>13</b>	<b>1</b>	<b>4</b>	<b>1</b>	<b>2</b>	<b>28</b>	<b>13</b>	<b>6</b>	<b>4</b>	<b>17</b>	<b>7</b>	<b>9</b>	<b>4</b>	<b>10</b>	<b>3</b>	<b>4</b>	<b>3</b>

Source: Police Headquarter Zanzibar

**Figure 2.1: Number of Offences by Type, March 2020**



**Figure 2.2: Number of Offences by Districts, March 2020**





**Table 2.1: Reported Traffic Offences by District and Sex, March, 2020**

District	Drinks/Drugs			Dangerous driving			Mechanical defect			Driving without helmet			Driving without license, Insurance and road license		
	Male	Female	Total	Male	Female	Total	Male	Female	Total	Male	Female	Total	Male	Female	Total
Kaskazini 'A'	0	0	0	6	0	6	2	0	2	2	0	2	26	0	26
Kaskazini 'B'	0	0	0	8	0	8	20	0	20	10	0	10	9	0	9
Kati	0	0	0	9	0	9	30	0	30	6	0	6	13	0	13
Kusini	0	0	0	0	0	0	0	0	0	3	0	3	4	0	4
Mjini	0	0	0	0	0	0	0	0	0	67	0	67	54	0	54]
Magharibi 'A'	0	0	0	0	0	0	0	0	0	21	0	21	43	0	43
Magharibi 'B'	0	0	0	2	0	2	7	0	7	68	0	68	34	0	34
Wete	1	0	1	33	0	33	2	0	2	12	0	12	62	0	62
Micheweni	0	0	0	0	0	0	0	0	0	6	0	6	15	0	15
Chake chake	0	0	0	0	0	0	0	0	0	10	0	10	22	0	22
Mkoani	0	0	0	1	0	1	0	0	0	6	0	6	28	0	28
<b>Total</b>	<b>1</b>	<b>0</b>	<b>1</b>	<b>59</b>	<b>0</b>	<b>59</b>	<b>61</b>	<b>0</b>	<b>61</b>	<b>211</b>	<b>0</b>	<b>211</b>	<b>310</b>	<b>0</b>	<b>310</b>

Source: Police Headquarter Zanzibar

Cont..... Table 2.1: Reported Traffic Offences by District and Sex, March, 2020

District	Dangerous loads and passengers			Failure to write the address of the vehicle owner			Forged government documents to the passenger car			Failure to wear uniforms and badges for conductor and driver at passenger car			Non-Compliance with guidelines and traffic regulations			Total		
	Male	Female	Total	Male	Female	Total	Male	Female	Total	Male	Female	Total	Male	Female	Total	Male	Female	Total
Kaskazini 'A'	26	0	26	0	0	0	0	0	0	5	0	5	67	0	67	134	0	134
Kaskazini 'B'	60	0	60	0	0	0	0	0	0	17	0	17	91	0	91	215	0	215
Kati	36	0	36	9	0	9	0	0	0	21	0	21	13	0	13	137	0	137
Kusini	8	0	8	3	0	3	0	0	0	4	0	4	4	0	4	26	0	26
Mjini	36	0	36	0	0	0	0	0	0	101	0	101	117	0	117	375	0	375
Magharibi 'A'	37	0	37	1	0	1	0	0	0	22	0	22	65	0	65	189	0	189
Magharibi 'B'	27	0	27	30	0	30	0	0	0	39	0	39	13	0	13	220	0	220
Wete	42	0	42	6	0	6	0	0	0	18	0	18	25	0	25	201	0	201
Micheweni	19	0	19	0	0	0	7	0	7	2	0	2	45	0	45	94	0	94
Chake chake	52	0	52	0	0	0	0	0	0	56	0	56	37	0	37	177	0	177
Mkoani	18	0	18	0	0	0	0	0	0	12	0	12	26	0	26	91	0	91
<b>Total</b>	<b>361</b>	<b>0</b>	<b>361</b>	<b>49</b>	<b>0</b>	<b>49</b>	<b>7</b>	<b>0</b>	<b>7</b>	<b>297</b>	<b>0</b>	<b>297</b>	<b>503</b>	<b>0</b>	<b>503</b>	<b>1859</b>	<b>0</b>	<b>1859</b>

Source: Police Headquarter Zanzibar

**Table 2.2: Statistics of Traffic Offences, between March 2019 and 2020**

District	Drinks/Drugs		Dangerous driving		Mechanical defect		Driving without helmet		Driving without license, Insurance and road license		Dangerous loads and passengers		Failure to write the address of the vehicle owner		Forged government documents to the passenger car		Failure to wear uniforms and badges for conductor and driver at passenger car		Non-Compliance with guidelines and traffic regulations		Total	
	Mar-19	Mar-20	Mar-19	Mar-20	Mar-19	Mar-20	Mar-19	Mar-20	Mar-19	Mar-20	Mar-19	Mar-20	Mar-19	Mar-20	Mar-19	Mar-20	Mar-19	Mar-20	Mar-19	Mar-20	Mar-19	Mar-20
Kaskazini 'A'	0	0	6	6	4	2	2	2	20	26	60	26	0	0	0	0	14	5	24	67	130	134
Kaskazini 'B'	0	0	18	8	16	20	8	10	37	9	56	60	8	0	0	0	11	17	45	91	199	215
Kati	0	0	13	9	63	30	10	6	29	13	53	36	4	9	0	0	22	21	127	13	211	137
Kusini	0	0	0	0	5	0	4	3	5	4	30	8	0	3	0	0	8	4	10	4	62	26
Mjini	0	0	0	0	0	0	42	67	62	54	59	36	0	0	0	0	84	101	96	117	343	375
Magharibi 'A'	0	0	0	0	0	0	24	21	44	43	60	37	0	1	0	0	31	22	42	65	201	189
Magharibi 'B'	0	0	0	2	0	7	105	68	80	34	39	27	0	30	0	0	92	39	114	13	430	220
Wete	0	1	40	33	1	2	5	12	18	62	24	42	14	6	0	0	32	18	16	25	150	201
Micheweni	0	0	1	0	3	0	9	6	22	15	21	19	0	0	0	7	4	2	8	45	68	94
Chake chake	0	0	2	0	33	0	39	10	0	22	37	52	0	0	0	0	33	56	14	37	158	177
Mkoani	0	0	0	1	0	0	5	6	21	28	57	18	0	0	0	0	0	12	71	26	154	91
<b>Total</b>	<b>0</b>	<b>1</b>	<b>80</b>	<b>59</b>	<b>125</b>	<b>61</b>	<b>253</b>	<b>211</b>	<b>338</b>	<b>310</b>	<b>496</b>	<b>361</b>	<b>26</b>	<b>49</b>	<b>0</b>	<b>7</b>	<b>331</b>	<b>297</b>	<b>567</b>	<b>503</b>	<b>2,106</b>	<b>1,859</b>

Source: Police Headquarter Zanzibar

**Table 2.3: Statistics of Traffic Offences between, February and March, 2020**

District	Drinks/Drugs		Dangerous driving		Mechanical defect		Driving without helmet		Driving without license, Insurance and road license		Dangerous loads and passengers		Failure to write the address of the vehicle owner		Forged government documents to the passenger car		Failure to wear uniforms and badges for conductor and driver at passenger car		Non-Compliance with guidelines and traffic regulations		Total	
	Feb	Mar	Feb	Mar	Feb	Mar	Feb	Mar	Feb	Mar	Feb	Mar	Feb	Mar	Feb	Mar	Feb	Mar	Feb	Mar	Feb	Mar
Kaskazini 'A'	0	0	7	6	8	2	4	2	32	26	33	26	1	0	0	0	9	5	67	67	161	134
Kaskazini 'B'	0	0	10	8	8	20	15	10	12	9	68	60	0	0	0	0	0	17	54	91	167	215
Kati	0	0	32	9	43	30	14	6	23	13	87	36	19	9	0	0	33	21	13	13	264	137
Kusini	0	0	0	0	0	0	6	3	7	4	20	8	0	3	0	0	13	4	0	4	46	26
Mjini	0	0	0	0	3	0	17	67	67	54	59	36	2	0	0	0	65	101	123	117	336	375
Magharibi 'A'	0	0	0	0	0	0	29	21	22	43	48	37	0	1	0	0	27	22	50	65	176	189
Magharibi 'B'	0	0	6	2	0	7	49	68	55	34	62	27	59	30	54	0	0	39	62	13	347	220
Wete	0	1	14	33	2	2	14	12	30	62	42	42	3	6	0	0	5	18	23	25	133	201
Micheweni	0	0	0	0	0	0	4	6	9	15	29	19	0	0	0	7	3	2	29	45	74	94
Chake chake	0	0	12	0	0	0	37	10	106	22	0	52	0	0	63	0	63	56	70	37	351	117
Mkoani	0	0	2	1	0	0	3	6	17	28	50	18	0	0	0	0	7	12	22	26	101	91
<b>Total</b>	<b>0</b>	<b>1</b>	<b>83</b>	<b>59</b>	<b>64</b>	<b>61</b>	<b>192</b>	<b>211</b>	<b>380</b>	<b>310</b>	<b>498</b>	<b>361</b>	<b>84</b>	<b>49</b>	<b>117</b>	<b>7</b>	<b>225</b>	<b>297</b>	<b>513</b>	<b>503</b>	<b>2,156</b>	<b>1,799</b>

Source: Police Headquarter Zanzibar

## **Explanatory Note**

A road accident refers to any accident involving at least one road vehicle, occurring on a road open to public circulation, and in which at least one person is injured or killed. According to Penal Act no. 6/2004 Act to repeal the Penal Decree, chapter 13 of the law of Zanzibar limitation as time to death is defined, as Killed persons are accident victims who die immediately or within one year and one day (366) following the accident.

Injured persons are accident victims having suffered trauma requiring medical treatment with or without hospitalization.

Roads are primary mean of transportation. These provide human access to different places. Many people's use road for different means of transport. Some of them use vehicle, bicycle and others walk.

An offence is a crime that breaks a particular law and requires a particular punishment. Road accidents are caused by various human offenses. Many mistakes that make his appearance seem to be minor but his impact becomes great. As a result, people getting disabilities or dying

**For more clarifications, please contact:**

*Police Headquarters Zanzibar  
P.O.BOX, 237, PHQ, Zanzibar  
Email:cidphqznz@gmail.com*

*Office of the Chief Government Statistician  
P.O. BOX, 2321, Zanzibar  
Email: zanstat@ocgs.go.tz*