

STATISTICAL RELEASE ZANZIBAR ROAD ACCIDENTS AND OFFENCES STATISTICS FOR JUNE-2020

No: 6



Office of Chief Government Statistician

P.O. Box 2321, Zanzibar
Telephone +255242231869
Email: zanstat@ocgs.go.tz
Website: <http://www.ocgs.go.tz>



Police Headquarter Zanzibar

P.O.Box 237, PHQ Zanzibar
Fax No: 0242231367
Email: cidhqznz@gmail.com

Introduction

This is a monthly release, which provides summary of statistics from two crime statistics areas namely road accidents and traffic offences. These statistics are released by geographical disaggregation, category and differentiated by gender

Road accidents statistics provide information on number of accidents occurred, type of victim and status of the victim after the accident. While, traffic offences statistics provide information about the road traffic offenses classified into ten broad categories.

Objective

The main objective of the release is to provide timely road accidents and traffic offences information in Zanzibar. This information is useful for planners, policy makers and decision makers.

1. Road Accidents

A total of 21 accidents were reported in June, 2020 that involved 31 all victims of whom 29 were males and two (2) was female were reported. Among the victims, 11 were injured and 20 were died.

Kati and Magharibi A district were reported the highest number of accidents (five (5) accidents for each district), followed by Kaskazini 'B' district (three (3) accidents). Micheweni district reported the highest number of nine (9) victims, which is equivalent to more than one quarter of the total victims (29.0 percent) (Table 1.1).

Among the victims of the road accidents (died/injured), most of them were cyclist (18 victims), followed by Passengers (eight (8) victims), pedestrian (three (4) victims) and drivers (one (1) victims) (Table 1.2).

The total number of accidents reported in June, 2020 decreased to 21 in June, 2020 from 30 accidents reported in June, 2019 which indicates a decrease of 30 percent while the number

of victims decreased by 34.0 percent from 47 in June, 2019 to 31 in June, 2020. Comparing with preceding month, the number of accidents decreased from 30 accidents reported in May, 2020 to 21 reported in June, 2020 (Table 1.3 and Table 1.4).

2. Traffic Offences

A total of 1,733 traffic offences were reported in June, 2020, of which 1,732 offences were committed for males and one (1) committed for female. ‘Non-compliance with guidelines and traffic regulations’ (405 offences) followed by ‘driving without license, insurance and road license’ (333 offences), ‘dangerous loads and passengers’ (323 offences) and ‘failure to wear uniforms and badges for conductor and driver at passenger car’ (291 offences). The listed four offences accounted for 78 percent of all offences (Table 2.1).

Mjini district committed the highest number of offences (297 offences) which is equivalent 17.1 percent of all offences, while Kusini reported the least number of 27 offences (1.6 percent). The districts of Mjini Magharibi shared 44.3 percent of all offences suggesting that the region continues to be the center of road offences. Mjini district was more likely to commit offences of ‘non-compliance with guidelines and traffic regulations’ (120 offences), and ‘failure to wear uniforms and badges for conductor and driver at passenger car’ (68 offences). Magharibi B district was most likely to commit offences of ‘driving without helmet’ (81 offences), and ‘failure to wear uniforms and badges for conductor and driver at passenger car’ (73 offences). Kaskazini B district was more likely to commit offences of ‘dangerous loads and passengers’ (37 offences) and ‘non-compliance with guidelines and traffic regulations’ (50 offences). Wete district was more likely to commit offences of ‘driving without license, insurance and road license (44 offences) and ‘dangerous driving’ (40 offences) and Chake Chake districts was more likely to commit offences of, ‘non-compliance with guidelines and traffic regulations’ (64 offences) and ‘failure to wear uniforms and badges for conductor and driver at passenger car’ (48 offences). All districts in Mjini Magharibi region committed more offences on ‘failure to wear uniforms and badges for conductor and driver at passenger car’, ‘non-compliance with guidelines and traffic regulations’, ‘driving without license, insurance and road license’, ‘driving without helmet’ and ‘dangerous loads and passengers’ (Table 2.1 and 2.2).

A total number of offences reported in June, 2020 decreased to 1,733 offences in June, 2020 from 1,865 offences in June, 2019 which indicates a decreasing of 7.1 percent. Compared with previous month, the number offences reported June in 2020 increased to 1,733 offences from 1,393 offences reported May, 2020 which indicates increasing of 24.4 percent (Table 2.2)

Figure 1.1: Number of Accident and Victims by District, June 2020

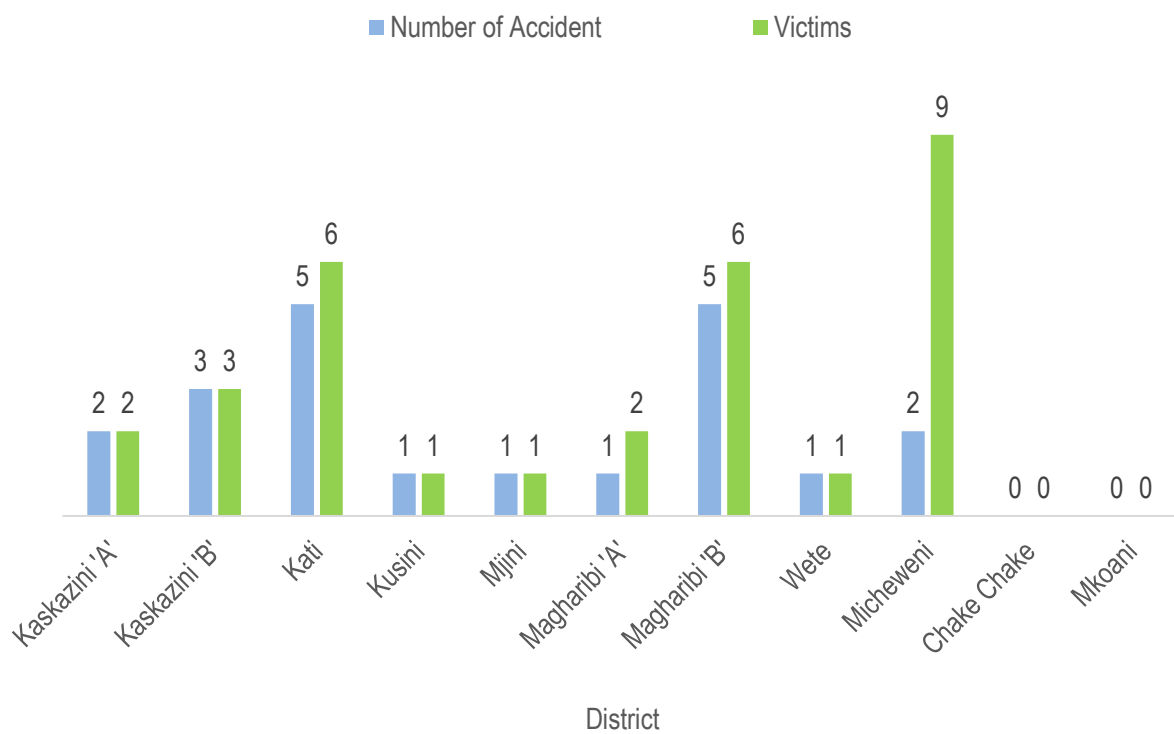


Figure 1.2: Number of Victim of Accidents, June 2020

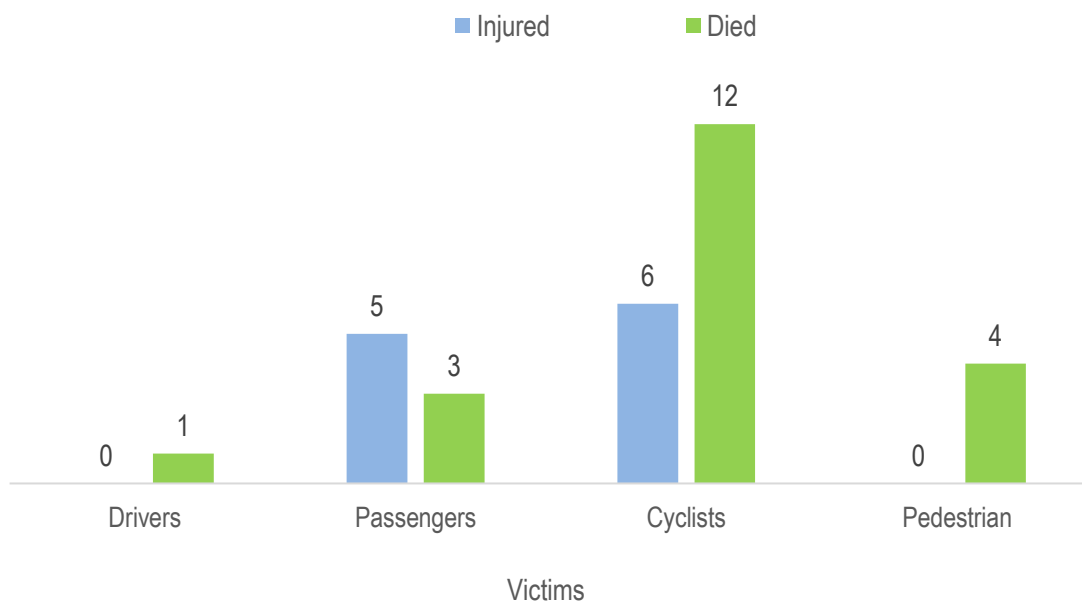


Table 1.1: Number of Reported Victims of Road Accidents by District and Sex; June, 2020

District	No of Accident		Died				Injured				Total			
	Number	Percent	Male	Female	Total	Percent	Male	Female	Total	Percent	Male	Female	Total	Percent
Kaskazini 'A'	2	9.5	1	0	1	5.0	1	0	1	9	2	0	2	6.5
Kaskazini 'B'	3	14.3	1	0	1	5.0	2	0	2	18	3	0	3	10.0
Kati	5	23.8	6	0	6	30.0	0	0	0	0	6	0	6	19.0
Kusini	1	4.8	1	0	1	5.0	0	0	0	0	1	0	1	3.2
Mjini	1	4.8	1	0	1	5.0	0	0	0	0	1	0	1	3.2
Magharibi 'A'	1	4.8	0	1	1	5.0	0	1	1	9	0	2	2	6.5
Magharibi 'B'	5	23.8	5	0	5	25.0	1	0	1	9	6	0	6	19.0
Wete	1	4.8	1	0	1	5.0	0	0	0	0	1	0	1	3.2
Micheweni	2	9.5	3	0	3	15.0	6	0	6	55	9	0	9	29.0
Chake chake	0	0	0	0	0	0	0	0	0	0	0	0	0	0
Mkoani	0	0	0	0	0	0	0	0	0	0	0	0	0	0
Total	21	100	19	1	20	100	10	1	11	100	29	2	31	100

Source: Police Headquarter Zanzibar

Table 1.2: Number of Reported Road Accident by District and Type of Victims; June 2020

District	No. of Accident	Drivers						Passengers						Cyclists						Pedestrian					
		Died			Injured			Died			Injured			Died			Injured			Died			Injured		
		M	F	T	M	F	T	M	F	T	M	F	T	M	F	T	M	F	T	M	F	T	M	F	T
Kaskazini 'A'	2	0	0	0	0	0	0	0	0	0	1	0	1	1	0	1	0	0	0	0	0	0	0	0	0
Kaskazini 'B'	3	0	0	0	0	0	0	0	0	0	0	0	0	1	0	1	2	0	2	0	0	0	0	0	0
Kati	5	1	0	1	0	0	0	2	0	2	0	0	0	3	0	3	0	0	0	0	0	0	0	0	0
Kusini	1	0	0	0	0	0	0	0	0	0	0	0	0	1	0	1	0	0	0	0	0	0	0	0	0
Mjini	1	0	0	0	0	0	0	0	0	0	0	0	0	0	0	0	0	0	0	1	0	1	0	0	0
Magharibi 'A'	1	0	0	0	0	0	0	0	0	0	0	0	0	0	0	0	0	1	1	0	1	1	0	0	0
Magharibi 'B'	5	0	0	0	0	0	0	0	0	0	0	0	0	3	0	3	1	0	1	2	0	2	0	0	0
Wete	1	0	0	0	0	0	0	0	0	0	0	0	0	1	0	1	0	0	0	0	0	0	0	0	0
Micheweni	2	0	0	0	0	0	0	1	0	1	4	0	4	2	0	2	2	0	2	0	0	0	0	0	0
Chake chake	0	0	0	0	0	0	0	0	0	0	0	0	0	0	0	0	0	0	0	0	0	0	0	0	0
Mkoani	0	0	0	0	0	0	0	0	0	0	0	0	0	0	0	0	0	0	0	0	0	0	0	0	0
Total	21	1	0	1	0	0	0	3	0	3	5	0	5	12	0	12	5	1	6	3	1	4	0	0	0

Source: Police Headquarter Zanzibar

Table 1.3: Statistics of Road Accidents by District, between June 2019 and 2020

District	No of accidents		Victims				Drivers				Passengers				Cyclist				Pedestrians				
			Injured		Died		Injured		Died		Injured		Died		Injured		Died		Injured		Died		
	Jun-19	Jun-20	Jun-19	Jun-20	Jun-19	Jun-20	Jun-19	Jun-20	Jun-19	Jun-20	Jun-19	Jun-20	Jun-19	Jun-20	Jun-19	Jun-20	Jun-19	Jun-20	Jun-19	Jun-20	Jun-19	Jun-20	
Kaskazini 'A'	1	2	0	1	1	1	0	0	0	0	0	1	1	0	0	0	0	0	1	0	0	0	0
Kaskazini 'B'	0	3	0	2	0	1	0	0	0	0	0	0	0	0	0	2	0	1	0	0	0	0	
Kati	3	5	7	0	1	6	0	0	1	1	1	0	0	2	2	0	0	3	4	0	0	0	
Kusini	0	1	0	0	0	1	0	0	0	0	0	0	0	0	0	0	1	0	0	0	0	0	
Mjini	7	1	13	0	2	1	0	0	0	0	11	0	0	0	2	0	2	0	0	0	0	1	
Magharibi 'A'	8	1	3	1	4	1	0	0	0	0	0	0	0	0	2	1	2	0	1	0	2	1	
Magharibi 'B'	8	5	10	1	1	5	0	0	0	0	3	0	0	0	7	1	0	3	0	0	1	2	
Wete	1	1	1	0	0	1	0	0	0	0	0	0	0	0	0	0	0	1	1	0	0	0	
Micheweni	0	2	0	6	0	3	0	0	0	0	0	4	0	1	0	2	0	2	0	0	0	0	
Chake chake	1	0	3	0	0	0	2	0	0	0	1	0	0	0	0	0	0	0	0	0	0	0	
Mkoani	1	0	0	0	1	0	0	0	0	0	0	0	1	0	0	0	0	0	0	0	0	0	
Total	30	21	37	11	10	20	2	0	1	1	16	5	2	3	13	6	4	12	6	0	3	4	

Source: Police Headquarter Zanzibar

Table 1.4: Statistics of Road Accidents, between May and June, 2020

District	No of Accident		Victims				Drivers				Passengers				Cyclists				Pedestrian			
			Injured		Died		Injured		Died		Injured		Died		Injured		Died		Injured		Died	
	May	June	May	June	May	June	May	June	May	June	May	June	May	June	May	June	May	June	May	June	May	June
Kaskazini 'A'	2	2	0	1	2	1	0	0	0	0	0	1	1	0	0	0	1	0	0	1	0	0
Kaskazini 'B'	3	3	1	2	2	1	0	0	0	0	0	0	0	0	1	2	2	1	0	0	0	0
Kati	0	5	0	0	0	6	0	0	0	1	0	0	0	2	0	0	0	3	0	0	0	0
Kusini	1	1	1	0	0	1	0	0	0	0	0	0	0	0	1	0	0	1	0	0	0	0
Mjini	2	1	2	0	0	1	0	0	0	0	1	0	0	0	1	0	0	0	0	0	0	1
Magharibi 'A'	11	1	7	1	6	1	0	0	0	0	1	0	0	0	3	1	6	0	3	0	0	1
Magharibi 'B'	2	5	0	1	1	5	0	0	0	0	0	0	1	0	0	1	0	3	0	0	0	2
Wete	2	1	2	0	0	1	0	0	0	0	0	0	0	0	0	0	0	1	2	0	0	0
Micheweni	2	2	5	6	1	3	0	0	0	0	4	4	0	1	0	2	0	2	1	0	1	0
Chake Chake	4	0	5	0	0	0	2	0	0	0	1	0	0	0	1	0	0	0	1	0	0	0
Mkoani	1	0	0	0	1	0	0	0	0	0	0	0	0	0	0	0	1	0	0	0	0	0
Total	30	21	23	11	13	20	2	0	0	1	7	5	2	3	7	6	9	12	7	0	2	4

Source: Police Headquarter Zanzibar

Table 1.5: Number of Source /cause of road accident by District, Juni 2020

District	Source /cause of road accident	
	Driving car/ motor vehicle by high speed	Driver's negligence/carelessness
Kaskazini A	2	0
Kaskazini B	3	0
Kati	5	0
Kusini	1	0
Mjini	1	0
Magharibi A	1	0
Magharibi B	5	0
Wete	1	0
Micheweni	2	0
Total	21	0

Source: Police Headquarter Zanzibar

Table1.6: Road Accidents as per the Time of Occurrence, June 2020

Time (24 hrs)	Number of Accidents
06:01 - 09:00 hrs	0
09:01 - 12:00 hrs	3
12:01 - 15:00 hrs	9
15:01 - 18:00 hrs	2
18:01 - 21:00 hrs	4
21:01 - 00:00 hrs	2
00:01 - 03:00 hrs	1
03:01 - 06:00 hrs	0
Total	21

Source: Police Headquarter Zanzibar

Figure 2.1: Number of Offences by Type, June 2020

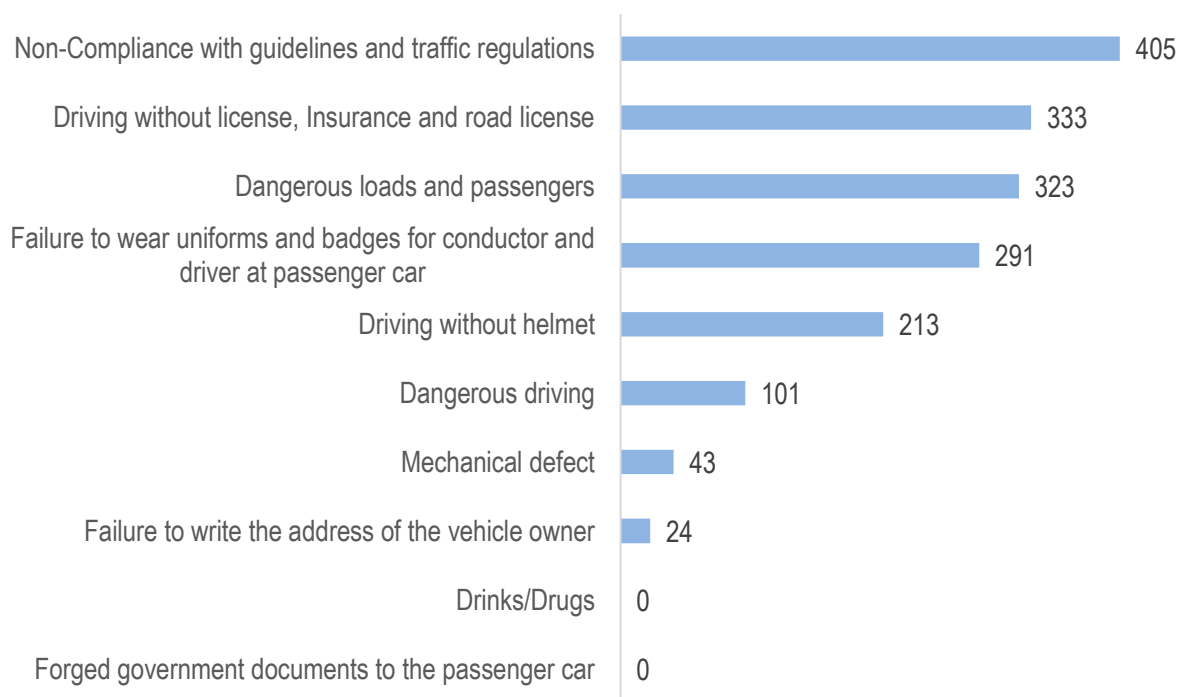


Figure 2.2: Number of Offences by Districts, June 2020

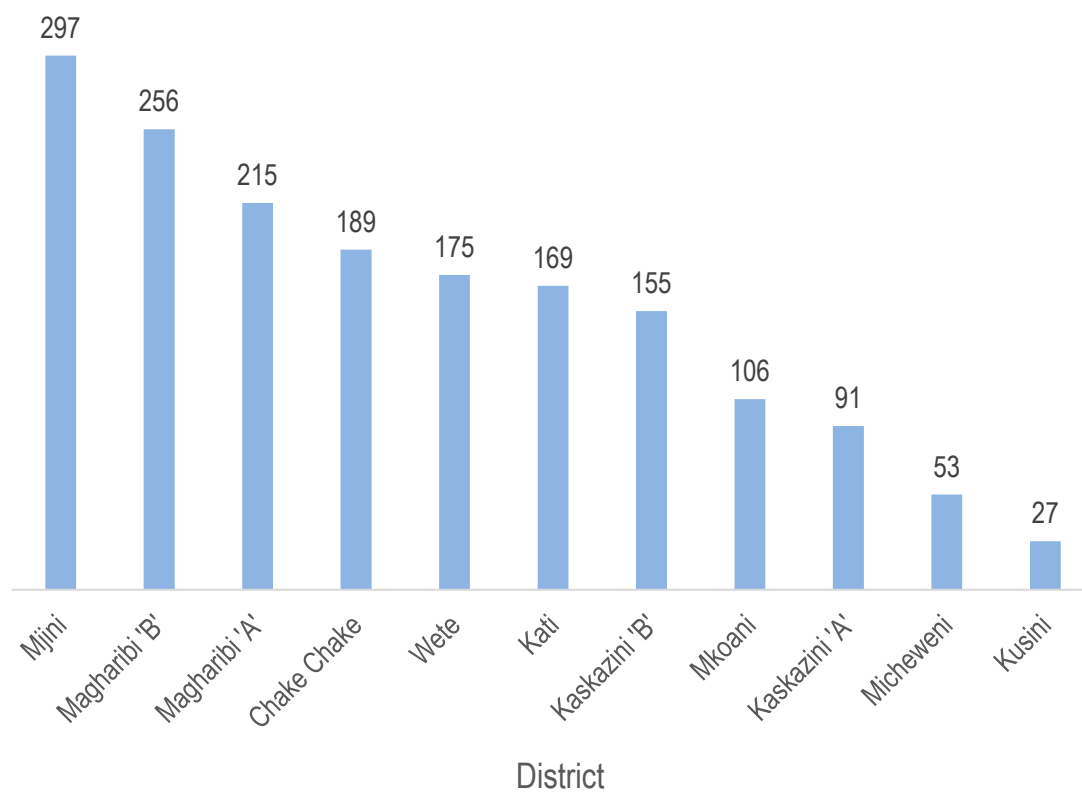


Table 2.1: Reported Traffic Offences by District and Sex, June 2020

District	Drinks/Drugs			Dangerous driving			Mechanical defect			Driving without helmet			Driving without license, Insurance and road license		
	Male	Female	Total	Male	Female	Total	Male	Female	Total	Male	Female	Total	Male	Female	Total
Kaskazini 'A'	0	0	0	6	0	6	1	0	1	1	0	1	16	0	16
Kaskazini 'B'	0	0	0	20	0	20	8	0	8	15	0	15	12	0	12
Kati	0	0	0	8	0	8	18	0	18	7	0	7	51	0	51
Kusini	0	0	0	0	0	0	1	0	1	0	0	0	6	0	6
Mjini	0	0	0	0	0	0	0	0	0	35	0	35	40	0	40
Magharibi 'A'	0	0	0	5	0	5	3	0	3	39	0	39	48	0	48
Magharibi 'B'	0	0	0	16	0	16	8	0	8	81	0	81	47	0	47
Wete	0	0	0	40	0	40	4	0	4	5	0	5	44	0	44
Micheweni	0	0	0	6	0	6	0	0	0	6	0	6	25	0	25
Chake chake	0	0	0	0	0	0	0	0	0	16	0	16	29	0	29
Mkoani	0	0	0	0	0	0	0	0	0	8	0	8	15	0	15
Total	0	0	0	101	0	101	43	0	43	213	0	213	333	0	333

Source: Police Headquarter Zanzibar

Cont..... Table 2.1: Reported Traffic Offences by District and Sex, June 2020

District	Dangerous loads and passengers			Failure to write the address of the vehicle owner			Forged government documents to the passenger car			Failure to wear uniforms and badges for conductor and driver at passenger car			Non-Compliance with guidelines and traffic regulations			Total		
	Male	Female	Total	Male	Female	Total	Male	Female	Total	Male	Female	Total	Male	Female	Total	Male	Female	Total
Kaskazini 'A'	16	0	16	1	0	1	0	0	0	6	0	6	44	0	44	91	0	91
Kaskazini 'B'	37	0	37	3	0	3	0	0	0	10	0	10	50	0	50	155	0	155
Kati	49	0	49	9	0	9	0	0	0	21	0	21	6	0	6	169	0	169
Kusini	13	0	13	0	0	0	0	0	0	4	0	4	3	0	3	27	0	27
Mjini	34	0	34	0	0	0	0	0	0	68	0	68	120	0	120	297	0	297
Magharibi 'A'	42	0	42	0	0	0	0	0	0	27	0	27	50	1	51	214	1	215
Magharibi 'B'	18	0	18	8	0	8	0	0	0	73	0	73	5	0	5	256	0	256
Wete	30	0	30	3	0	3	0	0	0	19	0	19	30	0	30	175	0	175
Micheweni	12	0	12	0	0	0	0	0	0	3	0	3	1	0	1	53	0	53
Chake chake	32	0	32	0	0	0	0	0	0	48	0	48	64	0	64	189	0	189
Mkoani	40	0	40	0	0	0	0	0	0	12	0	12	31	0	31	106	0	106
Total	323	0	323	24	0	24	0	0	0	291	0	291	404	1	405	1,732	1	1,733

Source: Police Headquarter Zanzibar

Table 2.2: Statistics of Traffic Offences, between June 2019 and 2020

District	Drinks/Drugs		Dangerous driving		Mechanical defect		Driving without helmet		Driving without license, Insurance and road license		Dangerous loads and passengers		Failure to write the address of the vehicle owner		Forged government documents to the passenger car		Failure to wear uniforms and badges for conductor and driver at passenger car		Non-Compliance with guidelines and traffic regulations		Total	
	Jun-19	Jun-20	Jun-19	Jun-20	Jun-19	Jun-20	Jun-19	Jun-20	Jun-19	Jun-20	Jun-19	Jun-20	Jun-19	Jun-20	Jun-19	Jun-20	Jun-19	Jun-20	Jun-19	Jun-20	Jun-19	Jun-20
Kaskazini 'A'	0	0	4	6	2	1	2	1	15	16	49	16	0	1	0	0	3	6	37	44	112	91
Kaskazini 'B'	0	0	0	20	4	8	5	15	30	12	64	37	1	3	0	0	17	10	61	50	182	155
Kati	0	0	37	8	78	18	11	7	23	51	76	49	9	9	0	0	15	21	9	6	258	169
Kusini	9	0	7	0	3	1	18	0	0	6	0	13	0	0	0	0	5	4	42	3	84	27
Mjini	0	0	0	0	0	0	40	35	62	40	71	34	0	0	0	0	64	68	94	120	331	297
Magharibi 'A'	0	0	0	5	0	3	37	39	48	48	33	42	0	0	0	0	55	27	54	51	227	215
Magharibi 'B'	0	0	0	16	0	8	35	81	77	47	76	18	30	8	0	0	39	73	75	5	332	256
Wete	0	0	17	40	15	4	10	5	32	44	37	30	5	3	0	0	16	19	33	30	165	175
Micheweni	0	0	0	6	1	0	0	6	7	25	11	12	0	0	0	0	0	3	6	1	25	53
Chake chake	1	0	0	0	0	0	10	16	8	29	32	32	0	0	0	0	5	48	9	64	65	189
Mkoani	0	0	5	0	0	0	0	8	8	15	43	40	0	0	0	0	12	12	16	31	84	106
Total	10	0	70	101	103	43	168	213	310	333	492	323	45	24	0	0	231	291	436	405	1,865	1,733

Source: Police Headquarter Zanzibar

Table 2.3: Statistics of Traffic Offences between, May and June, 2020

District	Drinks/Drugs		Dangerous driving		Mechanical defect		Driving without helmet		Driving without license, Insurance and road license		Dangerous loads and passengers		Failure to write the address of the vehicle owner		Forged government documents to the passenger car		Failure to wear uniforms and badges for conductor and driver at passenger car		Non-Compliance with guidelines and traffic regulations		Total	
	May	June	May	June	May	June	May	June	May	June	May	June	May	June	May	June	May	June	May	June	May	June
Kaskazini 'A'	0	0	3	6	3	1	2	1	14	16	7	16	0	1	0	0	3	6	36	44	68	91
Kaskazini 'B'	0	0	2	20	7	8	3	15	8	12	39	37	0	3	0	0	6	10	30	50	95	155
Kati	0	0	5	8	6	18	17	7	7	51	10	49	0	9	0	0	6	21	4	6	55	169
Kusini	0	0	0	0	0	1	4	0	0	6	0	13	0	0	0	0	9	4	2	3	15	27
Mjini	0	0	0	0	0	0	31	35	37	40	25	34	0	0	0	0	101	68	109	120	303	297
Magharibi 'A'	0	0	2	5	25	3	15	39	48	48	9	42	1	0	0	0	39	27	29	51	168	215
Magharibi 'B'	0	0	7	16	34	8	31	81	124	47	34	18	7	8	0	0	34	73	70	5	341	256
Wete	0	0	19	40	1	4	7	5	32	44	8	30	0	3	0	0	13	19	23	30	103	175
Micheweni	0	0	19	6	0	0	3	6	37	25	7	12	0	0	0	0	2	3	10	1	78	53
Chake chake	0	0	0	0	0	0	14	16	21	29	6	32	0	0	0	0	32	48	24	64	97	189
Mkoani	0	0	0	0	0	0	4	8	16	15	22	40	0	0	0	0	13	12	15	31	70	106
Total	0	0	57	101	76	43	131	213	344	333	167	323	8	24	0	0	258	291	352	405	1,393	1,733

Source: Police Headquarter Zanzibar

Explanatory Note

A road accident refers to any accident involving at least one road vehicle, occurring on a road open to public circulation, and in which at least one person is injured or killed. According to Penal Act no. 6/2004 Act to repeal the Penal Decree, chapter 13 of the law of Zanzibar limitation as time to death is defined, as Killed persons are accident victims who die immediately or within one year and one day (366) following the accident. Injured persons are accident victims having suffered trauma requiring medical treatment with or without hospitalization.

Roads are primary mean of transportation. These provide human access to different places. Many people's use road for different means of transport. Some of them use vehicle, bicycle and others walk.

An offence is a crime that breaks a particular law and requires a particular punishment. Road accidents are caused by various human offenses.

Many mistakes that make his appearance seem to be minor but his impact becomes great. As a result, people getting disabilities or dying

For more clarifications, please contact:

*Police Headquarters Zanzibar
P.O.BOX, 237, PHQ, Zanzibar
Email:cidphqznz@gmail.com*

*Office of the Chief Government Statistician
P.O. BOX, 2321, Zanzibar
Email: zanstat@ocgs.go.tz*