

STATISTICAL RELEASE ZANZIBAR ROAD ACCIDENTS AND OFFENCES STATISTICS FOR SEPTEMBER-2020

No: 9



Office of Chief Government Statistician

P.O. Box 2321, Zanzibar
Telephone +255242231869
Email: zanstat@ocgs.go.tz
Website: <http://www.ocgs.go.tz>



Police Headquarter Zanzibar

P.O.Box 237, PHQ Zanzibar
Fax No: 0242231367
Email: cidhqznz@gmail.com

Introduction

This is a monthly release which provides summary of statistics from two crime statistics areas namely road accidents and traffic offences. These statistics are released by geographical disaggregation, category and differentiated by gender

Road accidents statistics provide information on number of accidents occurred, type of victim and status of the victim after the accident. While, traffic offences statistics provide information about the road traffic offenses classified into ten broad categories.

Objective

The main objective of the release is to provide timely road accidents and traffic offences information in Zanzibar. This information is useful for planners, policy makers and decision makers.

1. Road Accidents

A total of 11 accidents were reported in September, 2020 that involved 28 all victims of whom 27 were males and one (1) was female were reported. Among the victims, 22 were injured and six (6) were died.

Kati and Magharibi 'A' district was reported the highest number of accidents three (3 accidents for each district), followed by Wete district two (2) accidents. Kati district reported the highest number of 12 victims (42.9 percent) (Table 1.1).

Among the victims of the road accidents (died/injured), most of them were cyclist (15 victims) followed by Passengers (13 victims), pedestrian and drivers no victims were reported in September. (Table 1.2).

The total number of accidents reported in September 2020 decreased to 11 in September 2020 from 27 accidents reported in September 2019, which indicates a decrease of 59.3 percent while

the number of victims decreased from 58 in September 2019 to 28 in September 2020. Comparing with preceding month, the number of accidents decreased from 16 accidents reported in August 2020 to 11 reported in September 2020, which indicates a decrease of 31.3 percent (Table 1.3 and Table 1.4).

2. Traffic Offences

A total of 1,406 traffic offences were reported in September 2020, of which 1,406 all offences were committed by males. ‘Non-compliance with guidelines and traffic regulations’ (356 offences) followed by ‘dangerous loads and passengers’ (346 offences) ‘failure to wear uniforms and badges for conductor and driver at passenger (290 offences), and, ‘driving without license, insurance and road license’ (203 offences)’. The listed four offences accounted for 84.9 percent of all offences (Table 2.1).

Mjini district committed the highest number of offences (351 offences) which is equivalent 24.9 percent of all offences, while Micheweni reported the least number of 29 offences (2.1 percent). The districts of Mjini Magharibi shared 44.9 percent of all offences suggesting that the region continues to be the center of road offences. Mjini district was more likely to commit offences of ‘non-compliance with guidelines and traffic regulations’ (164 offences) and ‘failure to wear uniforms and badges for conductor and driver at passenger’ (77 offences). Magharibi B district was most likely to commit offences of ‘dangerous loads and passengers’ (47 offences) and ‘failure to wear uniforms and badges for conductor and driver at passenger’ (40 offences) .Also Kaskazini B district was more likely to commit offences of , ‘non-compliance with guidelines and traffic regulations’(22 offences) and ‘dangerous loads and passengers’(20 offences), Wete district was more likely to commit offences of Dangerous driving (29 offences) while Chake Chake districts was more likely to commit offences of, ‘non-compliance with guidelines and traffic regulations’(35 offences) and ‘failure to wear uniforms and badges for conductor and driver at passenger car’’ (28 offences) .All districts in Mjini Magharibi region committed more offences on ‘failure to wear uniforms and badges for conductor and driver at passenger car’, ‘non-compliance with guidelines and traffic regulations’, ‘driving without license, insurance and road license’, ‘driving without helmet’ and ‘dangerous loads and passengers’ (Table 2.1 and 2.2).

A total number of offences reported in September 2020 decreased to 1,406 offences in September 2020 from 1,853 offences in September 2019, which indicates a decreasing of 24.1 percent. Compared with previous month, the number offences reported September in 2020 decreased to 1,406 offences from 2,121 offences reported August 2020, which indicates decreasing of 33.7 percent (Table 2.2)

Figure 1.1: Number of Accident and Victims by District, September 2020

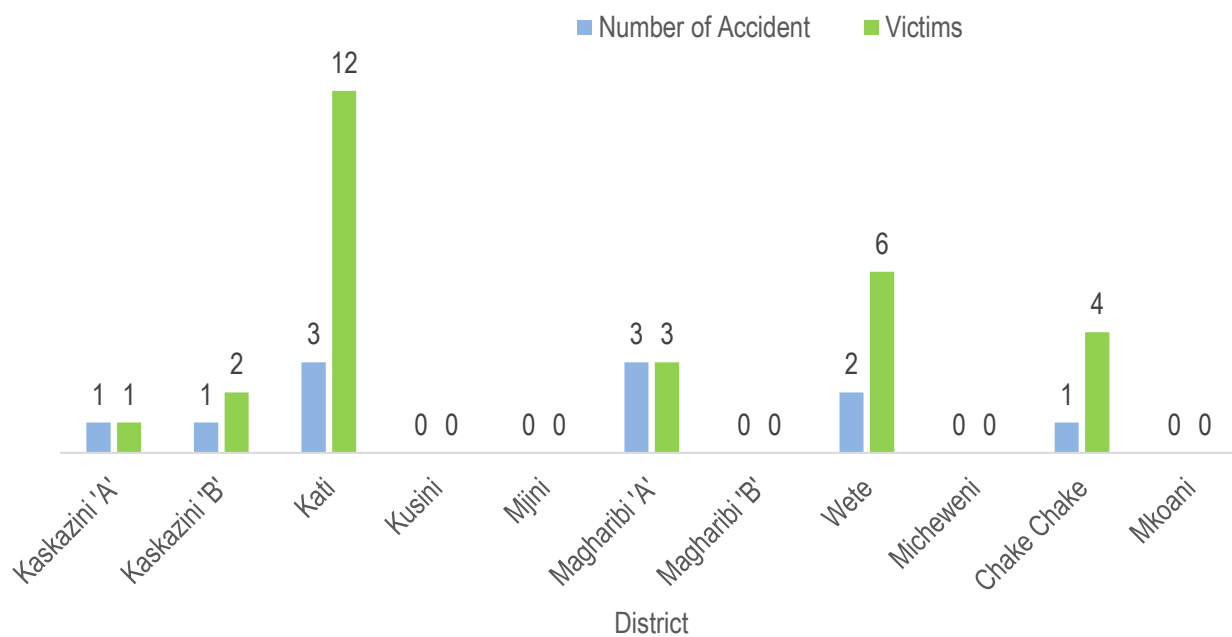


Figure 1.2: Number of Victim of Accidents, September 2020

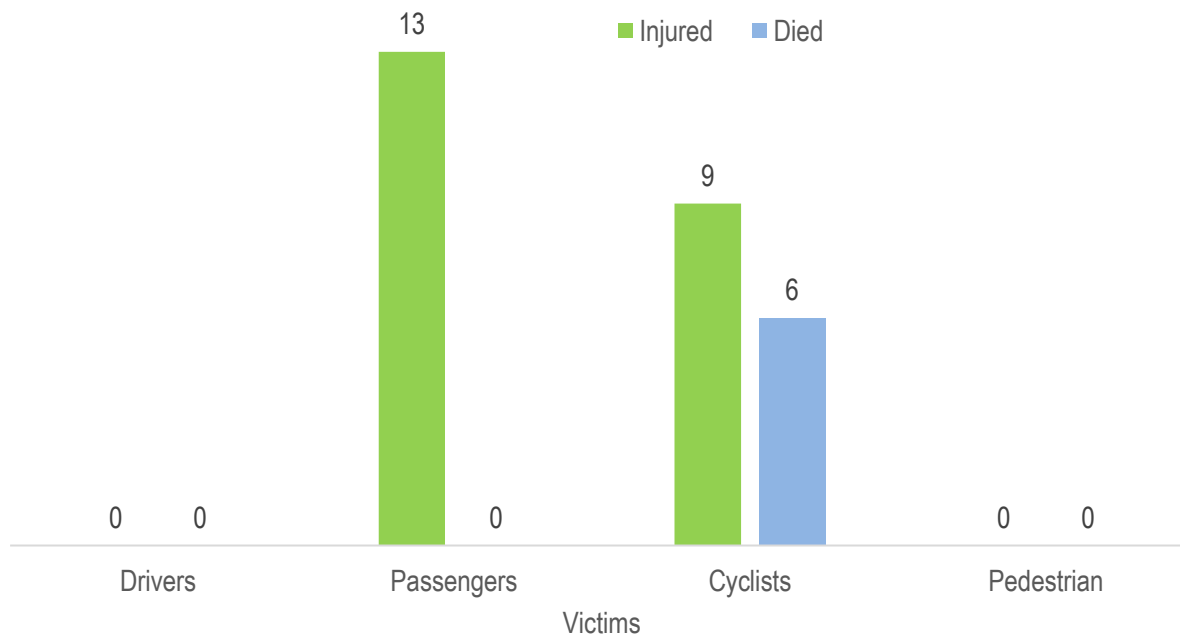


Table 1.1: Number of Reported Victims of Road Accidents by District and Sex; September 2020

District	No of Accident		Died				Injured				Total			
	Number	Percent	Male	Female	Total	Percent	Male	Female	Total	Percent	Male	Female	Total	Percent
Kaskazini 'A'	1	9.1	0	0	0	0	1	0	1	4.5	1	0	1	3.6
Kaskazini 'B'	1	9.1	1	0	1	16.7	1	0	1	4.5	2	0	2	7.1
Kati	3	27.3	2	0	2	33.3	10	0	10	45.5	12	0	12	42.9
Kusini	0	0	0	0	0	0	0	0	0	0	0	0	0	0
Mjini	0	0	0	0	0	0	0	0	0	0	0	0	0	0
Magharibi 'A'	3	27.3	3	0	3	50.0	0	0	0	0	3	0	3	10.7
Magharibi 'B'	0	0	0	0	0	0	0	0	0	0	0	0	0	0
Wete	2	18.2	0	0	0	0	5	1	6	27.3	5	1	6	21.4
Micheweni	0	0	0	0	0	0	0	0	0	0	0	0	0	0
Chake chake	1	9.1	0	0	0	0	4	0	4	18.2	4	0	4	14.3
Mkoani	0	0	0	0	0	0	0	0	0	0	0	0	0	0
Total	11	100	6	0	6	100	21	1	22	100	27	1	28	100

Source: Police Headquarter Zanzibar

Table 1.2: Number of Reported Road Accident by District and Type of Victims; September 2020

District	No. of Accident	Drivers						Passengers						Cyclists						Pedestrian					
		Died			Injured			Died			Injured			Died			Injured			Died			Injured		
		M	F	T	M	F	T	M	F	T	M	F	T	M	F	T	M	F	T	M	F	T	M	F	T
Kaskazini 'A'	1	0	0	0	0	0	0	0	0	0	0	0	0	0	0	0	1	0	1	0	0	0	0	0	0
Kaskazini 'B'	1	0	0	0	0	0	0	0	0	0	0	0	0	1	0	1	1	0	1	0	0	0	0	0	0
Kati	3	0	0	0	0	0	0	0	0	0	9	0	9	2	0	2	1	0	1	0	0	0	0	0	0
Kusini	0	0	0	0	0	0	0	0	0	0	0	0	0	0	0	0	0	0	0	0	0	0	0	0	0
Mjini	0	0	0	0	0	0	0	0	0	0	0	0	0	0	0	0	0	0	0	0	0	0	0	0	0
Magharibi 'A'	3	0	0	0	0	0	0	0	0	0	0	0	0	3	0	3	0	0	0	0	0	0	0	0	0
Magharibi 'B'	0	0	0	0	0	0	0	0	0	0	0	0	0	0	0	0	0	0	0	0	0	0	0	0	0
Wete	2	0	0	0	0	0	0	0	0	0	0	0	0	0	0	0	5	1	6	0	0	0	0	0	0
Micheweni	0	0	0	0	0	0	0	0	0	0	0	0	0	0	0	0	0	0	0	0	0	0	0	0	0
Chake chake	1	0	0	0	0	0	0	0	0	0	4	0	4	0	0	0	0	0	0	0	0	0	0	0	0
Mkoani	0	0	0	0	0	0	0	0	0	0	0	0	0	0	0	0	0	0	0	0	0	0	0	0	0
Total	11	0	0	0	0	0	0	0	0	0	13	0	13	6	0	6	8	1	9	0	0	0	0	0	0

Source: Police Headquarter Zanzibar

Table 1.3: Statistics of Road Accidents, between September 2019 and 2020

District	No of accidents		Victims				Drivers				Passengers				Cyclist				Pedestrians			
			Injured		Died		Injured		Died		Injured		Died		Injured		Died		Injured		Died	
	Sep-19	Sep-20	Sep-19	Sep-20	Sep-19	Sep-20	Sep-19	Sep-20	Sep-19	Sep-20	Sep-19	Sep-20	Sep-19	Sep-20	Sep-19	Sep-20	Sep-19	Sep-20	Sep-19	Sep-20	Sep-19	Sep-20
Kaskazini 'A'	0	1	0	1	0	0	0	0	0	0	0	0	0	0	0	1	0	0	0	0	0	0
Kaskazini 'B'	0	1	0	1	0	1	0	0	0	0	0	0	0	0	0	1	0	1	0	0	0	0
Kati	3	3	1	10	4	2	0	0	0	0	0	9	0	0	1	1	2	2	0	0	2	0
Kusini	0	0	0	0	0	0	0	0	0	0	0	0	0	0	0	0	0	0	0	0	0	0
Mjini	8	0	5	0	2	0	1	0	0	0	3	0	0	0	1	0	1	0	0	0	1	0
Magharibi 'A'	4	3	7	0	2	3	0	0	0	0	3	0	0	0	4	0	1	3	0	0	1	0
Magharibi 'B'	1	0	1	0	1	0	0	0	0	0	0	0	0	0	1	0	1	0	0	0	0	0
Wete	4	2	16	6	1	0	0	0	0	0	13	0	0	0	2	6	0	0	1	0	1	0
Micheweni	1	0	4	0	0	0	0	0	0	0	4	0	0	0	0	0	0	0	0	0	0	0
Chake chake	4	1	1	4	6	0	0	0	0	0	0	4	2	0	1	0	4	0	0	0	0	0
Mkoani	2	0	6	0	1	0	4	0	0	0	2	0	0	0	0	0	0	0	0	0	1	0
Total	27	11	41	22	17	6	5	0	0	0	25	13	2	0	10	9	9	6	1	0	6	0

Source: Police Headquarter Zanzibar

Table 1.4: Statistics of Road Accidents, between August and September 2020

District	No of Accident		Victims				Drivers				Passengers				Cyclists				Pedestrian			
			Injured		Died		Injured		Died		Injured		Died		Injured		Died		Injured		Died	
	Aug	Sept	Aug	Sept	Aug	Sept	Aug	Sept	Aug	Sept	Aug	Sept	Aug	Sept	Aug	Sept	Aug	Sept	Aug	Sept	Aug	Sept
Kaskazini 'A'	0	1	0	1	0	0	0	0	0	0	0	0	0	0	0	1	0	0	0	0	0	0
Kaskazini 'B'	2	1	12	1	1	1	2	0	0	0	0	0	4	0	0	1	1	1	0	0	0	0
Kati	4	3	6	10	1	2	0	0	0	0	2	9	0	0	3	1	0	2	1	0	1	0
Kusini	1	0	8	0	1	0	6	0	0	0	0	0	1	0	0	0	0	0	0	0	0	0
Mjini	0	0	0	0	0	0	0	0	0	0	0	0	0	0	0	0	0	0	0	0	0	0
Magharibi 'A'	2	3	1	0	1	3	0	0	0	0	0	0	0	0	1	0	0	3	0	0	1	0
Magharibi 'B'	2	0	0	0	2	0	0	0	0	0	0	0	0	0	0	0	1	0	0	0	1	0
Wete	2	2	2	6	1	0	0	0	0	0	0	0	0	0	0	6	0	0	3	0	1	0
Micheweni	1	0	3	0	1	0	1	0	0	0	2	0	1	0	0	0	0	0	0	0	0	0
Chake Chake	2	1	0	4	1	0	0	0	0	0	1	4	0	0	0	0	1	0	1	0	1	0
Mkoani	0	0	0	0	0	0	0	0	0	0	0	0	0	0	0	0	0	0	0	0	0	0
Total	16	11	32	22	9	6	9	0	0	0	5	13	6	0	4	9	3	6	5	0	5	0

Source: Police Headquarter Zanzibar

Table 1.5: Number of Source /cause of road accident by District, September 2020

District	Source /cause of road accident	
	Driving car/ motor vehicle by high speed	Driver's negligence/carelessness
Kaskazini 'A'	1	0
Kaskazini 'B'	1	0
Kati	3	0
Magharibi 'A'	3	0
Wete	2	0
Chake chake	1	0
Jumla	11	0

Source: Police Headquarter Zanzibar

Table1.6: Road Accidents as per the Time of Occurrence, September 2020

Time (24 hrs)	Number of Accidents
06:01 - 09:00 hrs	1
09:01 - 12:00 hrs	4
12:01 - 15:00 hrs	0
15:01 - 18:00 hrs	3
18:01 - 21:00 hrs	3
21:01 - 00:00 hrs	0
00:01 - 03:00 hrs	0
03:01 - 06:00 hrs	0
Total	11

Source: Police Headquarter Zanzibar

Figure 2.1: Number of Offences by Type, September 2020

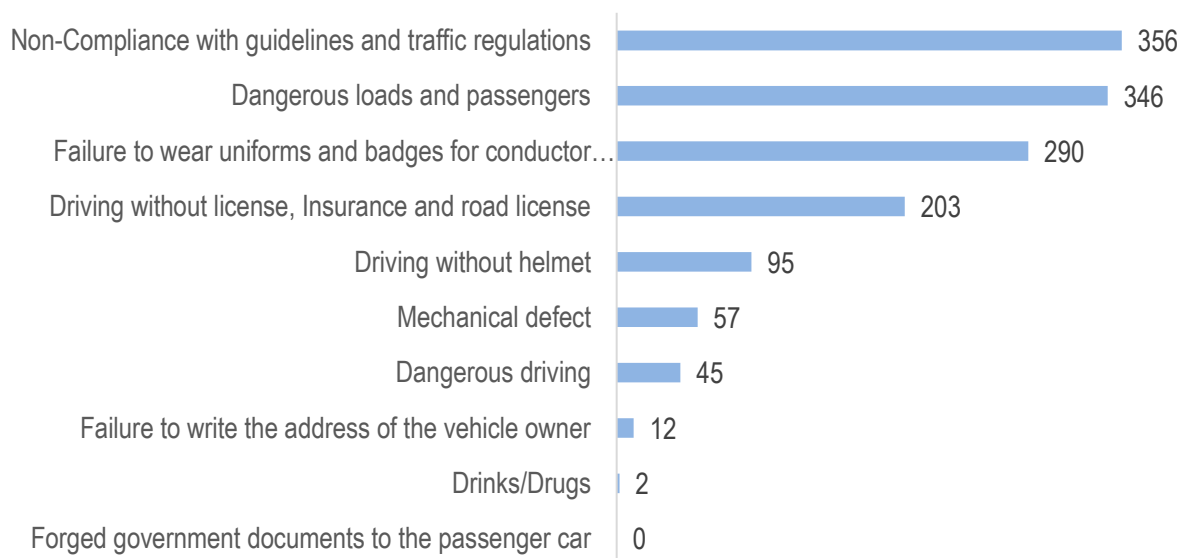


Figure 2.2: Number of Offences by Districts, September 2020

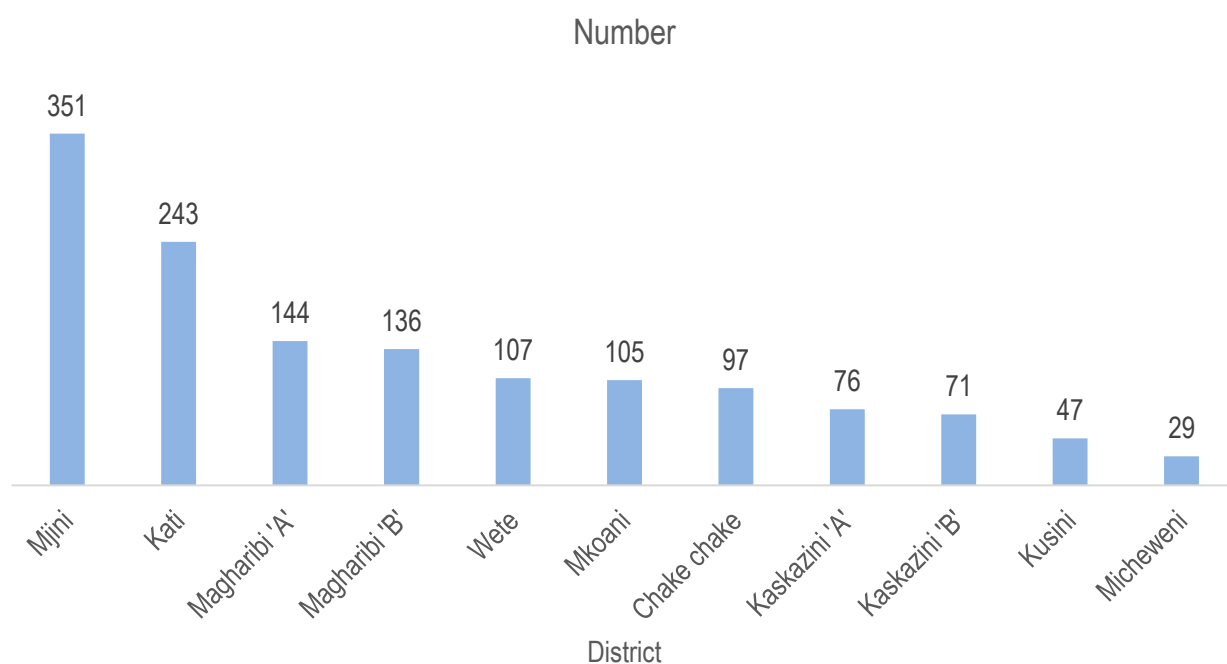


Table 2.1: Reported Traffic Offences by District and Sex, September 2020

District	Drinks/Drugs			Dangerous driving			Mechanical defect			Driving without helmet			Driving without license, Insurance and road license		
	Male	Female	Total	Male	Female	Total	Male	Female	Total	Male	Female	Total	Male	Female	Total
Kaskazini 'A'	0	0	0	1	0	1	2	0	2	2	0	2	13	0	13
Kaskazini 'B'	0	0	0	5	0	5	2	0	2	4	0	4	4	0	4
Kati	0	0	0	8	0	8	42	0	42	7	0	7	31	0	31
Kusini	0	0	0	0	0	0	4	0	4	5	0	5	5	0	5
Mjini	0	0	0	0	0	0	7	0	7	15	0	15	39	0	39
Magharibi 'A'	0	0	0	0	0	0	0	0	0	12	0	12	14	0	14
Magharibi 'B'	2	0	2	2	0	2	0	0	0	15	0	15	30	0	30
Wete	0	0	0	29	0	29	0	0	0	10	0	10	36	0	36
Micheweni	0	0	0	0	0	0	0	0	0	5	0	5	9	0	9
Chake chake	0	0	0	0	0	0	0	0	0	10	0	10	4	0	4
Mkoani	0	0	0	0	0	0	0	0	0	10	0	10	18	0	18
Total	2	0	2	45	0	45	57	0	57	95	0	95	203	0	203

Source: Police Headquarter Zanzibar

Cont... Table 2.1: Reported Traffic Offences by District and Sex, September 2020

District	Dangerous loads and passengers			Failure to write the address of the vehicle owner			Forged government documents to the passenger car			Failure to wear uniforms and badges for conductor and driver at passenger car			Non-Compliance with guidelines and traffic regulations			Total		
	Male	Female	Total	Male	Female	Total	Male	Female	Total	Male	Female	Total	Male	Female	Total	Male	Female	Total
Kaskazini 'A'	16	0	16	0	0	0	0	0	0	9	0	9	33	0	33	76	0	76
Kaskazini 'B'	20	0	20	0	0	0	0	0	0	14	0	14	22	0	22	71	0	71
Kati	75	0	75	11	0	11	0	0	0	59	0	59	10	0	10	243	0	243
Kusini	21	0	21	0	0	0	0	0	0	5	0	5	7	0	7	47	0	47
Mjini	49	0	49	0	0	0	0	0	0	77	0	77	164	0	164	351	0	351
Magharibi 'A'	33	0	33	0	0	0	0	0	0	27	0	27	58	0	58	144	0	144
Magharibi 'B'	47	0	47	0	0	0	0	0	0	40	0	40	0	0	0	136	0	136
Wete	11	0	11	1	0	1	0	0	0	11	0	11	9	0	9	107	0	107
Micheweni	7	0	7	0	0	0	0	0	0	4	0	4	4	0	4	29	0	29
Chake chake	20	0	20	0	0	0	0	0	0	28	0	28	35	0	35	97	0	97
Mkoani	47	0	47	0	0	0	0	0	0	16	0	16	14	0	14	105	0	105
Total	346	0	346	12	0	12	0	0	0	290	0	290	356	0	356	1406	0	1406

Source: Police Headquarter Zanzibar

Table 2.2: Statistics of Traffic Offences, between September 2019 and 2020

District	Drinks/Drugs		Dangerous driving		Mechanical defect		Driving without helmet		Driving without license, Insurance and road license		Dangerous loads and passengers		Failure to write the address of the vehicle owner		Forged government documents to the passenger car		Failure to wear uniforms and badges for conductor and driver at passenger car		Non-Compliance with guidelines and traffic regulations		Total	
	Sep-19	Sep-20	Sep-19	Sep-20	Sep-19	Sep-20	Sep-19	Sep-20	Sep-19	Sep-20	Sep-19	Sep-20	Sep-19	Sep-20	Sep-19	Sep-20	Sep-19	Sep-20	Sep-19	Sep-20	Sep-19	Sep-20
Kaskazini 'A'	0	0	3	1	20	2	0	2	20	13	41	16	0	0	0	0	3	9	43	33	130	76
Kaskazini 'B'	0	0	0	5	13	2	15	4	42	4	73	20	0	0	0	0	23	14	55	22	221	71
Kati	0	0	0	8	7	42	5	7	28	31	85	75	0	11	0	0	2	59	139	10	266	243
Kusini	0	0	0	0	0	4	1	5	8	5	14	21	0	0	0	0	7	5	5	7	35	47
Mjini	0	0	0	0	0	7	62	15	37	39	53	49	0	0	0	0	48	77	59	164	259	351
Magharibi 'A'	0	0	0	0	0	0	27	12	17	14	35	33	0	0	0	0	33	27	52	58	164	144
Magharibi 'B'	0	2	0	2	0	0	35	15	19	30	36	47	0	0	0	0	82	40	173	0	345	136
Wete	0	0	15	29	0	0	17	10	36	36	39	11	1	1	0	0	18	11	53	9	179	107
Micheweni	0	0	0	0	0	0	8	5	5	9	19	7	0	0	0	0	12	4	22	4	66	29
Chake chake	0	0	15	0	7	0	15	10	27	4	25	20	20	0	0	0	0	28	22	35	131	97
Mkoani	0	0	0	0	0	0	4	10	13	18	24	47	0	0	0	0	5	16	11	14	57	105
Total	0	2	33	45	47	57	189	95	252	203	444	346	21	12	0	0	233	290	634	356	1,853	1406

Source: Police Headquarter Zanzibar

Table 2.3: Statistics of Traffic Offences between, August and September, 2020

District	Drinks/Drugs		Dangerous driving		Mechanical defect		Driving without helmet		Driving without license, Insurance and road license		Dangerous loads and passengers		Failure to write the address of the vehicle owner		Forged government documents to the passenger car		Failure to wear uniforms and badges for conductor and driver at passenger car		Non-Compliance with guidelines and traffic regulations		Total	
	Aug	Sept	Aug	Sept	Aug	Sept	Aug	Sept	Aug	Sept	Aug	Sept	Aug	Sept	Aug	Sept	Aug	Sept	Aug	Sept	Aug	Sept
Kaskazini 'A'	0	0	2	1	3	2	0	2	16	13	20	16	0	0	0	0	4	9	37	33	82	76
Kaskazini 'B'	0	0	2	5	1	2	10	4	14	4	29	20	0	0	0	0	12	14	36	22	104	71
Kati	0	0	11	8	63	42	16	7	16	31	89	75	7	11	0	0	16	59	10	10	228	243
Kusini	0	0	0	0	5	4	3	5	8	5	0	21	5	0	0	0	5	5	1	7	27	47
Mjini	0	0	0	0	7	7	43	15	29	39	54	49	0	0	91	0	0	77	143	164	367	351
Magharibi 'A'	0	0	0	0	5	0	47	12	36	14	0	33	52	0	0	0	39	27	70	58	249	144
Magharibi 'B'	0	2	10	2	7	0	36	15	48	30	97	47	6	0	57	0	0	40	218	0	479	136
Wete	1	0	30	29	1	0	7	10	77	36	0	11	1	1	36	0	13	11	18	9	184	107
Micheweni	0	0	10	0	0	0	14	5	27	9	18	7	0	0	0	0	6	4	22	4	97	29
Chake chake	0	0	0	0	0	0	30	10	34	4	26	20	0	0	0	0	38	28	60	35	188	97
Mkoani	0	0	0	0	0	0	6	10	20	18	55	47	0	0	0	0	15	16	20	14	116	105
Total	1	2	65	45	92	57	212	95	325	203	388	346	71	12	184	0	148	290	635	356	2121	1406

Source: Police Headquarter Zanzibar

Table 2.4 Charges paid to the Regional Court and Number of cases, September 2020

Region	Number of cases	Fees paid(TZS)
Kaskazini Unguja	44	1,702,000
Kaskazini Pemba	28	685,000
Mjini Magharibi	283	11,285,000
Kusini Unguja	67	2,275,000
Kusini Pemba	49	1,135,000
Total	471	17,082,000

Explanatory Note

A road accident refers to any accident involving at least one road vehicle, occurring on a road open to public circulation, and in which at least one person is injured or killed. According to Penal Act no. 6/2004 Act to repeal the Penal Decree, chapter 13 of the law of Zanzibar limitation as time to death is defined as Killed persons are accident victims who die immediately or within one year and one day (366) following the accident. Injured persons are accident victims having suffered trauma requiring medical treatment with or without hospitalization.

Roads are primary mean of transportation. These provide human access to different places. Many people's use road for different means of transport. Some of them use vehicle, bicycle and others walk.

An offence is a crime that breaks a particular law and requires a particular punishment. Road accidents are caused by various human offenses. Many mistakes that make his appearance seem to be minor but his impact becomes great. As a result, people getting disabilities or dying

For more clarifications, please contact:

*Police Headquarters Zanzibar
P.O.BOX, 237, PHQ, Zanzibar
Email:cidphqznz@gmail.com*

*Office of the Chief Government Statistician
P.O. BOX, 2321, Zanzibar
Email: zanstat@ocgs.go.tz*