

STATISTICAL RELEASE ZANZIBAR ROAD ACCIDENTS AND OFFENCES

STATISTICS FOR MARCH-2019

No: 16



Office of Chief Government Statistician

P.O. Box 2321, Zanzibar
Telephone +255242231869
Email: zanstat@ocgs.go.tz
Website: <http://www.ocgs.go.tz>



Police Headquarter Zanzibar

P.O. Box 237, PHQ Zanzibar
Fax No: 0242231367
Email: cidhqznz@gmail.com

Introduction

This is a monthly release which provides summary of statistics from two crime statistics areas namely road accidents and traffic offences. These statistics are released by geographical disaggregation, category and differentiated by gender

Road accidents statistics provide information on number of accidents occurred, type of victim and status of the victim after the accident. While, traffic offences statistics provide information about the road traffic offenses classified into ten broad categories.

Objective

The main objective of the release is to provide timely road accidents and traffic offences information in Zanzibar. This information is useful for planners, policy makers and decision makers.

1. Road Accidents

A total of 22 accidents were reported in March, 2019 that involved 27 victims of whom 22 were males and five were females. Among the victims, 14 were injured and 13 were died. Mjini district reported the highest number of accidents (eight accidents), followed by Kaskazini B (four accidents). Mjini and Kaskazini B reported the highest number of victims (eight victims) which is equivalent to one third of the total victims (29.6) percent) (Table 1.1).

Among the victims of the road accidents (died/injured), most of them were Cyclists (10), followed by passengers (6) and Pedestrian (6), and drivers (5) (Table 1.2).

The total number of accidents reported in March, 2019 decreased to 22 from 25 accidents reported in February, 2018 which indicates a decreasing of 12 percent, while the number of victims decreased (35.7 percent) from 42 in March 2018 to 27 in March 2019. Comparing with preceding

month, the number of accidents decreased from 25 accidents reported in February, 2019 to 22 reported in March,2019 (Table 1.3&1.4).

2. Traffic Offences

A total of 2,106 traffic offences were reported in March 2019 of which all offences were committed by males. Dangerous loads and passengers' offences were highly reported (496 offences), followed by non- compliance with guidelines and traffic regulations (457 offences), driving without licenses, insurance and road license (338 offences) and failure to wear uniforms and badges for conductor and driver at passenger car(331 offences). The listed four offences account for 77.0 percent of all offences (Table 2.1).

Magharibi B district committed the highest number of offences (430offences) which is equivalent 20.4 percent of all offences, while Kusini reported the least number of offences were 62 (2.9 percent). The districts of Mjini Magharibi shared 46.2 percent of all offences suggesting that the region continues to be the center of road offences. Magharibi B district was more likely to commit offences of 'non-Compliance with guidelines and traffic regulations' (114 offences), 'driving without helmet'(105 offences), and 'failure to wear uniforms and badges for conductor and driver at passenger car' (92 offences) and while Mjini district was most likely to commit offences of 'non-compliance with guidelines and traffic regulations' (96 offences).All districts in Mjini Magharibi region committed more offences on 'non-compliance with guidelines and traffic regulations', 'driving without license, Insurance and road license', 'driving without helmet' and 'failure to wear uniforms and badges for conductor and driver at passenger car' (Table 2.1 and 2.2).

A total number of offences reported in March 2019 decreased to 2,106 from 3,171 reported in March, 2018 which indicates a decreasing of 33.6 percent. Compared with previous month, the number offences reported in March increased to 2,106 from 1,930 of February, 2019 which indicate an increasing of 9.1percent.

Figure 1.1: Number of Accident and Victims by District, March 2019

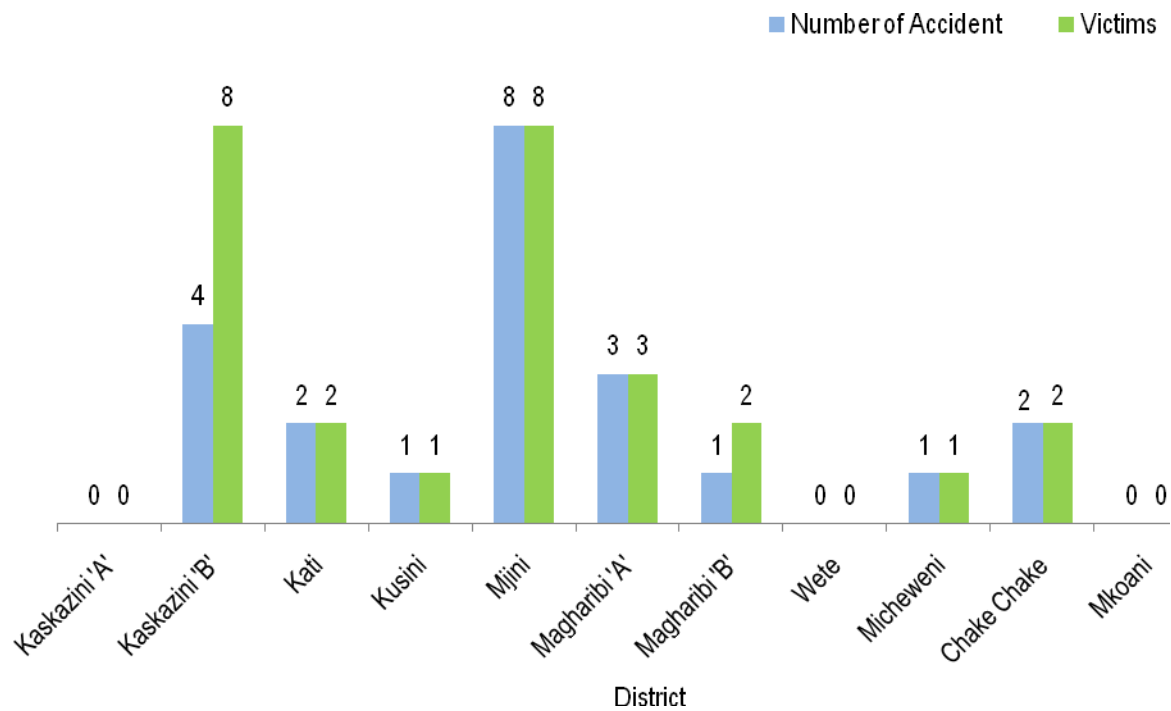


Figure 1.2: Number of Victim of Accidents, March 2019

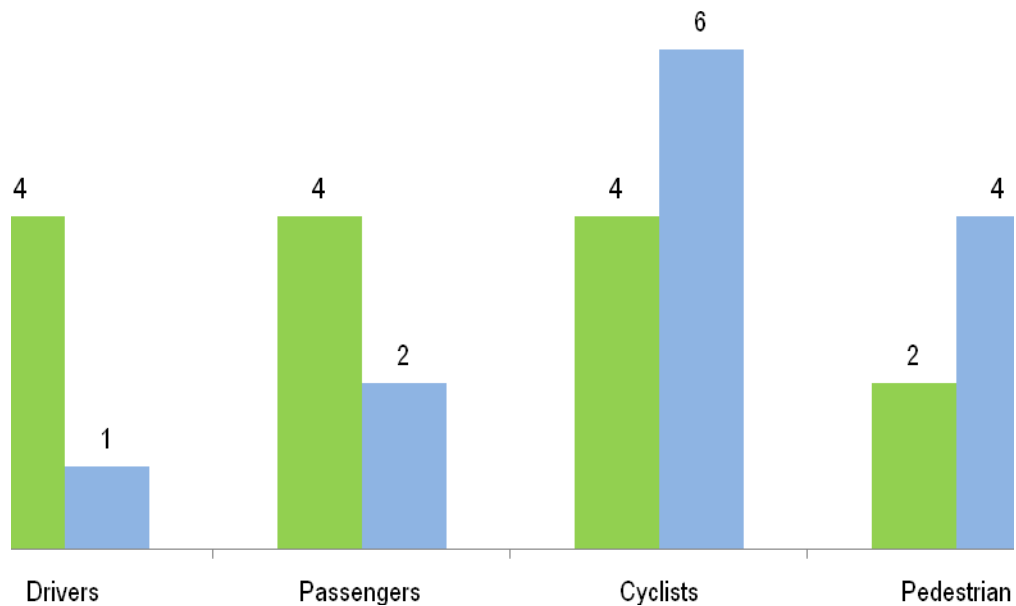


Table 1.1: Number of Reported Victims of Road Accidents by District and Sex; March, 2019

District	No of Accident		Died				Injured				Total			
	Number	Percent	Male	Female	Total	Percent	Male	Female	Total	Percent	Male	Female	Total	Percent
Kaskazini 'A'	0	0	0	0	0	0	0	0	0	0	0	0	0	0
Kaskazini 'B'	4	18.2	4	0	4	30.8	4	0	4	28.6	8	0	8	29.6
Kati	2	9.1	1	0	1	7.7	1	0	1	7.1	2	0	2	7.4
Kusini	1	4.5	0	0	0	0	0	1	1	7.1	0	1	1	3.7
Mjini	8	36.4	1	1	2	15.4	5	1	6	42.9	6	2	8	29.6
Magharibi 'A'	3	13.6	1	1	2	15.4	0	1	1	7.1	1	2	3	11.1
Magharibi 'B'	1	4.5	1	0	1	7.7	1	0	1	7.1	2	0	2	7.4
Wete	0	0	0	0	0	0	0	0	0	0	0	0	0	0
Micheweni	1	4.5	1	0	1	7.7	0	0	0	0	1	0	1	3.7
Chake chake	2	9.1	2	0	2	15.4	0	0	0	0	2	0	2	7.4
Mkoani	0	0	0	0	0	0	0	0	0	0	0	0	0	0
Total	22	100	11	2	13	100	11	3	14	100	22	5	27	100

Source: Police Headquarter Zanzibar

Table 1.2: Number of Reported Road Accident by District and Type of Victims; March, 2019

District	No. of Accident	Drivers						Passengers						Cyclists						Pedestrian					
		Died			Injured			Died			Injured			Died			Injured			Died			Injured		
		M	F	T	M	F	T	M	F	T	M	F	T	M	F	T	M	F	T	M	F	T	M	F	T
Kaskazini 'A'	0	0	0	0	0	0	0	0	0	0	0	0	0	0	0	0	0	0	0	0	0	0	0	0	0
Kaskazini 'B'	4	0	0	0	0	0	0	1	0	1	3	0	3	2	0	2	1	0	1	1	0	1	0	0	0
Kati	2	0	0	0	0	0	0	1	0	1	0	0	0	0	0	0	1	0	1	0	0	0	0	0	0
Kusini	1	0	0	0	0	0	0	0	0	0	0	0	0	0	0	0	0	1	1	0	0	0	0	0	0
Mjini	8	0	0	0	4	0	4	0	0	0	1	0	1	1	0	1	0	0	0	0	1	1	0	1	1
Magharibi 'A'	3	0	0	0	0	0	0	0	0	0	0	0	0	0	0	0	0	0	0	1	1	2	0	1	1
Magharibi 'B'	1	0	0	0	0	0	0	0	0	0	0	0	0	1	0	1	1	0	1	0	0	0	0	0	0
Wete	0	0	0	0	0	0	0	0	0	0	0	0	0	0	0	0	0	0	0	0	0	0	0	0	0
Micheweni	1	1	0	1	0	0	0	0	0	0	0	0	0	0	0	0	0	0	0	0	0	0	0	0	0
Chake chake	2	0	0	0	0	0	0	0	0	0	0	0	0	2	0	2	0	0	0	0	0	0	0	0	0
Mkoani	0	0	0	0	0	0	0	0	0	0	0	0	0	0	0	0	0	0	0	0	0	0	0	0	0
Total	22	1	0	1	4	0	4	2	0	2	4	0	4	6	0	6	3	1	4	2	2	4	0	2	2

Source: Police Headquarter Zanzibar

Note:

M: Male
F: Female
T: Total

Table 1.3: Statistics of Road Accidents, March, 2018 and 2019

District	No of Accidents		Victims				Drivers				Passengers				Cyclist				Pedestrians			
			Injured		Died		Injured		Died		Injured		Died		Injured		Died		Injured		Died	
	Mar-18	Mar-19	Mar-18	Mar-19	Mar-18	Mar-19	Mar-18	Mar-19	Mar-18	Mar-19	Mar-18	Mar-19	Mar-18	Mar-19	Mar-18	Mar-19	Mar-18	Mar-19	Mar-18	Mar-19	Mar-18	Mar-19
Kaskazini 'A'	1	0	0	0	1	0	0	0	0	0	0	0	0	0	0	0	0	0	0	0	1	0
Kaskazini 'B'	4	4	8	4	2	4	2	0	1	0	6	3	0	1	0	1	1	2	0	0	0	1
Kati	0	2	0	1	0	1	0	0	0	0	0	0	0	1	0	1	0	0	0	0	0	0
Kusini	0	1	0	1	0	0	0	0	0	0	0	0	0	0	0	1	0	0	0	0	0	0
Mjini	5	8	10	6	1	2	2	4	1	0	2	1	0	0	4	0	0	1	2	1	0	1
Magharibi 'A'	3	3	1	1	3	2	0	0	0	0	0	0	0	0	0	0	2	0	1	1	1	2
Magharibi 'B'	6	1	6	1	2	1	5	0	0	0	0	0	0	0	0	1	0	1	1	0	2	0
Wete	3	0	2	0	2	0	1	0	0	0	0	0	0	0	0	0	1	0	1	0	1	0
Micheweni	0	1	0	0	0	1	0	0	0	1	0	0	0	0	0	0	0	0	0	0	0	0
Chake chake	2	2	2	0	1	2	0	0	0	0	0	0	0	0	0	0	0	2	2	0	1	0
Mkoani	1	0	0	0	1	0	0	0	0	0	0	0	0	0	0	0	1	0	0	0	0	0
Total	25	22	29	14	13	13	10	4	2	1	8	4	0	2	4	4	5	6	7	2	6	4

Source: Police Headquarter Zanzibar

Table 1.4: Statistics of Road Accidents, between February and March, 2019

District	No of Accident		Victims				Drivers				Passengers				Cyclists				Pedestrian			
			Injured		Died		Injured		Died		Injured		Died		Injured		Died		Injured		Died	
	Feb	March	Feb	March	Feb	March	Feb	March	Feb	March	Feb	March	Feb	March	Feb	March	Feb	March	Feb	March	Feb	March
Kaskazini 'A'	0	0	0	0	0	0	0	0	0	0	0	0	0	0	0	0	0	0	0	0	0	0
Kaskazini 'B'	1	4	0	4	2	4	0	0	0	0	0	3	0	1	0	1	2	2	0	0	0	1
Kati	4	2	2	1	3	1	0	0	0	0	0	0	0	1	0	1	1	0	2	0	2	0
Kusini	2	1	3	1	0	0	0	0	0	0	0	0	0	0	2	1	0	0	1	0	0	0
Mjini	5	8	1	6	2	2	0	4	1	0	0	1	1	0	0	0	0	1	1	1	1	1
Magharibi 'A'	1	3	1	1	0	2	0	0	0	0	0	0	0	0	0	0	0	0	1	1	0	2
Magharibi 'B'	6	1	8	1	2	1	0	0	1	0	4	0	1	0	4	1	0	1	0	0	0	0
Wete	1	0	1	0	0	0	0	0	0	0	0	0	0	0	0	0	0	0	1	0	0	0
Micheweni	0	1	0	0	0	1	0	0	0	1	0	0	0	0	0	0	0	0	0	0	0	0
Chake Chake	5	2	0	0	10	2	0	0	1	0	0	0	1	0	0	0	4	2	0	0	5	0
Mkoani	0	0	0	0	0	0	0	0	0	0	0	0	0	0	0	0	0	0	0	0	0	0
Total	25	22	16	14	19	13	0	4	3	1	4	4	3	2	6	4	7	6	6	2	8	4

Source: Police Headquarter Zanzibar

Figure 2.1: Number of Offences by Type, March 2019

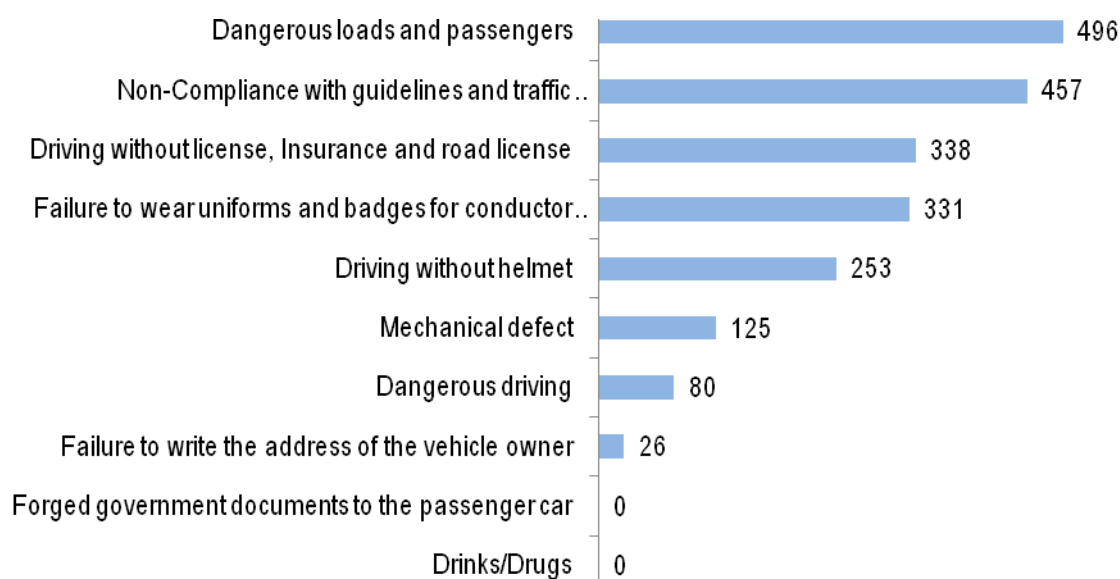


Figure 2.2: Number of Offences by Districts, March 2019

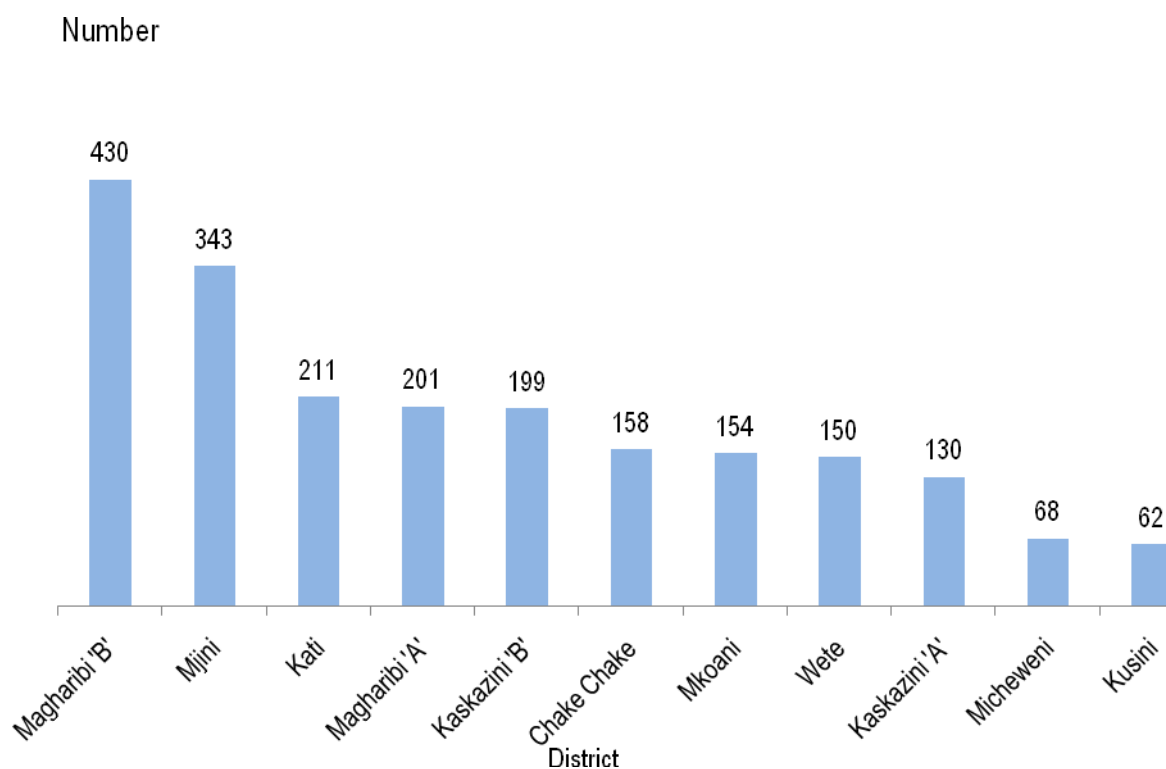


Table 2.1: Reported Traffic Offences by District and Sex, March, 2019

District	Drinks/Drugs			Dangerous driving			Mechanical defect			Driving without helmet			Driving without license, Insurance and road license		
	Male	Female	Total	Male	Female	Total	Male	Female	Total	Male	Female	Total	Male	Female	Total
Kaskazini 'A'	0	0	0	6	0	6	4	0	4	2	0	2	20	0	20
Kaskazini 'B'	0	0	0	18	0	18	16	0	16	8	0	8	37	0	37
Kati	0	0	0	13	0	13	63	0	63	10	0	10	29	0	29
Kusini	0	0	0	0	0	0	5	0	5	4	0	4	5	0	5
Mjini	0	0	0	0	0	0	0	0	0	42	0	42	62	0	62
Magharibi 'A'	0	0	0	0	0	0	0	0	0	24	0	24	44	0	44
Magharibi 'B'	0	0	0	0	0	0	0	0	0	105	0	105	80	0	80
Wete	0	0	0	40	0	40	1	0	1	5	0	5	18	0	18
Micheweni	0	0	0	1	0	1	3	0	3	9	0	9	22	0	22
Chake chake	0	0	0	2	0	2	33	0	33	39	0	39	0	0	0
Mkoani	0	0	0	0	0	0	0	0	0	5	0	5	21	0	21
Total	0	0	0	80	0	80	125	0	125	253	0	253	338	0	338

Source: Police Headquarter Zanzibar

Cont..... Table 2.1: Reported Traffic Offences by District and Sex, March, 2019

District	Dangerous loads and passengers			Failure to write the address of the vehicle owner			Forged government documents to the passenger car			Failure to wear uniforms and badges for conductor and driver at passenger car			Non-Compliance with guidelines and traffic regulations			Total		
	Male	Female	Total	Male	Female	Total	Male	Female	Total	Male	Female	Total	Male	Female	Total	Male	Female	Total
Kaskazini 'A'	60	0	60	0	0	0	0	0	0	14	0	14	23	1	24	129	1	130
Kaskazini 'B'	56	0	56	8	0	8	0	0	0	11	0	11	45	0	45	199	0	199
Kati	53	0	53	4	0	4	0	0	0	22	0	22	17	0	17	211	0	211
Kusini	30	0	30	0	0	0	0	0	0	8	0	8	10	0	10	62	0	62
Mjini	59	0	59	0	0	0	0	0	0	84	0	84	96	0	96	343	0	343
Magharibi 'A'	60	0	60	0	0	0	0	0	0	31	0	31	42	0	42	201	0	201
Magharibi 'B'	39	0	39	0	0	0	0	0	0	92	0	92	114	0	114	430	0	430
Wete	24	0	24	14	0	14	0	0	0	32	0	32	16	0	16	150	0	150
Micheweni	21	0	21	0	0	0	0	0	0	4	0	4	8	0	8	68	0	68
Chake chake	37	0	37	0	0	0	0	0	0	33	0	33	14	0	14	158	0	158
Mkoani	57	0	57	0	0	0	0	0	0	0	0	0	71	0	71	154	0	154
Total	496	0	496	26	0	26	0	0	0	331	0	331	456	1	457	2,105	1	2,106

Source: Police Headquarter Zanzibar

Table 2.2: Statistics of Offences, between March, 2018 and March, 2019

District	Drinks/Drugs		Dangerous driving		Mechanical defect		Driving without helmet		Driving without license, Insurance and road license		Dangerous loads and passengers		Failure to write the address of the vehicle owner		Forged government documents to the passenger car		Failure to wear uniforms and badges for conductor and driver at passenger car		Non-Compliance with guidelines and traffic regulations		Total	
	Mar 18	Mar 19	Mar 18	Mar 19	Mar 18	Mar 19	Mar 18	Mar 19	Mar 18	Mar 19	Mar 18	Mar 19	Mar 18	Mar 19	Mar 18	Mar 19	Mar 18	Mar 19	Mar 18	Mar 19	Mar 18	Mar 19
Kaskazini 'A'	0	0	3	6	14	4	22	2	18	20	56	60	0	0	0	0	19	14	21	24	153	130
Kaskazini 'B'	0	0	50	18	18	16	30	8	32	37	70	56	7	8	0	0	75	11	45	45	327	199
Kati	0	0	12	13	27	63	9	10	44	29	189	53	0	4	0	0	0	22	132	127	413	211
Kusini	0	0	0	0	0	5	0	4	8	5	9	30	0	0	0	0	0	8	17	10	34	62
Mjini	0	0	12	0	7	0	15	42	103	62	67	59	0	0	0	0	153	84	327	96	684	343
Magharibi 'A'	0	0	8	0	20	0	55	24	78	44	132	60	5	0	0	0	74	31	138	42	510	201
Magharibi 'B'	2	0	0	0	19	0	1	105	76	80	98	39	66	0	4	0	145	92	0	114	411	430
Wete	0	0	68	40	0	1	6	5	21	18	15	24	2	14	0	0	10	32	57	16	179	150
Micheweni	0	0	37	1	1	3	10	9	16	22	19	21	0	0	0	0	5	4	24	8	112	68
Chake chake	0	0	0	2	0	33	0	39	10	0	40	37	0	0	0	0	1	33	81	14	132	158
Mkoani	1	0	0	0	0	0	30	5	35	21	50	57	0	0	0	0	5	0	95	71	216	154
Total	3	0	190	80	106	125	178	253	441	338	745	496	80	26	4	0	487	331	937	567	3,171	2,106

Source: Police Headquarter Zanzibar

Table 2.2: Statistics of Offences, between February and March 2019

District	Drinks/Drugs		Dangerous driving		Mechanical defect		Driving without helmet		Driving without license, Insurance and road license		Dangerous loads and passengers		Failure to write the address of the vehicle owner		Forged government documents to the passenger car		Failure to wear uniforms and badges for conductor and driver at passenger car		Non-Compliance with guidelines and traffic regulations		Total	
	Feb	March	Feb	March	Feb	March	Feb	March	Feb	March	Feb	March	Feb	March	Feb	March	Feb	March	Feb	March	Feb	March
Kaskazini 'A'	0	0	5	6	7	4	3	2	21	20	57	60	0	0	0	0	0	14	35	24	128	130
Kaskazini 'B'	0	0	20	18	15	16	10	8	38	37	60	56	7	8	0	0	12	11	48	45	210	199
Kati	0	0	17	13	41	63	2	10	10	29	41	53	9	4	0	0	8	22	20	127	148	211
Kusini	0	0	0	0	0	5	0	4	3	5	15	30	0	0	0	0	3	8	7	10	28	62
Mjini	0	0	0	0	0	0	87	42	42	62	89	59	0	0	0	0	79	84	42	96	339	343
Magharibi 'A'	0	0	0	0	0	0	11	24	18	44	73	60	0	0	0	0	55	31	107	42	264	201
Magharibi 'B'	0	0	0	0	2	0	30	105	58	80	69	39	7	0	0	0	80	92	71	114	317	430
Wete	0	0	18	40	0	1	24	5	50	18	25	24	3	14	0	0	17	32	27	16	164	150
Micheweni	0	0	2	1	2	3	5	9	14	22	23	21	0	0	0	0	13	4	12	8	71	68
Chake chake	0	0	5	2	2	33	41	39	16	0	46	37	0	0	0	0	13	33	20	14	143	158
Mkoani	0	0	0	0	0	0	9	5	18	21	32	57	0	0	0	0	30	0	29	71	118	154
Total	0	0	67	80	69	125	222	253	288	338	530	496	26	26	0	0	310	331	418	567	1,930	2,106

Source: Police Headquarter Zanzibar

Explanatory Note

A road accident refers to any accident involving at least one road vehicle, occurring on a road open to public circulation, and in which at least one person is injured or killed. According to Penal Act no. 6/2004 Act to repeal the Penal Decree, chapter 13 of the law of Zanzibar limitation as time to death is defined as Killed persons are accident victims who die immediately or within 366 days following the accident. Injured persons are accident victims having suffered trauma requiring medical treatment with or without hospitalization.

Roads are primary mean of transportation. These provide human access to different places. Many people's use road for different means of transport. Some of them use vehicle, bicycle and others walk.

An offence is a crime that breaks a particular law and requires a particular punishment. Road accidents are caused by various human offenses. Many mistakes that make his appearance seem to be minor but his impact becomes great. As a result, people getting disabilities or dying

For more clarifications please contact:

*Police Headquarters Zanzibar
P.O.BOX, 237, PHQ, Zanzibar
Email:cidphqznz@gmail.com*

*Office of the Chief Government Statistician
P.O. BOX, 2321, Zanzibar
Email: zanstat@ocgs.go.tz*