

# STATISTICAL RELEASE ZANZIBAR ROAD ACCIDENTS AND OFFENCES

## STATISTICS FOR AUGUST-2019

**No:21**



*Office of Chief Government Statistician*

P.O. Box 2321, Zanzibar  
Telephone +255242231869  
Email: [zanstat@ocgs.go.tz](mailto:zanstat@ocgs.go.tz)  
Website: <http://www.ocgs.go.tz>



*Police Headquarter Zanzibar*

P.O. Box 237, PHQ Zanzibar  
Fax No: 0242231367  
Email: [cidhqznz@gmail.com](mailto:cidhqznz@gmail.com)

### Introduction

This is a monthly release which provides summary of statistics from two crime statistics areas namely road accidents and traffic offences. These statistics are released by geographical disaggregation, category and differentiated by gender

Road accidents statistics provide information on number of accidents occurred, type of victim and status of the victim after the accident. While, traffic offences statistics provide information about the road traffic offenses classified into ten broad categories.

### Objective

The main objective of the release is to provide timely road accidents and traffic offences information in Zanzibar. This information is useful for planners, policy makers and decision makers.

### 1. Road Accidents

A total of 23 accidents were reported in August, 2019 that involved 36 victims of whom 33 were males and three (3) females was reported. Among the victims, 22 were injured and 14 were died. Kati, Mjini and Magharibi A districts reported the highest number of accidents (five accidents for each), followed by Magharibi B district (four accidents). Kati and Magharibi B districts reported the highest number of 11 victims which is equivalent to more than one quarter of the total victims (30.6 percent for each) (Table 1.1).

Among the victims of the road accidents (died/injured), most of them were cyclist (15), followed by Passengers (14), pedestrian (6) and drivers (1) (Table 1.2).

The total number of accidents reported in August, 2019 decreased to 23 in August, 2019 from 39 accidents reported in August, 2018 which indicates a decreased of 41 percent, while the number

of victims decreased from 66 in August, 2018 to 36 in August, 2019. Comparing with preceding month, the number of accidents increased from 22 accidents reported in July, 2019 to 23 reported in August, 2019 (Table 1.3 and Table 1.4).

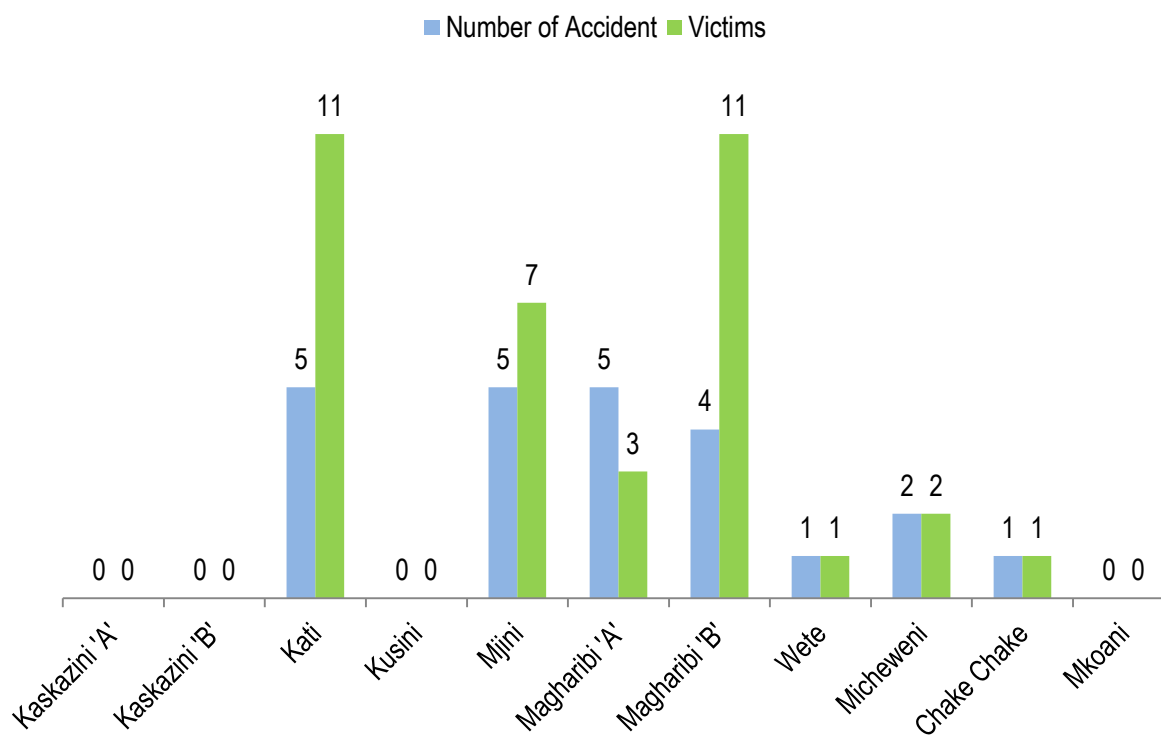
## **2. Traffic Offences**

A total of 1,645 traffic offences were reported in August, 2019 of which 1,643 offences (99.9 percent) were committed by males. “Non-compliance with guidelines and traffic regulations” (472 offences) followed by “dangerous loads and passengers” (397 offences), failure to wear uniforms and badges for conductor and driver at passenger car’ (309 offences)’ and ‘driving without license, insurance and road license’ (300 offences). The listed four offences accounted for 89.8 percent of all offences (Table 2.1).

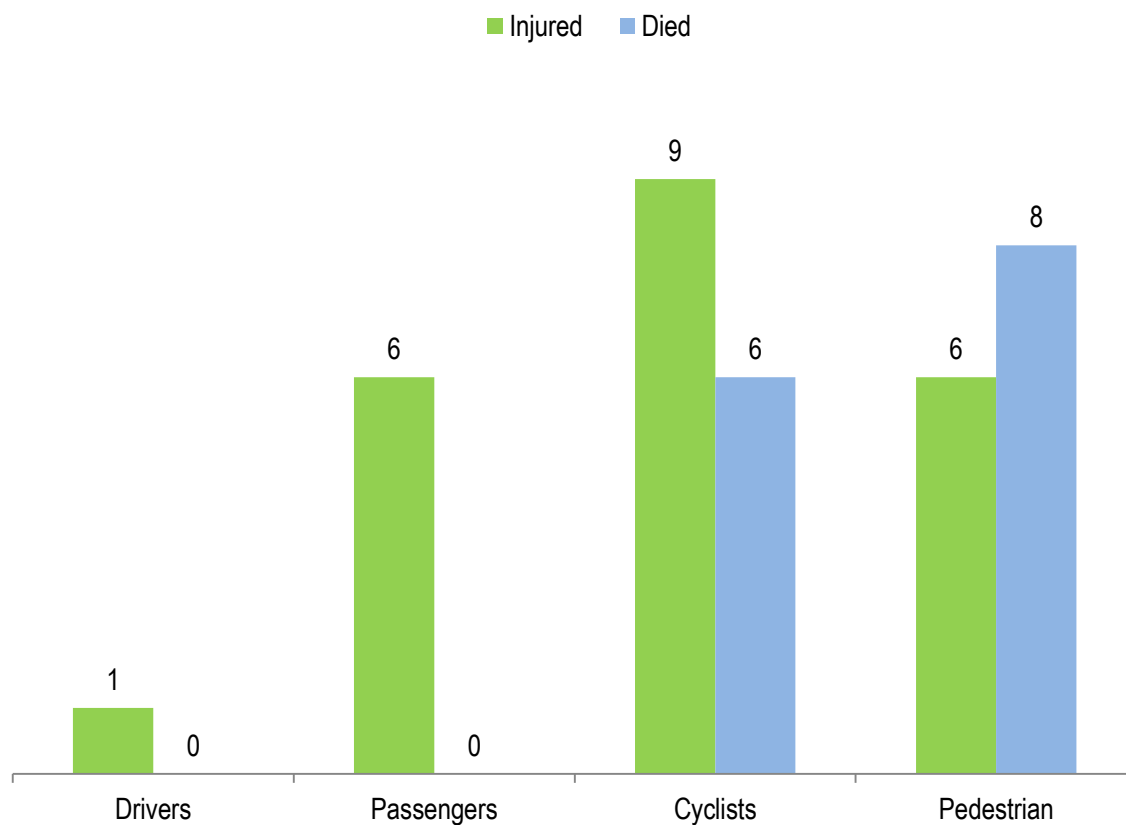
Mjini district committed the highest number of offences (298 offences) which is equivalent 18.1 percent of all offences, while Micheweni reported the least number of 30 offences (1.8 percent). The districts of Mjini Magharibi shared 44.8 percent of all offences suggesting that the region continues to be the center of road offences. Mjini district was more likely to commit offences of ‘non-compliance with guidelines and traffic regulations’ (89 offences), ‘failure to wear uniforms and badges for conductor and driver at passenger car’ and ‘driving without license, insurance and road license’ (64 offences for each). Magharibi B district was most likely to commit offences of ‘Dangerous loads and passengers’ (41 offences) and ‘driving without license, insurance and road license’ (37 offences) while Kati district was more likely to commit offences of ‘non-compliance with guidelines and traffic regulations’ (82 offences) ‘dangerous loads and passengers’ (80 offences) and ‘mechanical defect’ (30 offences). All districts in Mjini Magharibi region committed more offences on ‘non-compliance with guidelines and traffic regulations’, ‘driving without license, insurance and road license’, driving without helmet’ and ‘dangerous loads and passengers’ (Table 2.1 and 2.2).

A total number of offences reported in August, 2019 decreased to 1,645 offences in August, 2019 from 2,702 offences in August, 2018 which indicates a decreasing of 39.1 percent. Compared with previous month, the number offences reported August in 2019 decreased to 1,645 offences from 1,749 offences reported in July, 2019 which indicates decreasing of 5.9 percent (Table 2.2).

**Figure 1.1: Number of Accident and Victims by District, August 2019**



**Figure 1.2: Number of Victim of Accidents, August 2019**



**Table 1.1: Number of Reported Victims of Road Accidents by District and Sex; August, 2019**

District	No of Accident		Died				Injured				Total			
	Number	Percent	Male	Female	Total	Percent	Male	Female	Total	Percent	Male	Female	Total	Percent
Kaskazini 'A'	0	0	0	0	0	0	0	0	0	0	0	0	0	0
Kaskazini 'B'	0	0	0	0	0	0	0	0	0	0	0	0	0	0
Kati	5	22	5	0	5	35.7	5	1	6	27.3	10	1	11	30.6
Kusini	0	0	0	0	0	0	0	0	0	0	0	0	0	0
Mjini	5	22	0	0	0	0	6	1	7	31.8	6	1	7	19
Magharibi 'A'	5	22	3	0	3	21.4	0	0	0	0	3	0	3	8.3
Magharibi 'B'	4	17	5	0	5	35.7	5	1	6	27.3	10	1	11	30.6
Wete	1	4	0	0	0	0	1	0	1	4.5	1	0	1	2.8
Micheweni	2	9	0	0	0	0	2	0	2	9.1	2	0	2	5.6
Chake chake	1	4	1	0	1	7.1	0	0	0	0	1	0	1	2.8
Mkoani	0	0	0	0	0	0	0	0	0	0	0	0	0	0
<b>Total</b>	<b>23</b>	<b>100</b>	<b>14</b>	<b>0</b>	<b>14</b>	<b>100</b>	<b>19</b>	<b>3</b>	<b>22</b>	<b>100</b>	<b>33</b>	<b>3</b>	<b>36</b>	<b>100</b>

Source: Police Headquarter Zanzibar

**Table 1.2: Number of Reported Road Accident by District and Type of Victims; August 2019**

District	No. of Accident	Drivers						Passengers						Cyclists						Pedestrian					
		Died			Injured			Died			Injured			Died			Injured			Died			Injured		
		M	F	T	M	F	T	M	F	T	M	F	T	M	F	T	M	F	T	M	F	T	M	F	T
Kaskazini 'A'	0	0	0	0	0	0	0	0	0	0	0	0	0	0	0	0	0	0	0	0	0	0	0	0	0
Kaskazini 'B'	0	0	0	0	0	0	0	0	0	0	0	0	0	0	0	0	0	0	0	0	0	0	0	0	0
Kati	5	0	0	0	0	0	0	0	0	0	3	1	4	2	0	2	2	0	2	3	0	3	0	0	0
Kusini	0	0	0	0	0	0	0	0	0	0	0	0	0	0	0	0	0	0	0	0	0	0	0	0	0
Mjini	5	0	0	0	0	0	0	0	0	0	2	0	2	0	0	0	3	0	3	0	0	0	1	1	2
Magharibi 'A'	5	0	0	0	0	0	0	0	0	0	0	0	0	2	0	2	0	0	0	1	0	1	0	0	0
Magharibi 'B'	4	0	0	0	0	1	1	0	0	0	0	0	0	2	0	2	2	0	2	3	0	3	3	0	3
Wete	1	0	0	0	0	0	0	0	0	0	0	0	0	0	0	0	1	0	1	0	0	0	0	0	0
Micheweni	2	0	0	0	0	0	0	0	0	0	0	0	0	0	0	0	1	0	1	0	0	0	1	0	1
Chake chake	1	0	0	0	0	0	0	0	0	0	0	0	0	0	0	0	0	0	0	1	0	1	0	0	0
Mkoani	0	0	0	0	0	0	0	0	0	0	0	0	0	0	0	0	0	0	0	0	0	0	0	0	0
<b>Total</b>	<b>23</b>	<b>0</b>	<b>0</b>	<b>0</b>	<b>0</b>	<b>1</b>	<b>1</b>	<b>0</b>	<b>0</b>	<b>0</b>	<b>5</b>	<b>1</b>	<b>6</b>	<b>6</b>	<b>0</b>	<b>6</b>	<b>9</b>	<b>0</b>	<b>9</b>	<b>8</b>	<b>0</b>	<b>8</b>	<b>5</b>	<b>1</b>	<b>6</b>

Source: Police Headquarter Zanzibar

**Table 1.3: Statistics of Road Accidents, between August 2018 and 2019**

District	No of accidents		Victims				Drivers				Passengers				Cyclist				Pedestrians			
			Injured		Died		Injured		Died		Injured		Died		Injured		Died		Injured		Died	
	Aug-18	Aug-19	Aug-18	Aug-19	Aug-18	Aug-19	Aug-18	Aug-19	Aug-18	Aug-19	Aug-18	Aug-19	Aug-18	Aug-19	Aug-18	Aug-19	Aug-18	Aug-19	Aug-18	Aug-19	Aug-18	Aug-19
Kaskazini 'A'	3	0	5	0	1	0	0	0	0	0	5	0	0	0	0	0	1	0	0	0	0	0
Kaskazini 'B'	1	0	0	0	1	0	0	0	0	0	0	0	0	0	0	0	1	0	0	0	0	0
Kati	5	5	2	6	6	5	0	0	1	0	2	4	1	0	0	2	2	2	0	0	2	3
Kusini	2	0	7	0	5	0	1	0	0	0	4	0	4	0	2	0	1	0	0	0	0	0
Mjini	8	5	5	7	1	0	1	0	0	0	0	2	0	0	4	3	1	0	0	2	0	0
Magharibi 'A'	7	5	8	0	2	3	2	0	0	0	0	0	0	0	4	0	2	2	2	0	0	1
Magharibi 'B'	11	4	13	6	7	5	1	1	0	0	5	0	1	0	1	2	1	2	6	3	5	3
Wete	1	1	1	1	0	0	0	0	0	0	0	0	0	0	0	1	0	0	1	0	0	0
Micheweni	0	2	0	2	0	0	0	0	0	0	0	0	0	0	0	1	0	0	0	1	0	0
Chake chake	1	1	1	0	1	1	0	0	0	0	0	0	0	0	1	0	1	0	0	0	0	1
Mkoani	0	0	0	0	0	0	0	0	0	0	0	0	0	0	0	0	0	0	0	0	0	0
<b>Total</b>	<b>39</b>	<b>23</b>	<b>42</b>	<b>22</b>	<b>24</b>	<b>14</b>	<b>5</b>	<b>1</b>	<b>1</b>	<b>0</b>	<b>16</b>	<b>6</b>	<b>6</b>	<b>0</b>	<b>12</b>	<b>9</b>	<b>10</b>	<b>6</b>	<b>9</b>	<b>6</b>	<b>7</b>	<b>8</b>

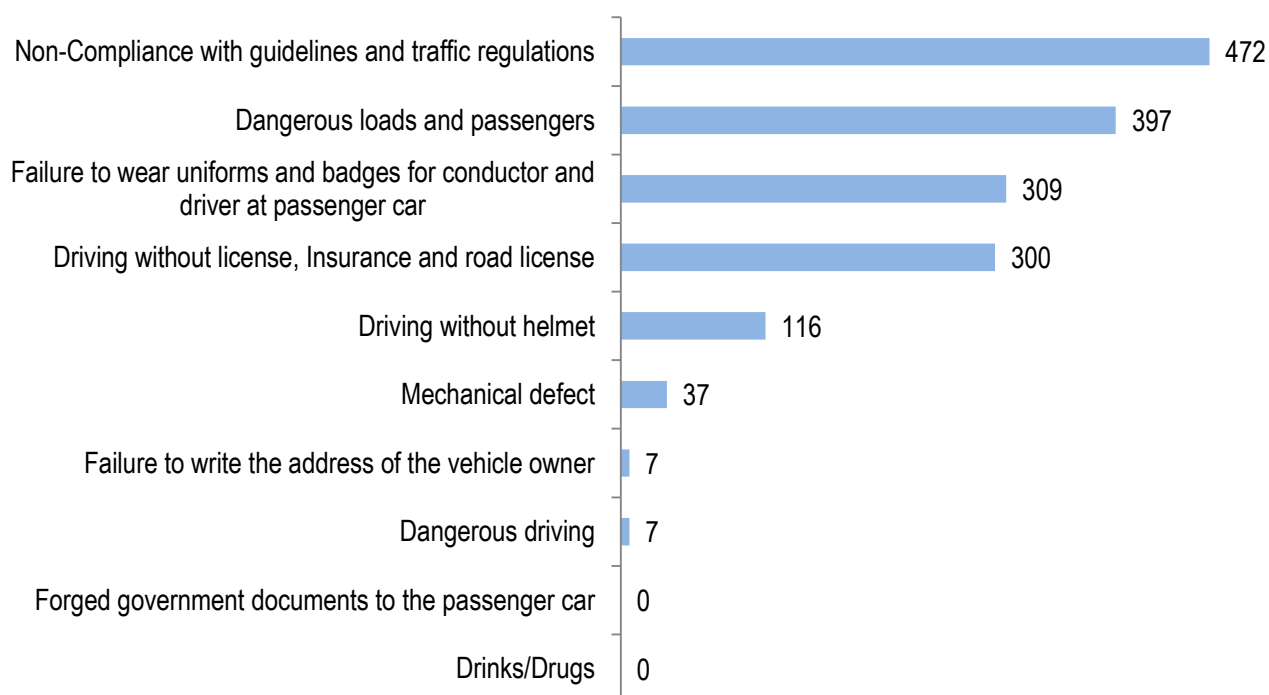
Source: Police Headquarter Zanzibar

**Table 1.4: Statistics of Road Accidents, between July and August, 2019**

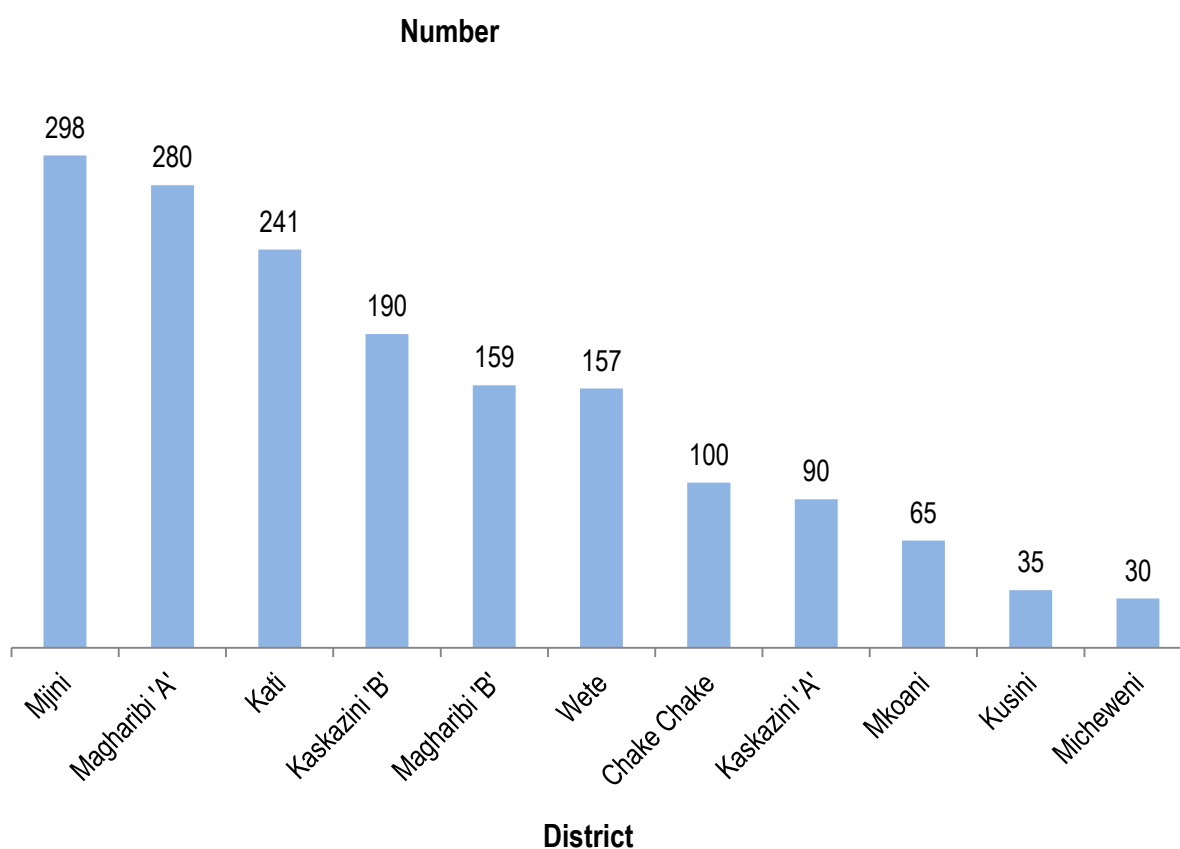
District	No of Accident		Victims				Drivers				Passengers				Cyclists				Pedestrian			
			Injured		Died		Injured		Died		Injured		Died		Injured		Died		Injured		Died	
	July	August	July	August	July	August	July	August	July	August	July	August	July	August	July	August	July	August	July	August	July	August
Kaskazini 'A'	1	0	1	0	0	0	0	0	0	0	0	0	0	0	0	0	0	0	1	0	0	0
Kaskazini 'B'	3	0	1	0	3	0	0	0	0	0	0	0	0	0	1	0	2	0	0	0	1	0
Kati	4	5	6	6	3	5	1	0	0	0	4	4	0	0	1	2	3	2	0	0	0	3
Kusini	3	0	3	0	7	0	0	0	1	0	1	0	3	0	2	0	3	0	0	0	0	0
Mjini	2	5	3	7	0	0	1	0	0	0	1	2	0	0	1	3	0	0	0	2	0	0
Magharibi 'A'	4	5	2	0	3	3	0	0	0	0	0	0	0	0	2	0	2	2	0	0	1	1
Magharibi 'B'	2	4	2	6	0	5	0	1	0	0	0	0	0	0	2	2	0	2	0	3	0	3
Wete	2	1	2	1	0	0	0	0	0	0	0	0	0	0	0	1	0	0	2	0	0	0
Micheweni	1	2	1	2	1	0	0	0	0	0	0	0	0	0	1	1	1	0	0	1	0	0
Chake Chake	0	1	0	0	0	1	0	0	0	0	0	0	0	0	0	0	0	0	0	0	0	1
Mkoani	0	0	0	0	0	0	0	0	0	0	0	0	0	0	0	0	0	0	0	0	0	0
<b>Total</b>	<b>22</b>	<b>23</b>	<b>21</b>	<b>22</b>	<b>17</b>	<b>14</b>	<b>2</b>	<b>1</b>	<b>1</b>	<b>0</b>	<b>6</b>	<b>6</b>	<b>3</b>	<b>0</b>	<b>10</b>	<b>9</b>	<b>11</b>	<b>6</b>	<b>3</b>	<b>6</b>	<b>2</b>	<b>8</b>

Source: Police Headquarter Zanzibar

**Figure 2.1: Number of Offences by Type, August 2019**



**Figure 2.2: Number of Offences by Districts, August 2019**





**Table 2.1: Reported Traffic Offences by District and Sex, August, 2019**

District	Drinks/Drugs			Dangerous driving			Mechanical defect			Driving without helmet			Driving without license, Insurance and road license		
	Male	Female	Total	Male	Female	Total	Male	Female	Total	Male	Female	Total	Male	Female	Total
Kaskazini 'A'	0	0	0	1	0	1	3	0	3	1	0	1	13	0	13
Kaskazini 'B'	0	0	0	2	0	2	4	0	4	3	0	3	17	0	17
Kati	0	0	0	0	0	0	30	0	30	3	0	3	8	0	8
Kusini	0	0	0	0	0	0	0	0	0	1	0	1	8	0	8
Mjini	0	0	0	0	0	0	0	0	0	42	0	42	63	1	64
Magharibi 'A'	0	0	0	0	0	0	0	0	0	24	0	24	63	0	63
Magharibi 'B'	0	0	0	0	0	0	0	0	0	15	0	15	37	0	37
Wete	0	0	0	3	0	3	0	0	0	18	0	18	45	0	45
Micheweni	0	0	0	1	0	1	0	0	0	2	0	2	11	0	11
Chake chake	0	0	0	0	0	0	0	0	0	5	0	5	21	0	21
Mkoani	0	0	0	0	0	0	0	0	0	2	0	2	13	0	13
<b>Total</b>	<b>0</b>	<b>0</b>	<b>0</b>	<b>7</b>	<b>0</b>	<b>7</b>	<b>37</b>	<b>0</b>	<b>37</b>	<b>116</b>	<b>0</b>	<b>116</b>	<b>299</b>	<b>1</b>	<b>300</b>

Source: Police Headquarter Zanzibar

Cont..... Table 2.1: Reported Traffic Offences by District and Sex, August, 2019

District	Dangerous loads and passengers			Failure to write the address of the vehicle owner			Forged government documents to the passenger car			Failure to wear uniforms and badges for conductor and driver at passenger car			Non-Compliance with guidelines and traffic regulations			Total		
	Male	Female	Total	Male	Female	Total	Male	Female	Total	Male	Female	Total	Male	Female	Total	Male	Female	Total
Kaskazini 'A'	31	0	31	1	0	1	0	0	0	12	0	12	28	0	28	90	0	90
Kaskazini 'B'	78	0	78	1	0	1	0	0	0	42	0	42	43	0	43	190	0	190
Kati	80	0	80	0	0	0	0	0	0	38	0	38	82	0	82	241	0	241
Kusini	14	0	14	0	0	0	0	0	0	7	0	7	5	0	5	35	0	35
Mjini	39	0	39	0	0	0	0	0	0	64	0	64	89	0	89	297	1	298
Magharibi 'A'	31	0	31	0	0	0	0	0	0	69	0	69	93	0	93	280	0	280
Magharibi 'B'	41	0	41	0	0	0	0	0	0	36	0	36	30	0	30	159	0	159
Wete	28	0	28	5	0	5	0	0	0	13	0	13	45	0	45	157	0	157
Micheweni	10	0	10	0	0	0	0	0	0	0	0	0	6	0	6	30	0	30
Chake chake	22	0	22	0	0	0	0	0	0	19	0	19	33	0	33	100	0	100
Mkoani	23	0	23	0	0	0	0	0	0	9	0	9	17	1	18	64	1	65
<b>Total</b>	<b>397</b>	<b>0</b>	<b>397</b>	<b>7</b>	<b>0</b>	<b>7</b>	<b>0</b>	<b>0</b>	<b>0</b>	<b>309</b>	<b>0</b>	<b>309</b>	<b>471</b>	<b>1</b>	<b>472</b>	<b>1,643</b>	<b>2</b>	<b>1,645</b>

Source: Police Headquarter Zanzibar

**Table 2.2: Statistics of Traffic Offences, between August 2018 and 2019**

District	Drinks/Drugs		Dangerous driving		Mechanical defect		Driving without helmet		Driving without license, Insurance and road license		Dangerous loads and passengers		Failure to write the address of the vehicle owner		Forged government documents to the passenger car		Failure to wear uniforms and badges for conductor and driver at passenger car		Non-Compliance with guidelines and traffic regulations		Total	
	Aug-18	Aug-19	Aug-18	Aug-19	Aug-18	Aug-19	Aug-18	Aug-19	Aug-18	Aug-19	Aug-18	Aug-19	Aug-18	Aug-19	Aug-18	Aug-19	Aug-18	Aug-19	Aug-18	Aug-19	Aug-18	Aug-19
Kaskazini 'A'	0	0	7	1	9	3	3	1	22	13	49	31	0	1	0	0	7	12	60	28	157	90
Kaskazini 'B'	0	0	29	2	36	4	47	3	39	17	69	78	6	1	0	0	0	42	21	43	247	190
Kati	0	0	37	0	68	30	15	3	20	8	182	80	7	0	0	0	42	38	19	82	390	241
Kusini	0	0	0	0	2	0	4	1	8	8	8	14	0	0	0	0	0	7	8	5	30	35
Mjini	4	0	0	0	0	0	20	42	42	64	120	39	10	0	0	0	98	64	258	89	552	298
Magharibi 'A'	0	0	0	0	0	0	35	24	92	63	54	31	0	0	0	0	41	69	20	93	242	280
Magharibi 'B'	0	0	0	0	0	0	61	15	70	37	68	41	14	0	0	0	96	36	256	30	565	159
Wete	0	0	28	3	18	0	5	18	11	45	56	28	11	5	0	0	8	13	87	45	224	157
Micheweni	0	0	0	1	3	0	4	2	12	11	7	10	1	0	0	0	5	0	24	6	56	30
Chake chake	0	0	2	0	10	0	10	5	36	21	53	22	0	0	0	0	10	19	13	33	134	100
Mkoani	0	0	0	0	5	0	7	2	21	13	42	23	0	0	0	0	10	9	20	18	105	65
<b>Total</b>	<b>4</b>	<b>0</b>	<b>103</b>	<b>7</b>	<b>151</b>	<b>37</b>	<b>211</b>	<b>116</b>	<b>373</b>	<b>300</b>	<b>708</b>	<b>397</b>	<b>49</b>	<b>7</b>	<b>0</b>	<b>0</b>	<b>317</b>	<b>309</b>	<b>786</b>	<b>472</b>	<b>2,702</b>	<b>1,645</b>

Source: Police Headquarter Zanzibar

**Table 2.2: Statistics of Traffic Offences between, July and August 2019**

District	Drinks/Drugs		Dangerous driving		Mechanical defect		Driving without helmet		Driving without license, Insurance and road license		Dangerous loads and passengers		Failure to write the address of the vehicle owner		Forged government documents to the passenger car		Failure to wear uniforms and badges for conductor and driver at passenger car		Non-Compliance with guidelines and traffic regulations		Total	
	July	August	July	August	July	August	July	August	July	August	July	August	July	August	July	August	July	August	July	August	July	August
Kaskazini 'A'	0	0	0	1	1	3	0	1	27	13	52	31	0	1	0	0	12	12	20	28	112	90
Kaskazini 'B'	0	0	0	2	2	4	3	3	17	17	99	78	1	1	0	0	77	42	25	43	224	190
Kati	0	0	2	0	25	30	5	3	10	8	35	80	0	0	0	0	45	38	99	82	221	241
Kusini	0	0	0	0	4	0	0	1	8	8	5	14	0	0	0	0	10	7	7	5	34	35
Mjini	0	0	0	0	0	0	38	42	49	64	106	39	0	0	0	0	73	64	135	89	401	298
Magharibi 'A'	0	0	0	0	4	0	34	24	51	63	44	31	2	0	0	0	30	69	42	93	207	280
Magharibi 'B'	0	0	0	0	0	0	52	15	55	37	25	41	15	0	0	0	30	36	53	30	230	159
Wete	0	0	7	3	10	0	23	18	46	45	23	28	2	5	0	0	11	13	31	45	153	157
Micheweni	0	0	0	1	3	0	1	2	5	11	6	10	0	0	0	0	0	0	0	6	15	30
Chake chake	0	0	0	0	0	0	5	5	21	21	2	22	1	0	1	0	19	19	19	33	68	100
Mkoani	0	0	0	0	0	0	0	2	18	13	31	23	0	0	0	0	17	9	18	18	84	65
<b>Total</b>	<b>0</b>	<b>0</b>	<b>9</b>	<b>7</b>	<b>49</b>	<b>37</b>	<b>161</b>	<b>116</b>	<b>307</b>	<b>300</b>	<b>428</b>	<b>397</b>	<b>21</b>	<b>7</b>	<b>1</b>	<b>0</b>	<b>324</b>	<b>309</b>	<b>449</b>	<b>472</b>	<b>1,749</b>	<b>1,645</b>

Source: Police Headquarter Zanzibar

## **Explanatory Note**

A road accident refers to any accident involving at least one road vehicle, occurring on a road open to public circulation, and in which at least one person is injured or killed. According to Penal Act no. 6/2004 Act to repeal the Penal Decree, chapter 13 of the law of Zanzibar limitation as time to death is defined as Killed persons are accident victims who die immediately or within 366 days following the accident. Injured persons are accident victims having suffered trauma requiring medical treatment with or without hospitalization.

Roads are primary mean of transportation. These provide human access to different places. Many people's use road for different means of transport. Some of them use vehicle, bicycle and others walk.

An offence is a crime that breaks a particular law and requires a particular punishment. Road accidents are caused by various human offenses. Many mistakes that make his appearance seem to be minor but his impact becomes great. As a result, people getting disabilities or dying

**For more clarifications please contact:**

*Police Headquarters Zanzibar  
P.O.BOX, 237, PHQ, Zanzibar  
Email:cidphqznz@gmail.com*

*Office of the Chief Government Statistician  
P.O. BOX, 2321, Zanzibar  
Email: zanstat@ocgs.go.tz*