

STATISTICAL RELEASE ZANZIBAR ROAD ACCIDENTS AND OFFENCES

STATISTICS FOR SEPTEMBER -2019

No:22



Office of Chief Government Statistician

P.O. Box 2321, Zanzibar
Telephone +255242231869
Email: zanstat@ocgs.go.tz
Website: <http://www.ocgs.go.tz>



Police Headquarter Zanzibar

P. O. Box 237, PHQ Zanzibar
Fax No: 0242231367
Email: cidhqznz@gmail.com

Introduction

This is a monthly release which provides summary of statistics from two crime statistics areas namely road accidents and traffic offences. These statistics are released by geographical disaggregation, category and differentiated by gender

Road accidents statistics provide information on number of accidents occurred, type of victim and status of the victim after the accident. While, traffic offences statistics provide information about the road traffic offenses classified into ten broad categories.

Objective

The main objective of the release is to provide timely road accidents and traffic offences information in Zanzibar. This information is useful for planners, policy makers and decision makers.

1. Road Accidents

A total of 27 accidents were reported in September, 2019 that involved 58 victims of whom 45 were males and 13 females was reported. Among the victims, 41 were injured and 17 were died. Mjini district reported the highest number of accidents (eight accidents), followed by Magharibi A, Wete and Chake Chake districts (four accidents for each). Wete district reported the highest number of 17 victims which is equivalent to more than one quarter of the total victims (29.3 percent for each) (Table 1.1).

Among the victims of the road accidents (died/injured), most of them were Passengers (27), followed by cyclist (19), pedestrian (7) and drivers (5) (Table 1.2).

The total number of accidents reported in September, 2019 increased to 27 in September, 2019 from 20 accidents reported in September, 2018 which indicates an increasing of 35 percent, while

the number of victims increased from 28 in September, 2018 to 58 in September, 2019. Comparing with preceding month, the number of accidents increased from 23 accidents reported in August, 2019 to 27 reported in September, 2019 (Table 1.3 and Table 1.4).

2. Traffic Offences

A total of 1,853 traffic offences were reported in September, 2019 of which all offences were committed by males. ‘Non-compliance with guidelines and traffic regulations’ (634 offences) followed by ‘dangerous loads and passengers’ (444 offences), ‘driving without license, insurance and road license’ (252 offences) and failure to wear uniforms and badges for conductor and driver at passenger car’ (233 offences)’. The listed four offences accounted for 84.3 percent of all offences (Table 2.1).

Magharibi B district committed the highest number of offences (345 offences) which is equivalent 18.6 percent of all offences, while Kusini reported the least number of 35 offences (1.9 percent). The districts of Mjini Magharibi shared 41.4 percent of all offences suggesting that the region continues to be the center of road offences. Mjini district was more likely to commit offences of ‘driving without helmet’ (62 offences), ‘non-compliance with guidelines and traffic regulations’ (59 offences), ‘dangerous loads and passengers’ (53 offences), and ‘failure to wear uniforms and badges for conductor and driver at passenger car’ (48 offences for each). Magharibi B district was most likely to commit offences of ‘non-compliance with guidelines and traffic regulations’ (173 offences), and ‘failure to wear uniforms and badges for conductor and driver at passenger car’ (82 offences) while Kati district was more likely to commit offences of ‘non-compliance with guidelines and traffic regulations’ (139 offences) and dangerous loads and passengers’(85 offences) .All districts in Mjini Magharibi region committed more offences on ‘failure to wear uniforms and badges for conductor and driver at passenger car’, ‘non-compliance with guidelines and traffic regulations’, ‘driving without license, insurance and road license’, ‘driving without helmet’ and ‘dangerous loads and passengers’(Table 2.1).

A total number of offences reported in September, 2019 decreased to 1,853 offences in September, 2019 from 2,741 offences in September, 2018 which indicates a decreasing of 32.4 percent. Compared with previous month, the number offences reported September in 2019 increased to 1,853 offences from 1,645 offences reported in August, 2019 which indicates increasing of 12.6 percent (Table 2.2).

Figure 1.1: Number of Accidents and Victims by District, September 2019

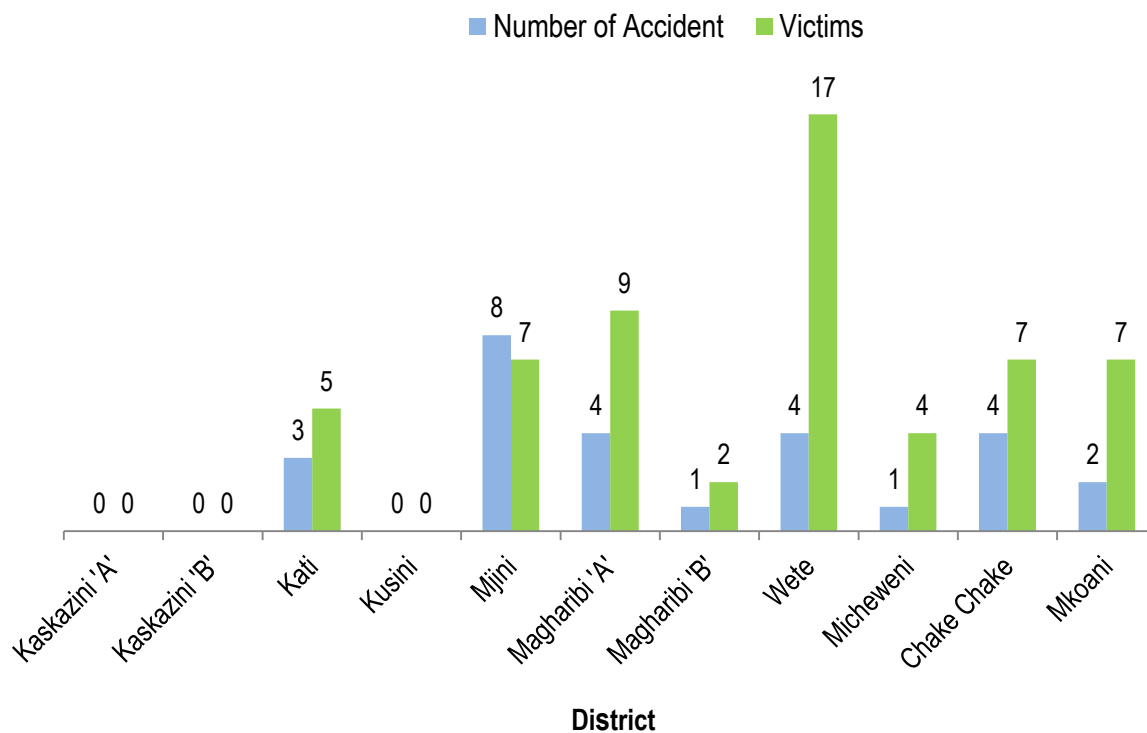


Figure 1.2: Number of Victim of Accidents, September 2019

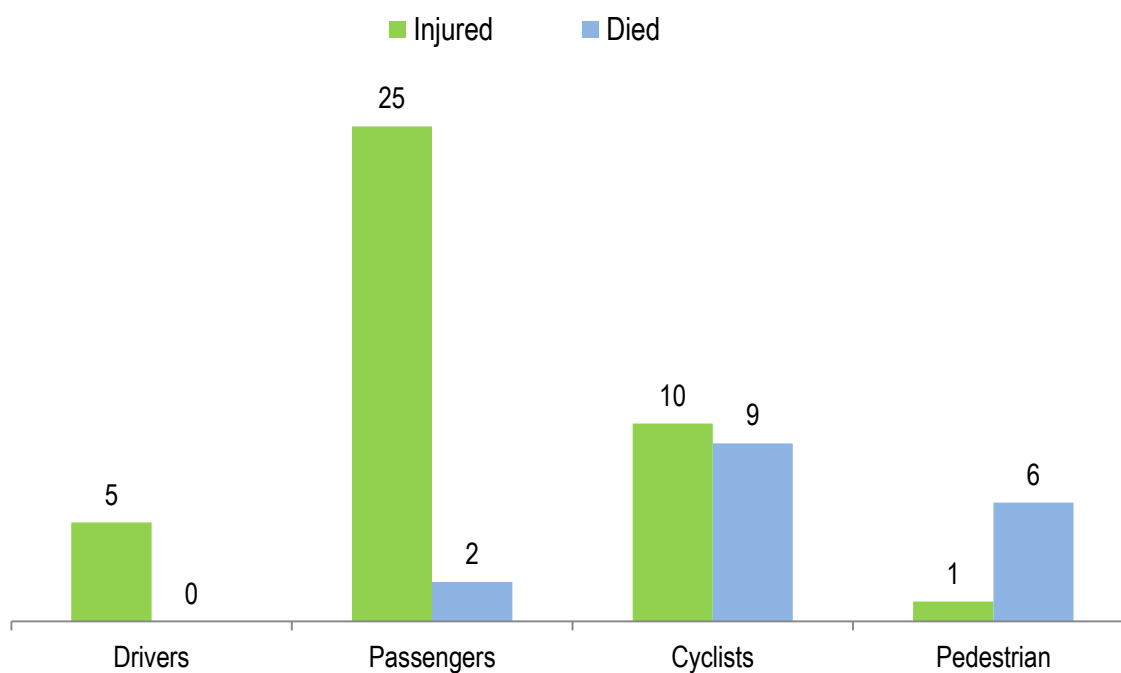


Table 1.1: Number of Reported Victims of Road Accidents by District and Sex; September, 2019

District	Number of accidents		Died				Injured				Total			
	Number	Percent	Male	Female	Total	Percent	Male	Female	Total	Percent	Male	Female	Total	Percent
Kaskazini 'A'	0	0	0	0	0	0	0	0	0	0	0	0	0	0
Kaskazini 'B'	0	0	0	0	0	0	0	0	0	0	0	0	0	0
Kati	3	11	4	0	4	23.5	1	0	1	2.4	5	0	5	8.6
Kusini	0	0	0	0	0	0	0	0	0	0	0	0	0	0
Mjini	8	30	2	0	2	11.8	3	2	5	12.2	5	2	7	12.1
Magharibi 'A'	4	15	2	0	2	11.8	4	3	7	17.1	6	3	9	15.5
Magharibi 'B'	1	4	1	0	1	5.9	1	0	1	2.4	2	0	2	3.4
Wete	4	15	1	0	1	5.9	11	5	16	39	12	5	17	29.3
Micheweni	1	4	0	0	0	0	4	0	4	9.8	4	0	4	6.9
Chake chake	4	15	3	3	6	35.3	1	0	1	2.4	4	3	7	12.1
Mkoani	2	7	1	0	1	5.9	6	0	6	14.6	7	0	7	12.1
Total	27	100	14	3	17	100	31	10	41	100	45	13	58	100

Source: Police Headquarter Zanzibar

Table 1.2: Number of Reported Road Accident by District and Type of Victims; September 2019

District	Number of Accidents	Drivers						Passengers						Cyclists						Pedestrian					
		Died			Injured			Died			Injured			Died			Injured			Died			Injured		
		M	F	T	M	F	T	M	F	T	M	F	T	M	F	T	M	F	T	M	F	T	M	F	T
Kaskazini 'A'	0	0	0	0	0	0	0	0	0	0	0	0	0	0	0	0	0	0	0	0	0	0	0	0	0
Kaskazini 'B'	0	0	0	0	0	0	0	0	0	0	0	0	0	0	0	0	0	0	0	0	0	0	0	0	0
Kati	3	0	0	0	0	0	0	0	0	0	0	0	0	2	0	2	1	0	1	2	0	2	0	0	0
Kusini	0	0	0	0	0	0	0	0	0	0	0	0	0	0	0	0	0	0	0	0	0	0	0	0	0
Mjini	8	0	0	0	1	0	1	0	0	0	1	2	3	1	0	1	1	0	1	1	0	1	0	0	0
Magharibi 'A'	4	0	0	0	0	0	0	0	0	0	0	3	3	1	0	1	4	0	4	1	0	1	0	0	0
Magharibi 'B'	1	0	0	0	0	0	0	0	0	0	0	0	0	1	0	1	1	0	1	0	0	0	0	0	0
Wete	4	0	0	0	0	0	0	0	0	0	9	4	13	0	0	0	2	0	2	1	0	1	0	1	1
Micheweni	1	0	0	0	0	0	0	0	0	0	4	0	4	0	0	0	0	0	0	0	0	0	0	0	0
Chake chake	4	0	0	0	0	0	0	1	1	2	0	0	0	2	2	4	1	0	1	0	0	0	0	0	0
Mkoani	2	0	0	0	4	0	4	0	0	0	2	0	2	0	0	0	0	0	0	1	0	1	0	0	0
Total	27	0	0	0	5	0	5	1	1	2	16	9	25	7	2	9	10	0	10	6	0	6	0	1	1

Source: Police Headquarter Zanzibar

Table 1.3: Statistics of Road Accidents, between September 2018 and 2019

District	Number of accidents		Victims				Drivers				Passengers				Cyclist				Pedestrians			
			Injured		Died		Injured		Died		Injured		Died		Injured		Died		Injured		Died	
	Sep-18	Sep-19	Sep-18	Sep-19	Sep-18	Sep-19	Sep-18	Sep-19	Sep-18	Sep-19	Sep-18	Sep-19	Sep-18	Sep-19	Sep-18	Sep-19	Sep-18	Sep-19	Sep-18	Sep-19	Sep-18	Sep-19
Kaskazini 'A'	2	0	1	0	2	0	0	0	0	0	1	0	1	0	0	0	1	0	0	0	0	0
Kaskazini 'B'	0	0	0	0	0	0	0	0	0	0	0	0	0	0	0	0	0	0	0	0	0	0
Kati	1	3	0	1	1	4	0	0	0	0	0	0	0	0	0	1	1	2	0	0	0	2
Kusini	0	0	0	0	0	0	0	0	0	0	0	0	0	0	0	0	0	0	0	0	0	0
Mjini	5	8	2	5	3	2	0	1	0	0	0	3	0	0	1	1	3	1	1	0	0	1
Magharibi 'A'	5	4	7	7	2	2	2	0	0	0	4	3	0	0	0	4	0	1	1	0	2	1
Magharibi 'B'	5	1	4	1	4	1	0	0	1	0	0	0	0	0	2	1	1	1	2	0	2	0
Wete	1	4	0	16	0	1	0	0	0	0	0	13	0	0	0	2	0	0	0	1	0	1
Micheweni	0	1	0	4	0	0	0	0	0	0	0	4	0	0	0	0	0	0	0	0	0	0
Chake chake	1	4	1	1	1	6	0	0	0	0	0	0	0	2	0	1	1	4	1	0	0	0
Mkoani	0	2	0	6	0	1	0	4	0	0	0	2	0	0	0	0	0	0	0	0	0	1
Total	20	27	15	41	13	17	2	5	1	0	5	25	1	2	3	10	7	9	5	1	4	6

Source: Police Headquarter Zanzibar

Table 1.4: Statistics of Road Accidents, between August and September, 2019

District	Number of accidents		Victims				Drivers				Passengers				Cyclists				Pedestrian			
			Injured		Died		Injured		Died		Injured		Died		Injured		Died		Injured		Died	
	Aug	Sept	Aug	Sept	Aug	Sept	Aug	Sept	Aug	Sept	Aug	Sept	Aug	Sept	Aug	Sept	Aug	Sept	Aug	Sept	Aug	Sept
Kaskazini 'A'	0	0	0	0	0	0	0	0	0	0	0	0	0	0	0	0	0	0	0	0	0	0
Kaskazini 'B'	0	0	0	0	0	0	0	0	0	0	0	0	0	0	0	0	0	0	0	0	0	0
Kati	5	3	6	1	5	4	0	0	0	0	4	0	0	0	2	1	2	2	0	0	3	2
Kusini	0	0	0	0	0	0	0	0	0	0	0	0	0	0	0	0	0	0	0	0	0	0
Mjini	5	8	7	5	0	2	0	1	0	0	2	3	0	0	3	1	0	1	2	0	0	1
Magharibi 'A'	5	4	0	7	3	2	0	0	0	0	0	3	0	0	0	4	2	1	0	0	1	1
Magharibi 'B'	4	1	5	1	5	1	1	0	0	0	0	0	0	0	2	1	2	1	3	0	3	0
Wete	1	4	1	16	0	1	0	0	0	0	0	13	0	0	1	2	0	0	0	1	0	1
Micheweni	2	1	2	4	0	0	0	0	0	0	0	4	0	0	1	0	0	0	1	0	0	0
Chake Chake	1	4	0	1	1	6	0	0	0	0	0	0	0	2	0	1	0	4	0	0	1	0
Mkoani	0	2	0	6	0	1	0	4	0	0	0	2	0	0	0	0	0	0	0	0	0	1
Total	23	27	21	41	14	17	1	5	0	0	6	25	0	2	9	10	6	9	6	1	8	6

Source: Police Headquarter Zanzibar

Figure 2.1: Number of Offences by Type, September 2019

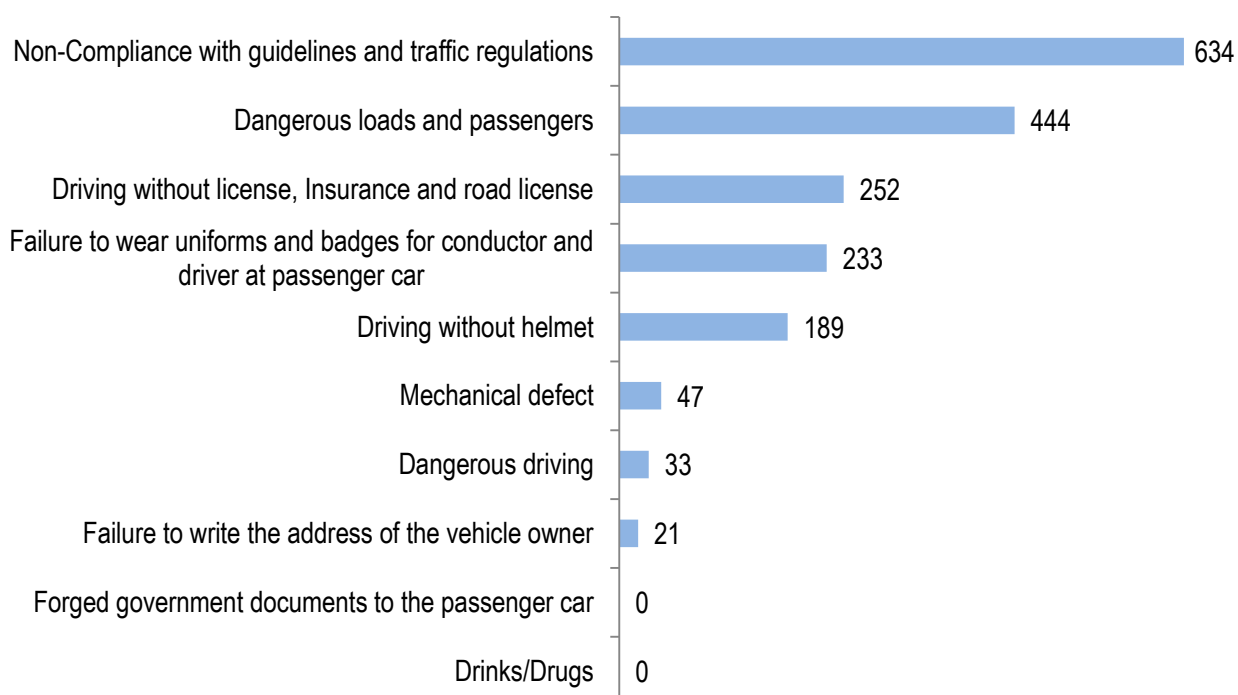


Figure 2.2: Number of Offences by Districts, September 2019

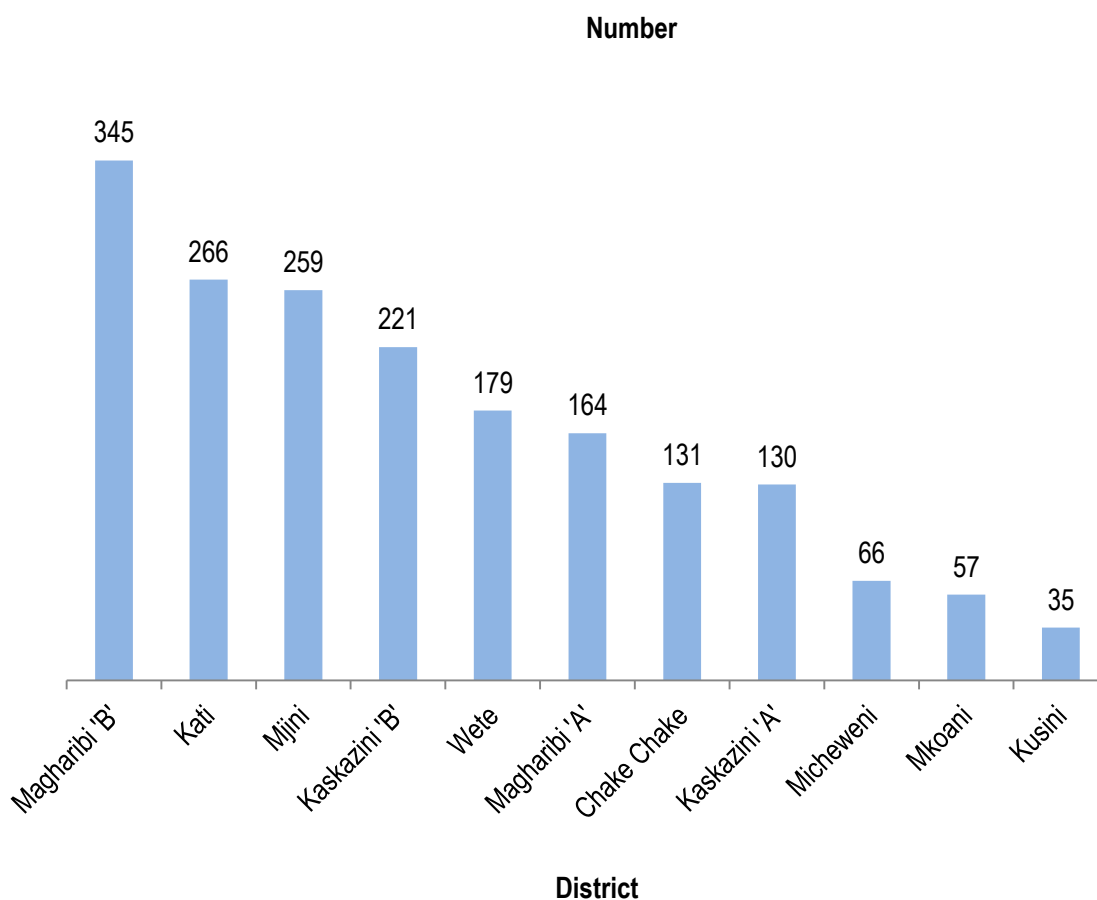


Table 2.1: Reported Traffic Offences by District and Sex, September, 2019

District	Drinks/Drugs			Dangerous driving			Mechanical defect			Driving without helmet			Driving without license, Insurance and road license		
	Male	Female	Total	Male	Female	Total	Male	Female	Total	Male	Female	Total	Male	Female	Total
Kaskazini 'A'	0	0	0	3	0	3	20	0	20	0	0	0	20	0	20
Kaskazini 'B'	0	0	0	0	0	0	13	0	13	15	0	15	42	0	42
Kati	0	0	0	0	0	0	7	0	7	5	0	5	28	0	28
Kusini	0	0	0	0	0	0	0	0	0	1	0	1	8	0	8
Mjini	0	0	0	0	0	0	0	0	0	62	0	62	37	0	37
Magharibi 'A'	0	0	0	0	0	0	0	0	0	27	0	27	17	0	17
Magharibi 'B'	0	0	0	0	0	0	0	0	0	35	0	35	19	0	19
Wete	0	0	0	15	0	15	0	0	0	17	0	17	36	0	36
Micheweni	0	0	0	0	0	0	0	0	0	8	0	8	5	0	5
Chake chake	0	0	0	15	0	15	7	0	7	15	0	15	27	0	27
Mkoani	0	0	0	0	0	0	0	0	0	4	0	4	13	0	13
Total	0	0	0	33	0	33	47	0	47	189	0	189	252	0	252

Source: Police Headquarter Zanzibar

Cont..... Table 2.1: Reported Traffic Offences by District and Sex, September, 2019

District	Dangerous loads and passengers			Failure to write the address of the vehicle owner			Forged government documents to the passenger car			Failure to wear uniforms and badges for conductor and driver at passenger car			Non-Compliance with guidelines and traffic regulations			Total		
	Male	Female	Total	Male	Female	Total	Male	Female	Total	Male	Female	Total	Male	Female	Total	Male	Female	Total
Kaskazini 'A'	41	0	41	0	0	0	0	0	0	3	0	3	43	0	43	130	0	130
Kaskazini 'B'	73	0	73	0	0	0	0	0	0	23	0	23	55	0	55	221	0	221
Kati	85	0	85	0	0	0	0	0	0	2	0	2	139	0	139	266	0	266
Kusini	14	0	14	0	0	0	0	0	0	7	0	7	5	0	5	35	0	35
Mjini	53	0	53	0	0	0	0	0	0	48	0	48	59	0	59	259	0	259
Magharibi 'A'	35	0	35	0	0	0	0	0	0	33	0	33	52	0	52	164	0	164
Magharibi 'B'	36	0	36	0	0	0	0	0	0	82	0	82	173	0	173	345	0	345
Wete	39	0	39	1	0	1	0	0	0	18	0	18	53	0	53	179	0	179
Micheweni	19	0	19	0	0	0	0	0	0	12	0	12	22	0	22	66	0	66
Chake chake	25	0	25	20	0	20	0	0	0	0	0	0	22	0	22	131	0	131
Mkoani	24	0	24	0	0	0	0	0	0	5	0	5	11	0	11	57	0	57
Total	444	0	444	21	0	21	0	0	0	233	0	233	634	0	634	1853	0	1853

Source: Police Headquarter Zanzibar

Table 2.2: Statistics of Traffic Offences, between September 2018 and 2019

District	Drinks/Drugs		Dangerous driving		Mechanical defect		Driving without helmet		Driving without license, Insurance and road license		Dangerous loads and passengers		Failure to write the address of the vehicle owner		Forged government documents to the passenger car		Failure to wear uniforms and badges for conductor and driver at passenger car		Non-Compliance with guidelines and traffic regulations		Total	
	Sep-18	Sep-19	Sep-18	Sep-19	Sep-18	Sep-19	Sep-18	Sep-19	Sep-18	Sep-19	Sep-18	Sep-19	Sep-18	Sep-19	Sep-18	Sep-19	Sep-18	Sep-19	Sep-18	Sep-19	Sep-18	Sep-19
Kaskazini 'A'	0	0	3	3	14	20	1	0	27	20	67	41	0	0	1	0	12	3	48	43	173	130
Kaskazini 'B'	0	0	1	0	70	13	5	15	16	42	65	73	9	0	0	0	30	23	20	55	216	221
Kati	0	0	30	0	59	7	28	5	9	28	203	85	17	0	0	0	43	2	18	139	407	266
Kusini	0	0	0	0	0	0	5	1	5	8	22	14	0	0	0	0	0	7	4	5	36	35
Mjini	0	0	0	0	6	0	77	62	102	37	64	53	0	0	0	0	125	48	174	59	548	259
Magharibi 'A'	0	0	0	0	0	0	60	27	85	17	40	35	0	0	0	0	40	33	22	52	247	164
Magharibi 'B'	5	0	0	0	68	0	38	35	108	19	128	36	89	0	59	0	96	82	59	173	650	345
Wete	0	0	13	15	2	0	13	17	27	36	6	39	0	1	0	0	18	18	56	53	135	179
Micheweni	0	0	6	0	0	0	3	8	26	5	17	19	0	0	0	0	6	12	25	22	83	66
Chake chake	0	0	1	15	10	7	24	15	21	27	68	25	0	20	4	0	10	0	14	22	152	131
Mkoani	0	0	0	0	0	0	7	4	16	13	31	24	0	0	0	0	23	5	17	11	94	57
Total	5	0	54	33	229	47	261	189	442	252	711	444	115	21	64	0	403	233	457	634	2,741	1,853

Source: Police Headquarter Zanzibar

Table 2.3: Statistics of Traffic Offences between, August and September, 2019

District	Drinks/Drugs		Dangerous driving		Mechanical defect		Driving without helmet		Driving without license, Insurance and road license		Dangerous loads and passengers		Failure to write the address of the vehicle owner		Forged government documents to the passenger car		Failure to wear uniforms and badges for conductor and driver at passenger car		Non-Compliance with guidelines and traffic regulations		Total	
	Aug	Sept	Aug	Sept	Aug	Sept	Aug	Sept	Aug	Sept	Aug	Sept	Aug	Sept	Aug	Sept	Aug	Sept	Aug	Sept	Aug	Sept
Kaskazini 'A'	0	0	1	3	3	20	1	0	13	20	31	41	1	0	0	0	12	3	28	43	90	130
Kaskazini 'B'	0	0	2	0	4	13	3	15	17	42	78	73	1	0	0	0	42	23	43	55	190	221
Kati	0	0	0	0	30	7	3	5	8	28	80	85	0	0	0	0	38	2	82	139	241	266
Kusini	0	0	0	0	0	0	1	1	8	8	14	14	0	0	0	0	7	7	5	5	35	35
Mjini	0	0	0	0	0	0	42	62	64	37	39	53	0	0	0	0	64	48	89	59	298	259
Magharibi 'A'	0	0	0	0	0	0	24	27	63	17	31	35	0	0	0	0	69	33	93	52	280	164
Magharibi 'B'	0	0	0	0	0	0	15	35	37	19	41	36	0	0	0	0	36	82	30	173	159	345
Wete	0	0	3	15	0	0	18	17	45	36	28	39	5	1	0	0	13	18	45	53	157	179
Micheweni	0	0	1	0	0	0	2	8	11	5	10	19	0	0	0	0	0	12	6	22	30	66
Chake chake	0	0	0	15	0	7	5	15	21	27	22	25	0	20	0	0	19	0	33	22	100	131
Mkoani	0	0	0	0	0	0	2	4	13	13	23	24	0	0	0	0	9	5	18	11	65	57
Total	0	0	7	33	37	47	116	189	300	252	397	444	7	21	0	0	309	233	472	634	1,645	1,853

Source: Police Headquarter Zanzibar

Explanatory Note

A road accident refers to any accident involving at least one road vehicle, occurring on a road open to public circulation, and in which at least one person is injured or killed. According to Penal Act no. 6/2004 Act to repeal the Penal Decree, chapter 13 of the law of Zanzibar limitation as time to death is defined as Killed persons are accident victims who die immediately or within one year and one day (366) following the accident. Injured persons are accident victims having suffered trauma requiring medical treatment with or without hospitalization.

Roads are primary mean of transportation. These provide human access to different places. Many people's use road for different means of transport. Some of them use vehicle, bicycle and others walk.

An offence is a crime that breaks a particular law and requires a particular punishment. Road accidents are caused by various human offenses. Many mistakes that make his appearance seem to be minor but his impact becomes great. As a result, people getting disabilities or dying

For more clarifications please contact:

*Police Headquarters Zanzibar
P.O.BOX, 237, PHQ, Zanzibar
Email:cidphqznz@gmail.com*

*Office of the Chief Government Statistician
P.O. BOX, 2321, Zanzibar
Email: zanstat@ocgs.go.tz*