

# STATISTICAL RELEASE ZANZIBAR ROAD ACCIDENTS AND OFFENCES STATISTICS FOR MAY-2018

**No: 5**



*Office of the Chief Government Statistician*

P.O. Box 2321, Zanzibar  
Telephone +255242231869  
Email: [zanstat@ocgs.go.tz](mailto:zanstat@ocgs.go.tz)  
Website: <http://www.ocgs.go.tz>



*Police Headquarter Zanzibar*

P.O. Box 237, PHQ, Zanzibar  
Fax No: 0242231367  
Email: [cidphznz@gmail.com](mailto:cidphznz@gmail.com)

## Introduction

This is a monthly release which provides summary of statistics from two crime statistics areas namely road accidents and traffic offences. These statistics are released by geographical disaggregation, category and differentiated by gender.

Roads accidents statistics provide information on number of accidents occurred, type of victim and status of the victim after the accident. While, traffic offences statistics provide information about the road traffic offenses classified into ten broad categories.

## Objective

The objective of the release is to provide timely road accidents and traffic offences information in Zanzibar. This information is useful for planners, policy makers and decision makers.

### 1. Road Accidents

A total of 24 accidents was reported in May, 2018 that involved 38 victims of whom 35 were males and 3 were females. Among the victims, 26 were injured and 12 died. Magharibi B district reported the highest number of accidents (Eight accidents) followed by, Magharibi A district (four accidents) while no accidents were reported in Kusini district. Magharibi A and Magharibi B districts reported the highest number of victims (8 victims for each) even though there were four and eight accidents respectively. There is no relationship between the number of accidents occurred and victims.

Among the victims of the road accidents (died/injured), most of them were passengers (15), followed by, cyclists (13), pedestrians (8) and drivers (1) (Table 1.1, Table 1.2, Figure 1.1 and Figure 1.2).

The total number of accidents reported slightly increased to 24 in May, 2018 from 23 accidents reported in April, 2018 while the number of victims increased (52.0 percent) to 38 in May, 2018 from 25 in April, 2018 (Table 1.3).

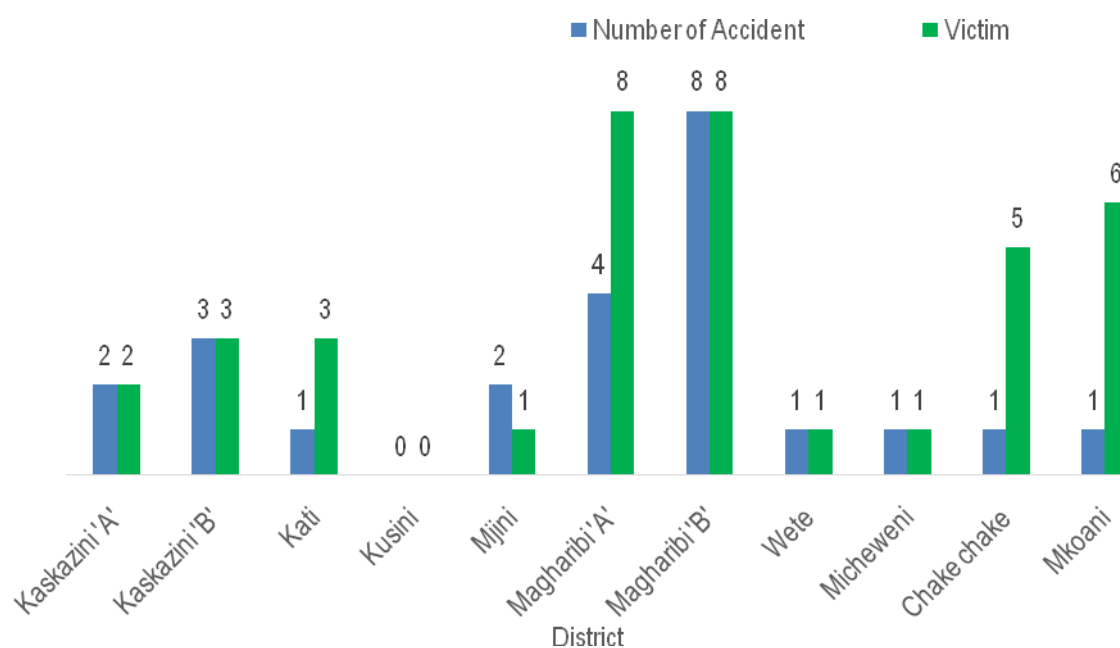
## 2. Traffic Offences

A total of 2,227 traffic offences was reported in May, 2018 of which 2,224 offences were committed by males and 3 by females. Dangerous loads and passengers' (756 offences) were highly reported followed by, non- compliance with guidelines and traffic regulations offences (617 offences), failure to wear uniforms and badges for conductor and driver at passenger car (328 offences) and driving without license, Insurance and road license (285 offences). The four accounts for three quarters (89.2 percent) of all offences. The same feature was observed in previous month.

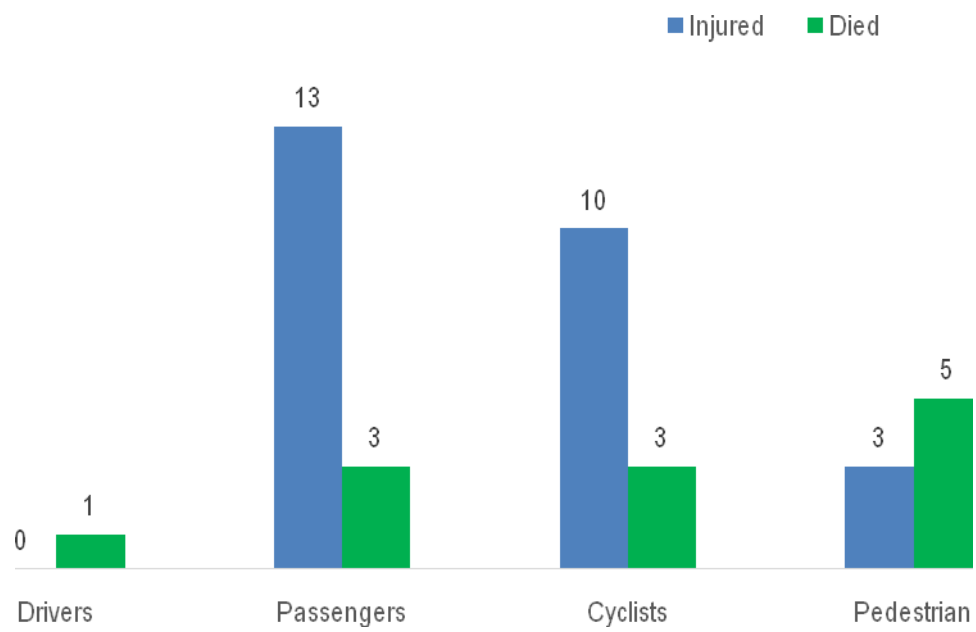
Mjini district committed more offences were 530 (23.8 percent) compared with other districts. While Kusini reported the least number of offences were 11 offences (0.5 percent) with increase in its frequencies. The districts of Mjini Magharibi shared 56.5 percent of all offences suggesting that the region continues to be the center of road offences. Kati, Wete and Chakechake districts were more likely to commit offences of non- compliance with guidelines and traffic regulations offences while all districts in Mjini Magharibi committed more of driving without licenses and other road permit offences, failure to wear uniforms and badges for conductor and driver at passenger car offences, and dangerous loads and passengers whereby, Kati district more likely to non-compliance with guidelines and traffic regulations offences (Table 2.1 and 2.2).

A total number of offences reported May in 2018 decreased to 2,227 from 2,501 reported on April in 2018 which indicates decreasing of 11.0 percent (Table 2.2)

**Figure 1.2: Number of Accident and Victims by District in Zanzibar, May 2018**



**Figure 1.2: Number of Victims of Accidents, May 2018**



**Table 1.1: Number of Reported Victims of Road Accident by District and Sex; May 2018**

District	No of Accident		Died				Injured				Total			
	Number	Percent	Male	Female	Total	Percent	Male	Female	Total	Percent	Male	Female	Total	Percent
Kaskazini 'A'	2	8.3	0	1	1	0	1	0	1	3.8	1	1	2	5.3
Kaskazini 'B'	3	12.5	1	1	2	28.6	1	0	1	3.8	2	1	3	7.9
Kati	1	4.2	1	0	1	14.3	1	1	2	7.7	2	1	3	7.9
Kusini	0	0	0	0	0	0	0	0	0	0	0	0	0	0
Mjini	2	8.3	1	0	1	14.3	0	0	0	0	1	0	1	2.6
Magharibi 'A'	4	16.7	2	0	2	28.6	6	0	6	23.1	8	0	8	21.1
Magharibi 'B'	8	33.3	3	0	3	42.9	5	0	5	19.2	8	0	8	21.1
Wete	1	4.2	0	0	0	0	1	0	1	3.8	1	0	1	2.6
Micheweni	1	4.2	1	0	1	14.3	0	0	0	0	1	0	1	2.6
Chake chake	1	4.2	0	0	0	0	5	0	5	19.2	5	0	5	13.2
Mkoani	1	4.2	1	0	1	14.3	5	0	5	19.2	6	0	6	15.8
<b>Total</b>	<b>24</b>	<b>100</b>	<b>10</b>	<b>2</b>	<b>12</b>	<b>100</b>	<b>25</b>	<b>1</b>	<b>26</b>	<b>100</b>	<b>35</b>	<b>3</b>	<b>38</b>	<b>100</b>

**Table 1.2: Number of Reported Road Accident by District and Type of Victims; May 2018**

District	No of Accident	Drivers						Passengers						Cyclists						Pedestrian					
		Died			Injured			Died			Injured			Died			Injured			Died			Injured		
		M	F	T	M	F	T	M	F	T	M	F	T	M	F	T	M	F	T	M	F	T	M	F	T
Kaskazini 'A'	2	0	0	0	0	0	0	0	0	0	0	0	0	0	0	0	0	0	0	0	1	1	1	0	1
Kaskazini 'B'	3	0	0	0	0	0	0	0	0	0	1	0	1	1	0	1	0	0	0	0	1	1	0	0	0
Kati	1	1	0	1	0	0	0	0	0	0	1	1	2	0	0	0	0	0	0	0	0	0	0	0	0
Kusini	0	0	0	0	0	0	0	0	0	0	0	0	0	0	0	0	0	0	0	0	0	0	0	0	0
Mjini	2	0	0	0	0	0	0	1	0	1	0	0	0	0	0	0	0	0	0	0	0	0	0	0	0
Magharibi 'A'	4	0	0	0	0	0	0	1	0	1	3	0	3	1	0	1	2	0	2	0	0	0	1	0	1
Magharibi 'B'	8	0	0	0	0	0	0	0	0	0	1	0	1	1	0	1	4	0	4	2	0	2	0	0	0
Wete	1	0	0	0	0	0	0	0	0	0	0	0	0	0	0	0	0	0	0	0	0	0	1	0	1
Micheweni	1	0	0	0	0	0	0	0	0	0	0	0	0	0	0	0	0	0	0	1	0	1	0	0	0
Chake Chake	1	0	0	0	0	0	0	0	0	0	5	0	5	0	0	0	0	0	0	0	0	0	0	0	0
Mkoani	1	0	0	0	0	0	0	1	0	1	1	0	1	0	0	0	4	0	4	0	0	0	0	0	0
<b>Total</b>	<b>24</b>	<b>1</b>	<b>0</b>	<b>1</b>	<b>0</b>	<b>0</b>	<b>0</b>	<b>3</b>	<b>0</b>	<b>3</b>	<b>12</b>	<b>1</b>	<b>13</b>	<b>3</b>	<b>0</b>	<b>3</b>	<b>10</b>	<b>0</b>	<b>10</b>	<b>3</b>	<b>2</b>	<b>5</b>	<b>3</b>	<b>0</b>	<b>3</b>

Source: Police Headquarter Zanzibar

**Note:**

M: Male

F: Female

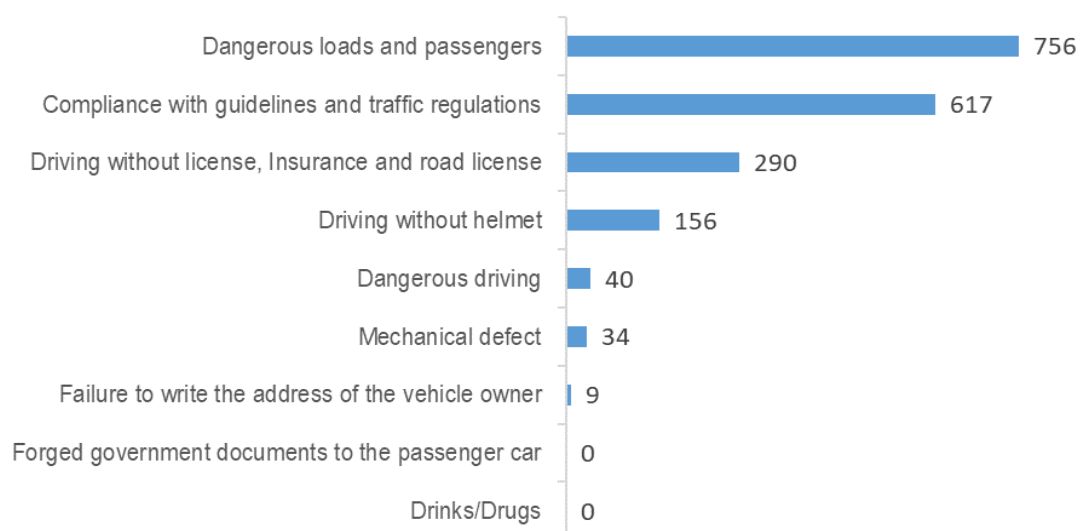
T: Total

**Table 1.3: Statistics of Road Accidents, between April and May 2018**

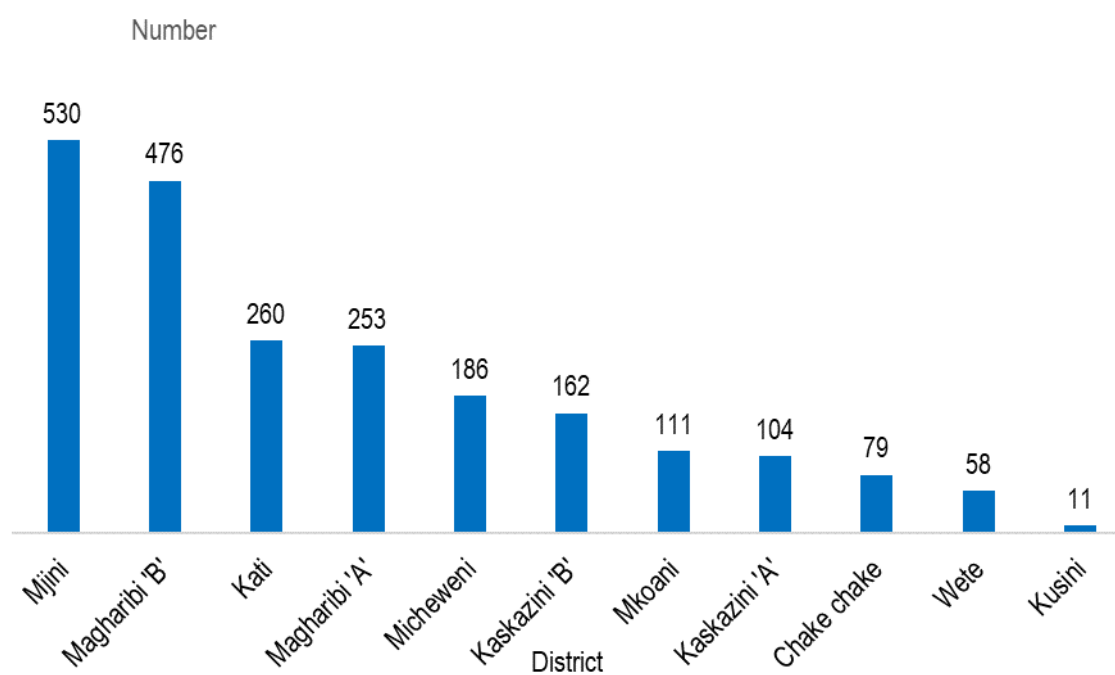
District	No of Accident		Victims				Drivers				Passengers				Cyclists				Pedestrian			
			Injured		Died		Injured		Died		Injured		Died		Injured		Died		Injured		Died	
	April	May	April	May	April	May	April	May	April	May	April	May	April	May	April	May	April	May	April	May	April	May
Kaskazini 'A'	0	2	0	1	0	1	0	0	0	0	0	0	0	0	0	0	0	0	0	1	0	1
Kaskazini 'B'	4	3	8	1	1	2	2	0	0	0	4	1	0	0	1	0	0	1	1	0	1	1
Kati	6	1	3	2	4	1	0	0	0	1	2	2	0	0	1	0	1	0	0	0	3	0
Kusini	0	0	0	0	0	0	0	0	0	0	0	0	0	0	0	0	0	0	0	0	0	0
Mjini	6	2	3	0	0	1	1	0	0	0	0	0	0	1	0	0	0	0	2	0	0	0
Magharibi 'A'	1	4	1	6	1	2	1	0	1	0	0	3	0	1	0	2	0	1	0	1	0	0
Magharibi 'B'	4	8	1	5	0	3	0	0	0	0	1	1	0	0	0	4	0	1	0	0	0	2
Wete	1	1	2	1	0	0	0	0	0	0	0	0	0	0	2	0	0	0	0	1	0	0
Micheweni	0	1	0	0	0	1	0	0	0	0	0	0	0	0	0	0	0	0	0	0	0	1
Chake Chake	1	1	0	5	1	0	0	0	0	0	0	5	0	0	0	0	0	0	0	0	1	0
Mkoani	0	1	0	5	0	1	0	0	0	0	0	1	0	1	0	4	0	0	0	0	0	0
<b>Total</b>	<b>23</b>	<b>24</b>	<b>18</b>	<b>26</b>	<b>7</b>	<b>12</b>	<b>4</b>	<b>0</b>	<b>1</b>	<b>1</b>	<b>7</b>	<b>13</b>	<b>0</b>	<b>3</b>	<b>4</b>	<b>10</b>	<b>1</b>	<b>3</b>	<b>3</b>	<b>3</b>	<b>5</b>	<b>5</b>

Source: Police Headquarter Zanzibar

**Figure 2.1: Number of Offences by Type, May 2018**



**Figure 2.2: Number of Offences by Districts, May 2018**



**Table 2.1: Reported Traffic Offences by District and Sex, May2018**

District	Drinks/Drugs			Dangerous driving			Mechanical defect			Driving without helmet			Driving without license, Insurance and road license		
	Male	Female	Total	Male	Female	Total	Male	Female	Total	Male	Female	Total	Male	Female	Total
Kaskazini 'A'	0	0	0	6	0	6	2	0	2	6	0	6	16	0	16
Kaskazini 'B'	0	0	0	3	0	3	7	0	7	4	0	4	18	0	18
Kati	0	0	0	6	0	6	17	0	17	12	2	14	22	0	22
Kusini	0	0	0	0	0	0	1	0	1	0	0	0	0	0	0
Mjini	0	0	0	0	0	0	0	0	0	27	0	27	47	0	47
Magharibi 'A'	0	0	0	4	0	4	0	0	0	22	0	22	60	0	60
Magharibi 'B'	0	0	0	0	0	0	0	0	0	62	0	62	76	0	76
Wete	0	0	0	0	0	0	0	0	0	2	0	2	7	0	7
Micheweni	0	0	0	27	0	27	3	0	3	5	0	5	23	0	23
Chake chake	0	0	0	0	0	0	0	0	0	2	0	2	7	0	7
Mkoani	0	0	0	0	0	0	4	0	4	8	0	8	9	0	9
<b>Total</b>	<b>0</b>	<b>0</b>	<b>0</b>	<b>46</b>	<b>0</b>	<b>46</b>	<b>34</b>	<b>0</b>	<b>34</b>	<b>150</b>	<b>2</b>	<b>152</b>	<b>285</b>	<b>0</b>	<b>285</b>

Source: Police Headquarter Zanzibar



Cont..... Table 2.1: Reported Traffic Offences by District and Sex, May 2018

District	Dangerous loads and passengers			Failure to write the address of the vehicle owner			Forged government documents to the passenger car			Failure to wear uniforms and badges for conductor and driver at passenger car			Non-Compliance with guidelines and traffic regulations			Total		
	Male	Female	Total	Male	Female	Total	Male	Female	Total	Male	Female	Total	Male	Female	Total	Male	Female	Total
Kaskazini 'A'	29	0	29	0	0	0	0	0	0	16	0	16	29	0	29	104	0	104
Kaskazini 'B'	61	0	61	1	0	1	0	0	0	40	0	40	28	0	28	162	0	162
Kati	50	0	50	0	0	0	0	0	0	0	0	0	156	1	157	263	3	266
Kusini	0	0	0	0	0	0	0	0	0	0	0	0	10	0	10	11	0	11
Mjini	213	0	213	0	0	0	0	0	0	103	0	103	140	0	140	530	0	530
Magharibi 'A'	118	0	118	0	0	0	0	0	0	29	0	29	20	0	20	253	0	253
Magharibi 'B'	148	0	148	4	0	4	0	0	0	84	0	84	102	0	102	476	0	476
Wete	55	0	55	2	0	2	0	0	0	16	0	16	55	0	55	137	0	137
Micheweni	12	0	12	2	0	2	0	0	0	3	0	3	23	0	23	98	0	98
Chake chake	30	0	30	0	0	0	0	0	0	19	0	19	41	0	41	99	0	99
Mkoani	40	0	40	0	0	0	0	0	0	18	0	18	12	0	12	91	0	91
<b>Total</b>	<b>756</b>	<b>0</b>	<b>756</b>	<b>9</b>	<b>0</b>	<b>9</b>	<b>0</b>	<b>0</b>	<b>0</b>	<b>328</b>	<b>0</b>	<b>328</b>	<b>616</b>	<b>1</b>	<b>617</b>	<b>2,224</b>	<b>3</b>	<b>2,227</b>

Source: Police Headquarter Zanzibar

**Table 2.2: Statistics of Traffic Offences, between April and May, 2018**

District	Drinks/Drugs		Dangerous driving		Mechanical defect		Driving without helmet		Driving without license, Insurance and road license		Dangerous loads and passengers		Failure to write the address of the vehicle owner		Forged government documents to the passenger car		Failure to wear uniforms and badges for conductor and driver at passenger car		Non-Compliance with guidelines and traffic regulations		Total	
	April	May	April	May	April	May	April	May	April	May	April	May	April	May	April	May	April	May	April	May	April	May
Kaskazini 'A'	0	0	15	6	6	2	5	6	10	16	30	29	0	0	0	0	11	16	10	29	153	104
Kaskazini 'B'	0	0	7	3	8	7	9	4	28	18	57	61	4	1	0	0	30	40	53	28	327	162
Kati	0	0	6	6	41	17	10	14	34	22	136	50	0	0	0	0	5	0	110	157	413	266
Kusini	0	0	0	0	4	1	6	0	4	0	7	0	0	0	0	0	0	0	3	10	34	11
Mjini	0	0	6	0	0	0	8	27	89	47	268	213	0	0	0	0	158	103	208	140	684	530
Magharibi 'A'	0	0	0	4	7	0	8	22	25	60	86	118	125	0	10	0	58	29	0	20	510	253
Magharibi 'B'	3	0	1	0	1	0	0	62	41	76	52	148	123	4	0	0	83	84	0	102	411	476
Wete	0	0	5	0	1	0	4	2	12	7	24	55	3	2	0	0	10	16	75	55	179	137
Micheweni	0	0	21	27	0	3	4	5	15	23	16	12	1	2	0	0	3	3	12	23	112	98
Chake chake	0	0	3	0	5	0	32	2	89	7	26	30	0	0	0	0	3	19	18	41	216	99
Mkoani	0	0	1	0	7	4	20	8	0	9	27	40	0	0	0	0	2	18	53	12	132	91
<b>Total</b>	<b>3</b>	<b>0</b>	<b>65</b>	<b>46</b>	<b>80</b>	<b>34</b>	<b>106</b>	<b>152</b>	<b>347</b>	<b>285</b>	<b>729</b>	<b>756</b>	<b>256</b>	<b>9</b>	<b>10</b>	<b>0</b>	<b>363</b>	<b>328</b>	<b>542</b>	<b>617</b>	<b>3,171</b>	<b>2,227</b>

Source: Police Headquarter Zanzibar

## **Explanatory Note**

Roads are primary mean of transportation. These provide human access to different places. Many people's use road for different means of transport. Some of them use vehicle, bicycle and others walk.

A road accident refers to any accident involving at least one road vehicle, occurring on a road open to public circulation, and in which at least one person is injured or killed. According to Penal Act no. 6/2004 Act to repeal the Penal Decree, chapter 13 of the law of Zanzibar limitation as time to death is defined as Killed persons are accident victims who die immediately or within 366 days following the accident. Injured persons are accident victims having suffered trauma requiring medical treatment with or without hospitalization.

An offence is a crime that breaks a particular law and requires a particular punishment. Road accidents are caused by various human offenses. Many mistakes that make his appearance seem to be minor but his impact becomes great. As a result, people getting disabilities or dying

### **For more clarifications please contact:**

*Police Headquarters Zanzibar*  
*P.O.BOX, 237, PHQ, Zanzibar*  
*Email:cidphqznz@gmail.com*

*Office of the Chief Government*  
*Statistician*  
*P.O. BOX, 2321. Zanzibar*  
*Email: [zanstat@ocgs.go.tz](mailto:zanstat@ocgs.go.tz)*