

STATISTICAL RELEASE ZANZIBAR ROAD ACCIDENTS AND OFFENCES

STATISTICS FOR AUGUST-2018

No: 8



Office of Chief Government Statistician

P.O. Box 2321, Zanzibar
Telephone +255242231869
Email: zanstat@ocgs.go.tz
Website: <http://www.ocgs.go.tz>



Police Headquarter Zanzibar

P.O. Box 237, PHQ, Zanzibar
Fax No: 0242231367
Email: cidhqznz@gmail.com

Introduction

This is a monthly release which provides summary of statistics from two crime statistics areas namely road accidents and traffic offences. These statistics are released by geographical disaggregation, category and differentiated by gender

Roads accidents statistics provide information on number of accidents occurred, type of victim and status of the victim after the accident. While, traffic offences statistics provide information about the road traffic offenses classified into ten broad categories.

Objective

The objective of the release is to provide timely road accidents and traffic offences information in Zanzibar. This information is useful for planners, policy makers and decision makers.

1. Road Accidents

A total of 39 accidents were reported in August 2018 that involved 66 victims of whom 62 were males and four were females. Among the victims, 42 were injured and 24 died. Magharibi B district reported the highest number of accidents (11 accidents) followed by Mjini (eight accidents) while no accidents were reported in Micheweni and Mkoani districts. Magharibi B reported the highest number of victims (20 victims) even though the number of accident is higher. There is no relationship between the number of accidents occurred and victims.

Among the victims of the road accidents (died/injured), most of them were passengers (22) and cyclists (22), followed by pedestrians (16), and drivers (6) (Table 1.1, Table 1.2, Figure 1.1 and Figure 1.2).

The total number of accidents reported increased to 39 in August 2018 from 31 accidents reported in July 2018 while the number of victims increased to 66 in August 2018 from 59 in July 2018 (Table 1.3).

2. Traffic Offences

A total of 2,702 traffic offences were reported in August 2018, all offences 2,702 were committed by males only, no one female. Non-compliance with guidelines and traffic regulations' offences were highly reported (786 offences) followed by Dangerous loads and passengers (708 offences) and Driving without license, Insurance and road license (373 offences). The three accounts for more than two quarters (69.1 percent) of all offences. The same feature was observed in previous month.

Magharibi B district committed more offences (20.9 percent) compared with other districts. While Kusini reported the least number of offences 30 offences (1.1 percent) with increase in its frequencies. The districts of Mjini Magharibi shared 50.3 percent of all offences suggesting that the region continues to be the center of road offences. Kati district were more likely to commit offences of dangerous load and passengers and Mechanical defect while all districts in Mjini Magharibi committed more of failure to wear uniforms and badges for conductor and driver at passenger car offences, dangerous load and passengers' offences and non-Compliance with guidelines and traffic regulations offences (Table 2.1 and 2.2).

A total number of offences reported in August 2018 decreased to 2,702 from 2,895 reported on July 2018 which indicates decreasing of 6.7 percent (Table 2.2).

Figure 1.1: Number of Accident and Victims by District in Zanzibar, August, 2018

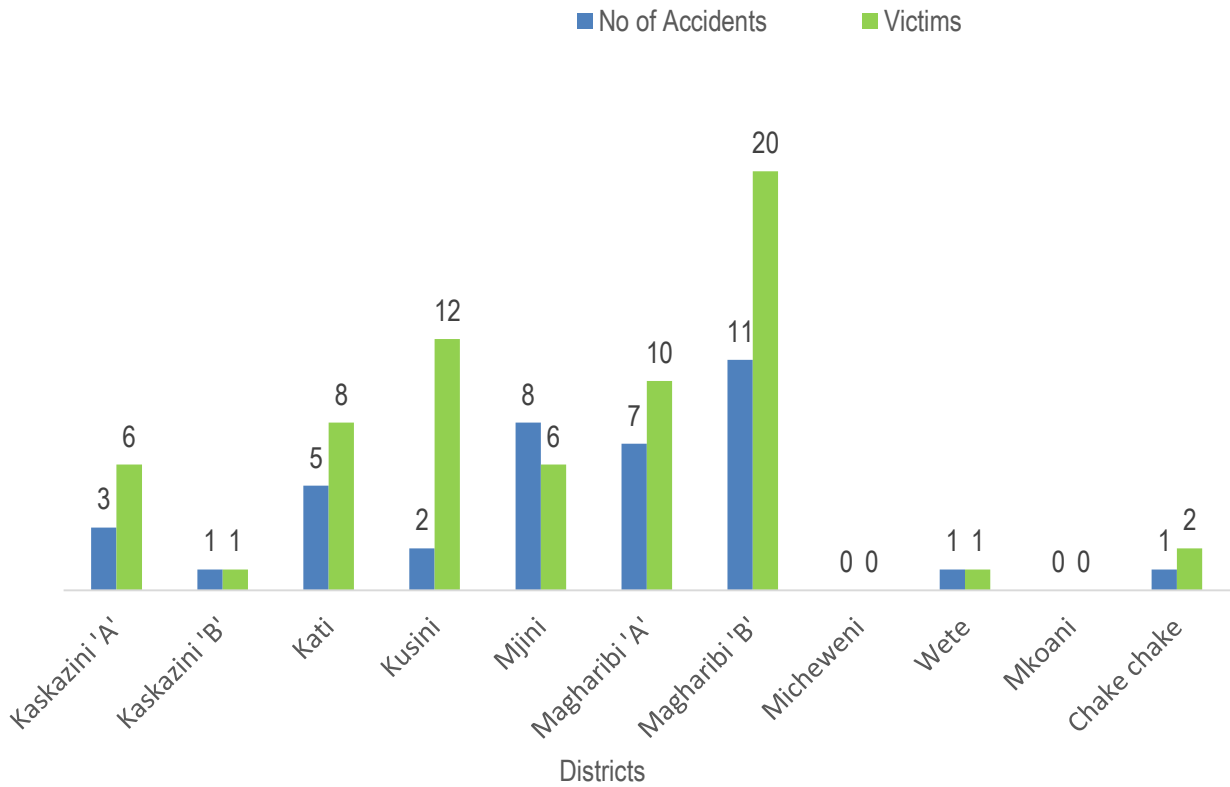


Figure 1.2: Number of Victims of Accidents, August 2018

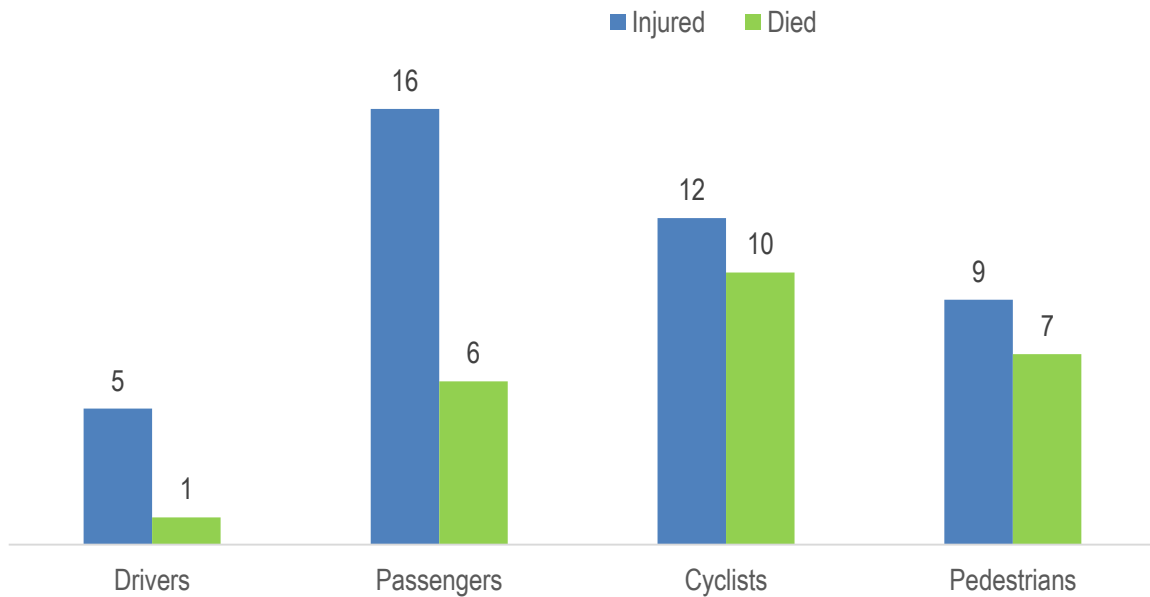


Table 1.1: Number of Reported Victims of Road Accident by District and Sex; August 2018

District	No of Accident		Died				Injured				Total			
	Number	Percent	Male	Female	Total	Percent	Male	Female	Total	Percent	Male	Female	Total	Percent
Kaskazini 'A'	3	7.7	1	0	1	4.2	5	0	5	11.9	6	0	6	9.09
Kaskazini 'B'	1	2.6	1	0	1	4.2	0	0	0	0	1	0	1	1.52
Kati	5	12.8	5	1	6	25.0	1	1	2	4.8	6	2	8	12.12
Kusini	2	5.1	4	1	5	20.8	6	1	7	16.7	10	2	12	18.18
Mjini	8	20.5	1	0	1	4.2	5	0	5	11.9	6	0	6	9.09
Magharibi 'A'	7	17.9	2	0	2	8.3	8	0	8	19.0	10	0	10	15.15
Magharibi 'B'	11	28.2	7	0	7	29.2	13	0	13	31.0	20	0	20	30.30
Wete	1	2.6	0	0	0	0	1	0	1	2.4	1	0	1	1.52
Micheweni	0	0	0	0	0	0	0	0	0	0	0	0	0	0
Chake chake	1	2.6	1	0	1	4.2	1	0	1	2.4	2	0	2	3.03
Mkoani	0	0	0	0	0	0	0	0	0	0	0	0	0	0
Total	39	100	22	2	24	100	40	2	42	100	62	4	66	100

Source: Police Headquarter Zanzibar

Table 1.2: Number of Reported Road Accident by District and Type of Victims; August, 2018

District	No of Accident	Drivers						Passengers						Cyclists						Pedestrians					
		Died			Injured			Died			Injured			Died			Injured			Died			Injured		
		M	F	T	M	F	T	M	F	T	M	F	T	M	F	T	M	F	T	M	F	T	M	F	T
Kaskazini 'A'	3	0	0	0	0	0	0	0	0	0	5	0	5	1	0	1	0	0	0	0	0	0	0	0	0
Kaskazini 'B'	1	0	0	0	0	0	0	0	0	0	0	0	0	1	0	1	0	0	0	0	0	0	0	0	0
Kati	5	1	0	1	0	0	0	1	0	1	1	1	2	2	0	2	0	0	0	1	1	2	0	0	0
Kusini	2	0	0	0	1	0	1	3	1	4	3	1	4	1	0	1	2	0	2	0	0	0	0	0	0
Mjini	8	0	0	0	1	0	1	0	0	0	0	0	0	1	0	1	4	0	4	0	0	0	0	0	0
Magharibi 'A'	7	0	0	0	2	0	2	0	0	0	0	0	0	2	0	2	4	0	4	0	0	0	2	0	2
Magharibi 'B'	11	0	0	0	1	0	1	1	0	1	5	0	5	1	0	1	1	0	1	5	0	5	6	0	6
Wete	1	0	0	0	0	0	0	0	0	0	0	0	0	0	0	0	0	0	0	0	0	1	0	1	
Micheweni	0	0	0	0	0	0	0	0	0	0	0	0	0	0	0	0	0	0	0	0	0	0	0	0	0
Chake Chake	1	0	0	0	0	0	0	0	0	0	0	0	0	1	0	1	1	0	1	0	0	0	0	0	0
Mkoani	0	0	0	0	0	0	0	0	0	0	0	0	0	0	0	0	0	0	0	0	0	0	0	0	0
Total	39	1	0	1	5	0	5	5	1	6	14	2	16	10	0	10	12	0	12	6	1	7	9	0	9

Source: Police Headquarter Zanzibar

Note:

M: Male
F: Female
T: Total

Table 1.3: Statistics of Road Accidents, between July and August, 2018

District	No of Accidents		Victims				Drivers				Passengers				Cyclists				Pedestrian				
			Injured		Died		Injured		Died		Injured		Died		Injured		Died		Injured		Died		
	July	August	July	August	July	August	July	August	July	August	July	August	July	August	July	August	July	August	July	August	July	August	
Kaskazini 'A'	1	3	0	5	1	1	0	0	0	0	0	5	0	0	0	0	0	0	1	0	0	1	0
Kaskazini 'B'	4	1	6	0	3	1	1	0	0	0	4	0	1	0	1	0	1	1	0	0	1	0	0
Kati	0	5	0	2	0	6	0	0	0	1	0	2	0	1	0	0	0	2	0	0	0	2	2
Kusini	1	2	0	7	1	5	0	1	0	0	0	4	0	4	0	2	0	1	0	0	1	0	0
Mjini	6	8	16	5	3	1	0	1	0	0	0	0	0	0	1	4	2	1	15	0	1	0	0
Magharibi 'A'	5	7	12	8	4	2	2	2	0	0	9	0	0	0	1	4	2	2	0	2	2	0	0
Magharibi 'B'	6	11	4	13	3	7	0	1	0	0	0	5	2	1	4	1	1	1	0	6	0	5	5
Wete	3	1	2	1	2	0	0	0	0	0	0	0	0	0	0	0	0	0	0	1	0	0	0
Micheweni	3	0	0	0	0	0	0	0	0	0	0	0	0	0	2	0	1	0	0	0	1	0	0
Chake Chake	0	1	0	1	2	1	0	0	0	0	0	0	0	0	0	1	0	1	0	0	0	0	0
Mkoani	2	0	0	0	0	0	0	0	0	0	0	0	0	0	0	0	1	0	0	0	1	0	0
Total	31	39	40	42	19	24	3	5	0	1	13	16	3	6	9	12	8	10	15	9	8	7	7

Source: Police Headquarter Zanzibar

Figure 2.1: Number of Offences by Type, August 2018

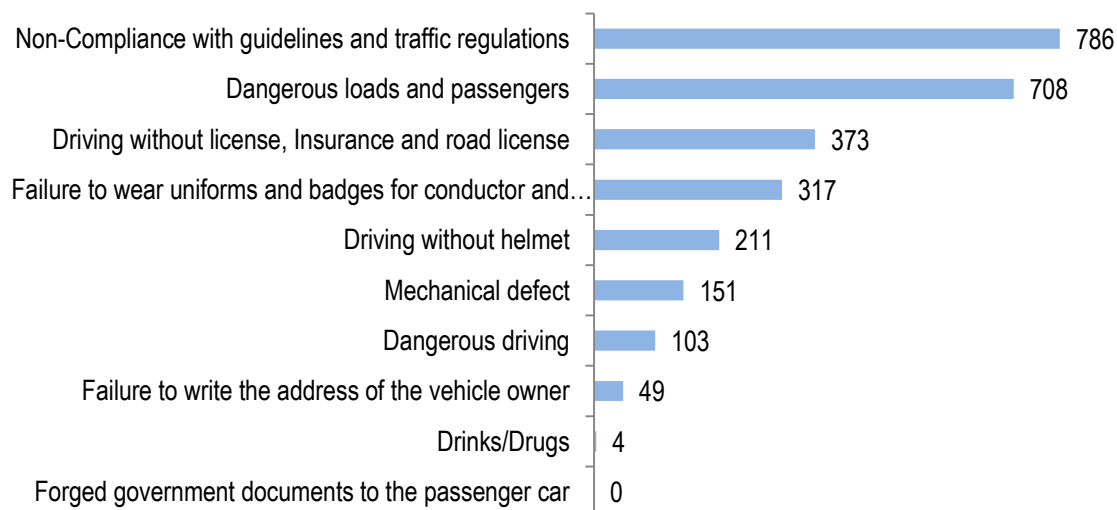


Figure 2.2: Number of Offences by Districts, August 2018

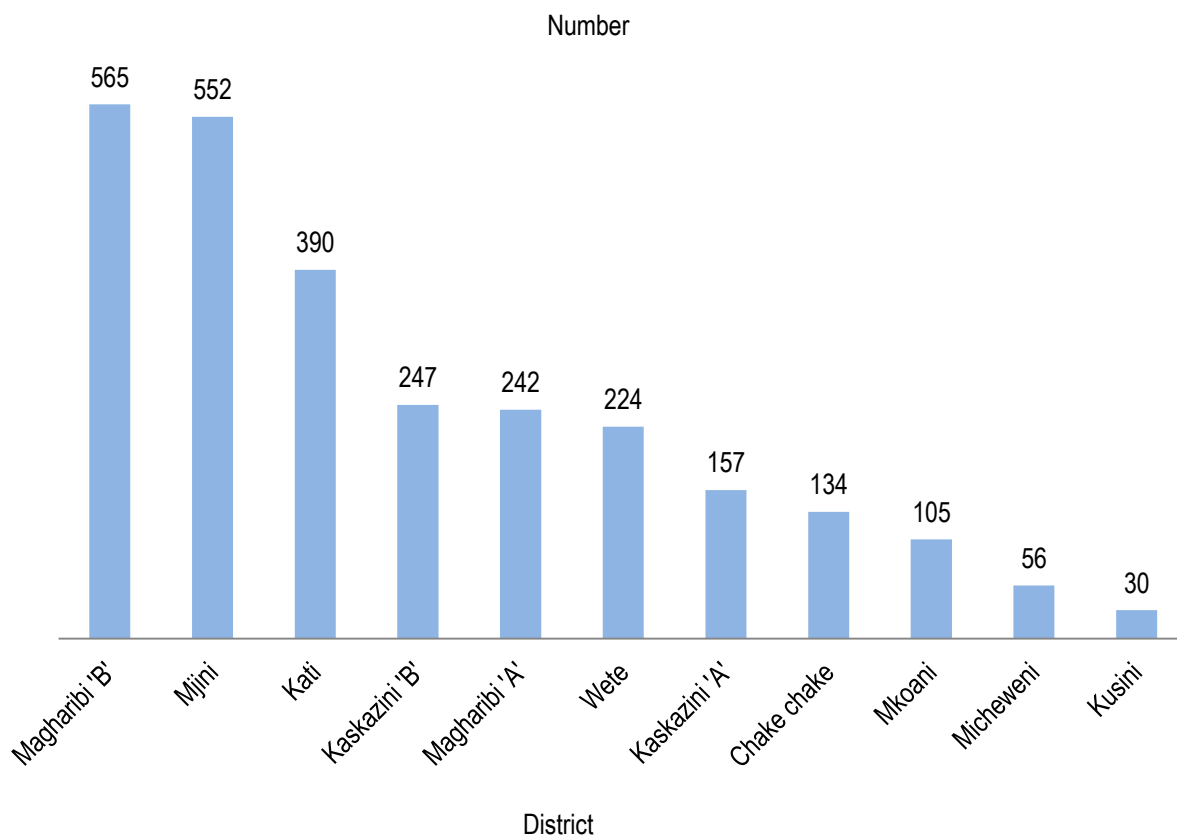


Table 2.1: Reported Traffic Offences by District and Sex, August 2018

District	Drinks/Drugs			Dangerous driving			Mechanical defect			Driving without helmet			Driving without license, Insurance and road license		
	Male	Female	Total	Male	Female	Total	Male	Female	Total	Male	Female	Total	Male	Female	Total
Kaskazini 'A'	0	0	0	7	0	7	9	0	9	3	0	3	22	0	22
Kaskazini 'B'	0	0	0	29	0	29	36	0	36	47	0	47	39	0	39
Kati	0	0	0	37	0	37	68	0	68	15	0	15	20	0	20
Kusini	0	0	0	0	0	0	2	0	2	4	0	4	8	0	8
Mjini	4	0	4	0	0	0	0	0	0	20	0	20	42	0	42
Magharibi 'A'	0	0	0	0	0	0	0	0	0	35	0	35	92	0	92
Magharibi 'B'	0	0	0	0	0	0	0	0	0	61	0	61	70	0	70
Wete	0	0	0	28	0	28	18	0	18	5	0	5	11	0	11
Micheweni	0	0	0	0	0	0	3	0	3	4	0	4	12	0	12
Chake chake	0	0	0	2	0	2	10	0	10	10	0	10	36	0	36
Mkoani	0	0	0	0	0	0	5	0	5	7	0	7	21	0	21
Total	4	0	4	103	0	103	151	0	151	211	0	211	373	0	373

Source: Police Headquarter Zanzibar

Cont..... Table 2.1: Reported Traffic Offences by District and Sex, August 2018

District	Dangerous loads and passengers			Failure to write the address of the vehicle owner			Forged government documents to the passenger car			Failure to wear uniforms and badges for conductor and driver at passenger car			Non-Compliance with guidelines and traffic regulations			Total		
	Male	Female	Total	Male	Female	Total	Male	Female	Total	Male	Female	Total	Male	Female	Total	Male	Female	Total
Kaskazini 'A'	49	0	49	0	0	0	0	0	0	7	0	7	60	0	60	157	0	157
Kaskazini 'B'	69	0	69	6	0	6	0	0	0	0	0	0	21	0	21	247	0	247
Kati	182	0	182	7	0	7	0	0	0	42	0	42	19	0	19	390	0	390
Kusini	8	0	8	0	0	0	0	0	0	0	0	0	8	0	8	30	0	30
Mjini	120	0	120	10	0	10	0	0	0	98	0	98	258	0	258	552	0	552
Magharibi 'A'	54	0	54	0	0	0	0	0	0	41	0	41	20	0	20	242	0	242
Magharibi 'B'	68	0	68	14	0	14	0	0	0	96	0	96	256	0	256	565	0	565
Wete	56	0	56	11	0	11	0	0	0	8	0	8	87	0	87	224	0	224
Micheweni	7	0	7	1	0	1	0	0	0	5	0	5	24	0	24	56	0	56
Chake chake	53	0	53	0	0	0	0	0	0	10	0	10	13	0	13	134	0	134
Mkoani	42	0	42	0	0	0	0	0	0	10	0	10	20	0	20	105	0	105
Total	708	0	708	49	0	49	0	0	0	317	0	317	786	0	786	2,702	0	2,702

Source: Police Headquarter Zanzibar

Table 2.2: Statistics of Offences, between July and August, 2018

District	Drinks/Drugs		Dangerous driving		Mechanical defect		Driving without helmet		Driving without license, Insurance and road license		Dangerous loads and passengers		Failure to write the address of the vehicle owner		Forged government documents to the passenger car		Failure to wear uniforms and badges for conductor and driver at passenger car		Non-Compliance with guidelines and traffic regulations		TOTAL	
	July	August	July	August	July	August	July	August	July	August	July	August	July	August	July	August	July	August	July	August	July	August
Kaskazini 'A'	0	0	0	7	15	9	6	3	24	22	32	49	0	0	0	0	4	7	58	60	139	157
Kaskazini 'B'	0	0	0	29	1	36	39	47	31	39	120	69	10	6	0	0	61	0	7	21	269	247
Kati	0	0	0	37	31	68	20	15	28	20	155	182	3	7	0	0	45	42	137	19	419	390
Kusini	0	0	0	0	0	2	2	4	6	8	25	8	0	0	0	0	0	0	4	8	37	30
Mjini	0	4	0	0	15	0	38	20	11	42	201	120	6	10	0	0	143	98	110	258	524	552
Magharibi 'A'	0	0	0	0	7	0	57	35	60	92	79	54	0	0	0	0	36	41	49	20	288	242
Magharibi 'B'	0	0	0	0	8	0	98	61	78	70	122	68	7	14	0	0	202	96	90	256	605	565
Wete	0	0	0	28	33	18	24	5	21	11	35	56	5	11	0	0	23	8	135	87	276	224
Micheweni	0	0	0	0	1	3	3	4	18	12	11	7	0	1	0	0	4	5	29	24	66	56
Chake chake	0	0	0	2	11	10	31	10	24	36	44	53	0	0	0	0	26	10	22	13	158	134
Mkoani	0	0	0	0	0	5	8	7	33	21	21	42	0	0	0	0	27	10	25	20	114	105
Total	0	4	0	103	122	151	326	211	334	373	845	708	31	49	0	0	571	317	666	786	2,895	2,702

Source: Police Headquarter Zanzibar

Explanatory Note

Roads are primary mean of transportation. These provide human access to different places. Many people's use road for different means of transport. Some of them use vehicle, bicycle and others walk.

A road accident refers to any accident involving at least one road vehicle, occurring on a road open to public circulation, and in which at least one person is injured or killed. According to Penal Act no. 6/2004 Act to repeal the Penal Decree, chapter 13 of the law of Zanzibar limitation as time to death is defined as Killed persons are accident victims who die immediately or within 366 days following the accident. Injured persons are accident victims having suffered trauma requiring medical treatment with or without hospitalization.

An offence is a crime that breaks a particular law and requires a particular punishment. Road accidents are caused by various human offenses. Many mistakes that make his appearance seem to be minor but his impact becomes great. As a result, people getting disabilities or dying

For more clarifications please contact:

Police Headquarters Zanzibar
P.O.BOX, 237,PHQ, Zanzibar
Email:cidphqznz@gmail.com

Office of the Chief Government Statistician
P.O. BOX, 2321. Zanzibar
Email: zanstat@ocgs.go.tz