

STATISTICAL RELEASE ZANZIBAR ROAD ACCIDENTS AND OFFENCES STATISTICS FOR APRIL-2020

No: 4



Office of Chief Government Statistician

P.O. Box 2321, Zanzibar
Telephone +255242231869
Email: zanstat@ocgs.go.tz
Website: <http://www.ocgs.go.tz>



Police Headquarter Zanzibar

P.O.Box 237, PHQ Zanzibar
Fax No: 0242231367
Email: cidhqznz@gmail.com

Introduction

This is a monthly release which provides summary of statistics from two crime statistics areas namely road accidents and traffic offences. These statistics are released by geographical disaggregation, category and differentiated by gender

Road accidents statistics provide information on number of accidents occurred, type of victim and status of the victim after the accident. While, traffic offences statistics provide information about the road traffic offenses classified into ten broad categories.

Objective

The main objective of the release is to provide timely road accidents and traffic offences information in Zanzibar. This information is useful for planners, policy makers and decision makers.

1. Road Accidents

A total of 22 accidents were reported in April, 2020 that involved 43 victims of whom 31 were males (72.1 percent) and 12 females (27.9 percent) was reported. Among the victims, 33 were injured and 10 were died.

Mjini and Magharibi A reported the highest number of accidents six (6) accidents, (for each district) followed by Magharibi B district five (5) accidents. Magharibi A district reported the highest number of 22 victims, which is equivalent to more than two quarters of the total victims (51.0 percent) (Table 1.1).

Among the victims of the road accidents (died/injured), most of them were cyclist (23 victims), followed by Passengers (16 victims), pedestrian (three (3) victims) and drivers (one (1) victims) (Table 1.2).

The total number of accidents reported in April, 2020 increased to 22 in April, 2020 from 21 accidents reported in April, 2019 which indicates an increase of 4.8 percent while the number

of victims increased from 38 in April, 2019 to 43 in April, 2020. Comparing with preceding month, the number of accidents increased from 21 accidents reported in March, 2020 to 22 reported in April, 2020 (Table 1.3 and Table 1.4).

2. Traffic Offences

A total of 1,129 traffic offences were reported in April, 2020, of which 1,123 offences were committed by males and six (6) offences were committed by female. ‘Non-compliance with guidelines and traffic regulations’ (252 offences) followed by ‘dangerous loads and passengers’ and driving without license, insurance and road license’ (221 for each offences) and failure to wear uniforms and badges for conductor and driver at passenger car’ (202 offences)’. The listed four offences accounted for 79.4 percent of all offences (Table 2.1).

Magharibi B district committed the highest number of offences (220 offences) which is equivalent 19.5 percent of all offences, while Kusini reported the least number of 28 offences (2.5 percent). The districts of Mjini Magharibi shared 46.1 percent of all offences suggesting that the region continues to be the center of road offences. Mjini district was more likely to commit offences of ‘driving without license, insurance and road license’ (47 offences), ‘dangerous loads and passengers’ (46 offences) and ‘failure to wear uniforms and badges for conductor and driver at passenger car’ (39 offences). Magharibi B district was most likely to commit offences of ‘driving without helmet’ and ‘failure to wear uniforms and badges for conductor and driver at passenger car’ (65 for each offences) and driving without license, insurance and road license’ (42 offences). Also Kaskazini B district was more likely to commit offences of , ‘dangerous loads and passengers’ (41 offences) and ‘non-compliance with guidelines and traffic regulations’(32 offences), Wete district was more likely to commit offences of ‘driving without license, insurance and road license (43 offences) and Chake Chake district was more likely to commit offences of, ‘non-compliance with guidelines and traffic regulations’ (39 offences) ‘failure to wear uniforms and badges for conductor and driver at passenger car’ and ‘driving without license, insurance and road license’ (24 for each offences). All districts in Mjini Magharibi region committed more offences on ‘failure to wear uniforms and badges for conductor and driver at passenger car’, ‘non-compliance with guidelines and traffic regulations’, ‘driving without license, insurance and road license’, ‘driving without helmet’ and ‘dangerous loads and passengers’ (Table 2.1 and 2.2).

A total number of offences reported in April, 2020 decreased to 1,129 offences in April, 2020 from 1,991 offences in April, 2019 which indicates a decreasing of 43.3 percent. Compared with previous month, the number offences reported April in 2020 decreased to 1,129 offences from 1,859 offences reported in March, 2020 which indicates decreasing of 39.3 percent (Table 2.2 and 2.3)

Figure 1.1: Number of Accident and Victims by District, April 2020

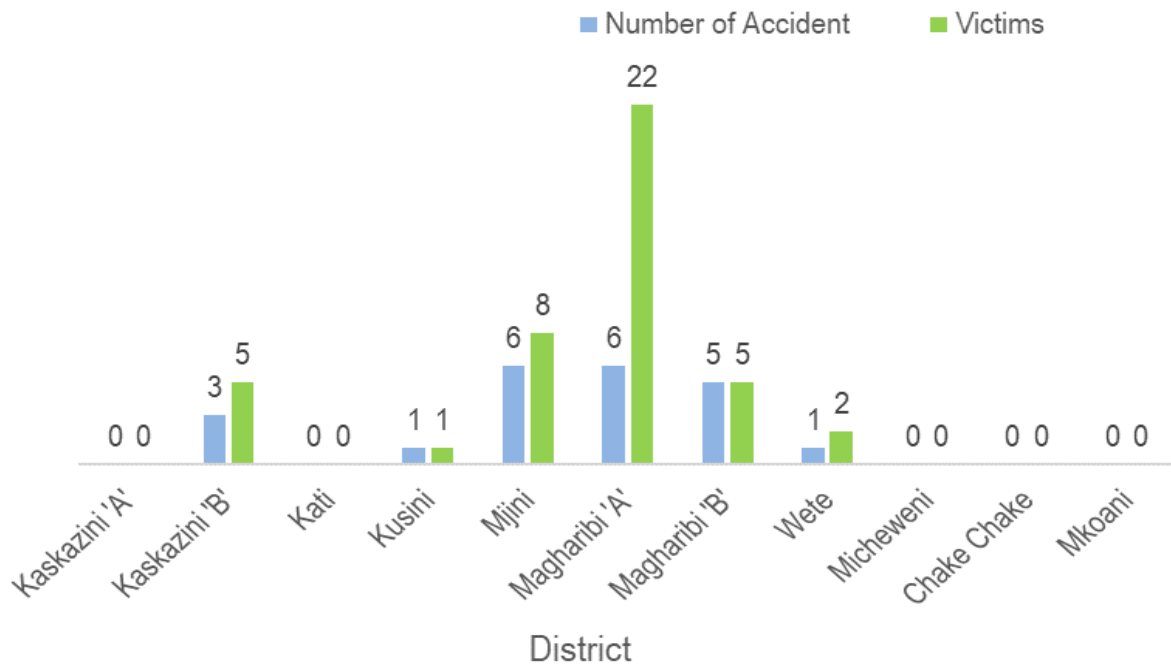


Figure 1.2: Number of Victim of Accidents, April 2020

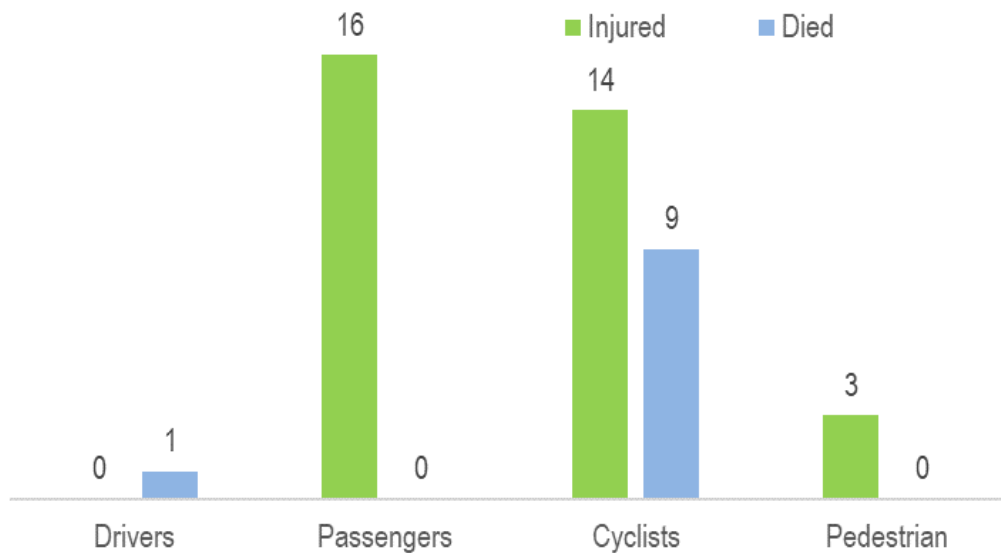


Table 1.1: Number of Reported Victims of Road Accidents by District and Sex; April, 2020

District	No of Accident		Died				Injured				Total			
	Number	Percent	Male	Female	Total	Percent	Male	Female	Total	Percent	Male	Female	Total	Percent
Kaskazini 'A'	0	0	0	0	0	0	0	0	0	0	0	0	0	0
Kaskazini 'B'	3	13.6	1	0	1	10	3	1	4	12	4	1	5	12
Kati	0	0	0	0	0	0	0	0	0	0	0	0	0	0
Kusini	1	4.5	1	0	1	10	0	0	0	0	1	0	1	2
Mjini	6	27.3	0	0	0	0	8	0	8	24	8	0	8	19
Magharibi 'A'	6	27.3	3	1	4	40	8	10	18	55	11	11	22	51
Magharibi 'B'	5	22.7	4	0	4	40	1	0	1	3	5	0	5	12
Wete	1	4.5	0	0	0	0	2	0	2	6	2	0	2	5
Micheweni	0	0	0	0	0	0	0	0	0	0	0	0	0	0
Chake chake	0	0	0	0	0	0	0	0	0	0	0	0	0	0
Mkoani	0	0	0	0	0	0	0	0	0	0	0	0	0	0
Total	22	100	9	1	10	100	22	11	33	100	31	12	43	100

Source: Police Headquarter Zanzibar

Table 1.2: Number of Reported Road Accident by District and Type of Victims; April 2020

District	No. of Accident	Drivers						Passengers						Cyclists						Pedestrian					
		Died			Injured			Died			Injured			Died			Injured			Died			Injured		
		M	F	T	M	F	T	M	F	T	M	F	T	M	F	T	M	F	T	M	F	T	M	F	T
Kaskazini 'A'	0	0	0	0	0	0	0	0	0	0	0	0	0	0	0	0	0	0	0	0	0	0	0	0	0
Kaskazini 'B'	3	0	0	0	0	0	0	0	0	0	1	1	2	1	0	1	1	0	1	0	0	0	1	0	1
Kati	0	0	0	0	0	0	0	0	0	0	0	0	0	0	0	0	0	0	0	0	0	0	0	0	0
Kusini	1	1	0	1	0	0	0	0	0	0	0	0	0	0	0	0	0	0	0	0	0	0	0	0	0
Mjini	6	0	0	0	0	0	0	0	0	0	2	0	2	0	0	0	6	0	6	0	0	0	0	0	0
Magharibi 'A'	6	0	0	0	0	0	0	0	0	0	2	10	12	3	1	4	6	0	6	0	0	0	0	0	0
Magharibi 'B'	5	0	0	0	0	0	0	0	0	0	0	0	0	4	0	4	0	0	0	0	0	0	1	0	1
Wete	1	0	0	0	0	0	0	0	0	0	0	0	0	0	0	0	1	0	1	0	0	0	1	0	1
Micheweni	0	0	0	0	0	0	0	0	0	0	0	0	0	0	0	0	0	0	0	0	0	0	0	0	0
Chake chake	0	0	0	0	0	0	0	0	0	0	0	0	0	0	0	0	0	0	0	0	0	0	0	0	0
Mkoani	0	0	0	0	0	0	0	0	0	0	0	0	0	0	0	0	0	0	0	0	0	0	0	0	0
Total	22	1	0	1	0	0	0	0	0	0	5	11	16	8	1	9	14	0	14	0	0	0	3	0	3

Source: Police Headquarter Zanzibar

Table 1.3: Statistics of Road Accidents, between April 2019 and 2020

District	No of accidents		Victims				Drivers				Passengers				Cyclist				Pedestrians				
			Injured		Died		Injured		Died		Injured		Died		Injured		Died		Injured		Died		
	Apr-19	Apr-20	Apr-19	Apr-20	Apr-19	Apr-20	Apr-19	Apr-20	Apr-19	Apr-20	Apr-19	Apr-20	Apr-19	Apr-20	Apr-19	Apr-20	Apr-19	Apr-20	Apr-19	Apr-20	Apr-19	Apr-20	
Kaskazini 'A'	0	0	0	0	0	0	0	0	0	0	0	0	0	0	0	0	0	0	0	0	0	0	
Kaskazini 'B'	2	3	0	4	2	1	0	0	0	0	0	2	1	0	0	1	1	1	1	0	1	0	0
Kati	3	0	8	0	3	0	2	0	0	0	6	0	0	0	0	0	2	0	0	0	1	0	
Kusini	3	1	5	0	0	1	0	0	0	1	2	0	0	0	3	0	0	0	0	0	0	0	
Mjini	5	6	5	8	1	0	1	0	0	0	1	2	0	0	1	6	0	0	2	0	1	0	
Magharibi 'A'	5	6	1	18	4	4	1	0	0	0	0	12	1	0	0	6	3	4	0	0	0	0	
Magharibi 'B'	1	5	2	1	0	4	1	0	0	0	0	0	0	0	1	0	0	4	0	1	0	0	
Wete	2	1	6	2	1	0	1	0	0	0	5	0	0	0	0	1	1	0	0	1	0	0	
Micheweni	0	0	0	0	0	0	0	0	0	0	0	0	0	0	0	0	0	0	0	0	0	0	
Chake chake	0	0	0	0	0	0	0	0	0	0	0	0	0	0	0	0	0	0	0	0	0	0	
Mkoani	0	0	0	0	0	0	0	0	0	0	0	0	0	0	0	0	0	0	0	0	0	0	
Total	21	22	27	33	11	10	6	0	0	1	14	16	2	0	5	14	7	9	2	3	2	0	

Source: Police Headquarter Zanzibar

Table 1.4: Statistics of Road Accidents, between March and April, 2020

District	No of Accident		Victims				Drivers				Passengers				Cyclists				Pedestrian			
			Injured		Died		Injured		Died		Injured		Died		Injured		Died		Injured		Died	
	Mar	Apr	Mar	Apr	Mar	Apr	Mar	Apr	Mar	Apr	Mar	Apr	Mar	Apr	Mar	Apr	Mar	Apr	Mar	Apr	Mar	Apr
Kaskazini 'A'	0	0	0	0	0	0	0	0	0	0	0	0	0	0	0	0	0	0	0	0	0	
Kaskazini 'B'	1	3	0	4	1	1	0	0	0	0	0	2	1	0	0	1	0	1	0	1	0	0
Kati	1	0	0	0	1	0	0	0	0	0	0	0	0	0	0	0	1	0	0	0	0	0
Kusini	3	1	9	0	2	1	3	0	0	1	6	0	1	0	0	0	1	0	0	0	0	0
Mjini	5	6	6	8	1	0	1	0	0	0	1	2	0	0	3	6	0	0	1	0	1	0
Magharibi 'A'	6	6	6	18	4	4	0	0	0	0	1	12	0	0	3	6	2	4	2	0	2	0
Magharibi 'B'	3	5	1	1	2	4	0	0	2	0	0	0	0	0	1	0	0	4	0	1	0	0
Wete	1	1	4	2	1	0	0	0	0	0	4	0	1	0	0	1	0	0	0	1	0	0
Micheweni	0	0	0	0	0	0	0	0	0	0	0	0	0	0	0	0	0	0	0	0	0	0
Chake Chake	0	0	0	0	0	0	0	0	0	0	0	0	0	0	0	0	0	0	0	0	0	0
Mkoani	1	0	1	0	1	0	0	0	0	0	1	0	1	0	0	0	0	0	0	0	0	0
Total	21	22	27	33	13	10	4	0	2	1	13	16	4	0	7	14	4	9	3	3	3	0

Source: Police Headquarter Zanzibar

Figure 2.1: Number of Offences by Type, April 2020

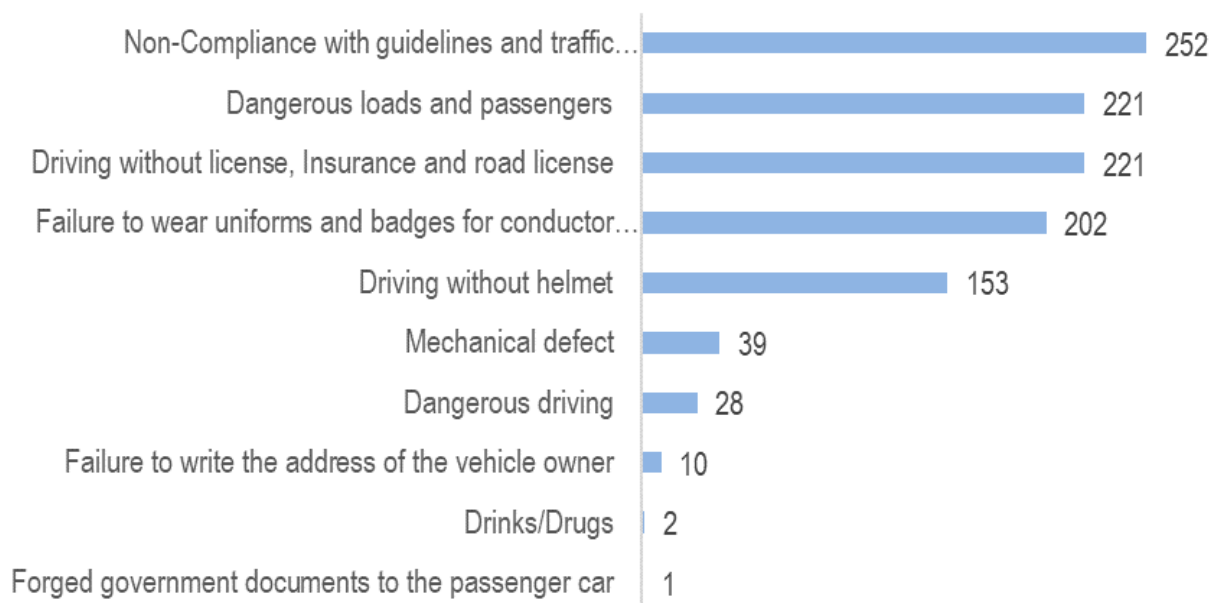


Figure 2.2: Number of Offences by Districts, April 2020

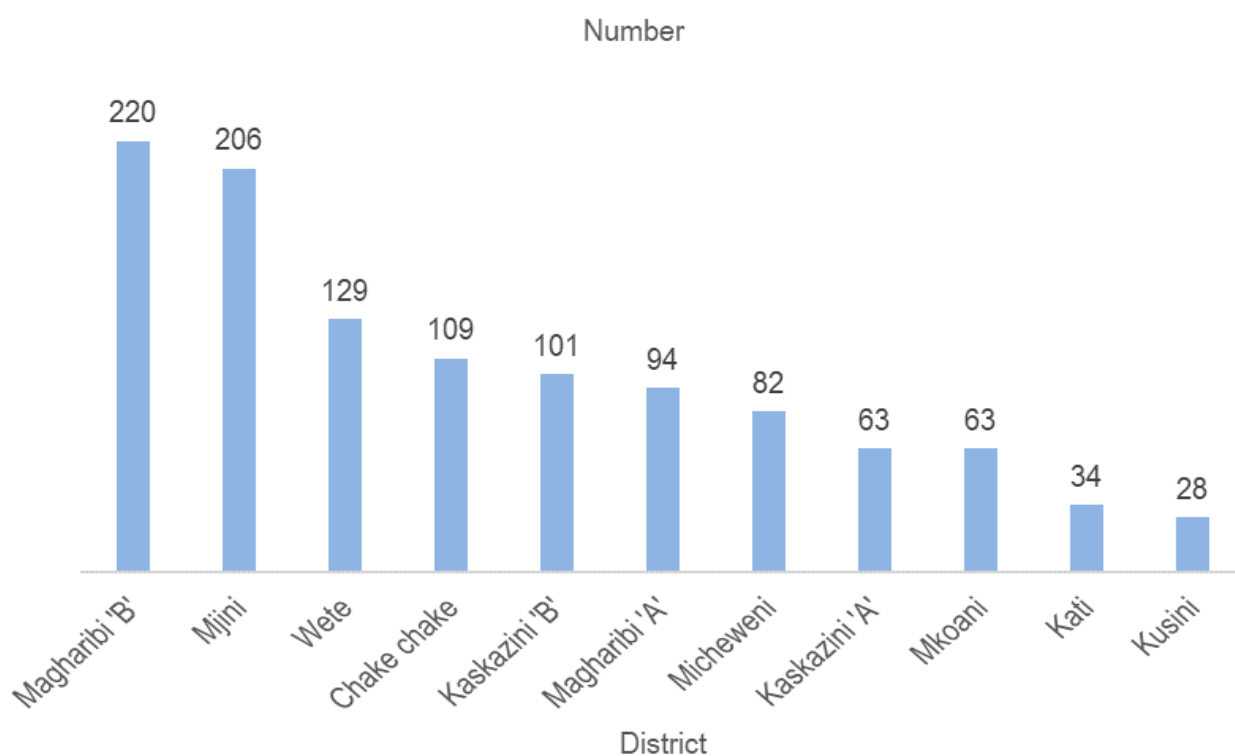


Table 2.1: Reported Traffic Offences by District and Sex, April 2020

District	Drinks/Drugs			Dangerous driving			Mechanical defect			Driving without helmet			Driving without license, Insurance and road license		
	Male	Female	Total	Male	Female	Total	Male	Female	Total	Male	Female	Total	Male	Female	Total
Kaskazini 'A'	0	0	0	1	0	1	1	0	1	1	0	1	8	0	8
Kaskazini 'B'	0	0	0	2	0	2	8	0	8	3	0	3	9	0	9
Kati	0	0	0	0	0	0	8	0	8	4	0	4	1	0	1
Kusini	0	0	0	0	0	0	1	0	1	5	0	5	3	0	3
Mjini	0	0	0	4	0	4	6	0	6	35	0	35	47	0	47
Magharibi 'A'	2	0	2	5	2	7	4	0	4	10	2	12	4	0	4
Magharibi 'B'	0	0	0	0	0	0	3	0	3	65	0	65	42	0	42
Wete	0	0	0	5	0	5	8	0	8	9	0	9	43	0	43
Micheweni	0	0	0	9	0	9	0	0	0	4	0	4	22	0	22
Chake chake	0	0	0	0	0	0	0	0	0	7	0	7	24	0	24
Mkoani	0	0	0	0	0	0	0	0	0	6	2	8	18	0	18
Total	2	0	2	26	2	28	39	0	39	149	4	153	221	0	221

Source: Police Headquarter Zanzibar

Cont..... Table 2.1: Reported Traffic Offences by District and Sex, April, 2020

District	Dangerous loads and passengers			Failure to write the address of the vehicle owner			Forged government documents to the passenger car			Failure to wear uniforms and badges for conductor and driver at passenger car			Non-Compliance with guidelines and traffic regulations			Total		
	Male	Female	Total	Male	Female	Total	Male	Female	Total	Male	Female	Total	Male	Female	Total	Male	Female	Total
Kaskazini 'A'	6	0	6	0	0	0	0	0	0	2	0	2	44	0	44	63	0	63
Kaskazini 'B'	41	0	41	0	0	0	0	0	0	6	0	6	32	0	32	101	0	101
Kati	11	0	11	3	0	3	0	0	0	7	0	7	0	0	0	34	0	34
Kusini	12	0	12	0	0	0	0	0	0	2	0	2	5	0	5	28	0	28
Mjini	46	0	46	2	0	2	0	0	0	39	0	39	27	0	27	206	0	206
Magharibi 'A'	25	0	25	3	0	3	0	0	0	19	0	19	18	0	18	90	4	94
Magharibi 'B'	25	0	25	0	0	0	0	0	0	65	0	65	20	0	20	220	0	220
Wete	16	0	16	2	0	2	0	0	0	23	0	23	23	0	23	129	0	129
Micheweni	4	0	4	0	0	0	1	0	1	10	0	10	32	0	32	82	0	82
Chake chake	15	0	15	0	0	0	0	0	0	24	0	24	39	0	39	109	0	109
Mkoani	20	0	20	0	0	0	0	0	0	5	0	5	12	0	12	61	2	63
Total	221	0	221	10	0	10	1	0	1	202	0	202	252	0	252	1,123	6	1,129

Source: Police Headquarter Zanzibar

Table 2.2: Statistics of Traffic Offences, between April 2019 and 2020

District	Drinks/Drugs		Dangerous driving		Mechanical defect		Driving without helmet		Driving without license, Insurance and road license		Dangerous loads and passengers		Failure to write the address of the vehicle owner		Forged government documents to the passenger car		Failure to wear uniforms and badges for conductor and driver at passenger car		Non-Compliance with guidelines and traffic regulations		Total	
	Apr-19	Apr-20	Apr-19	Apr-20	Apr-19	Apr-20	Apr-19	Apr-20	Apr-19	Apr-20	Apr-19	Apr-20	Apr-19	Apr-20	Apr-19	Apr-20	Apr-19	Apr-20	Apr-19	Apr-20	Apr-19	Apr-20
Kaskazini 'A'	0	0	3	1	7	1	1	1	17	8	56	6	0	0	0	0	7	2	25	44	116	63
Kaskazini 'B'	0	0	20	2	16	8	8	3	44	9	62	41	12	0	0	0	13	6	59	32	234	101
Kati	0	0	21	0	69	8	21	4	31	1	79	11	7	3	0	0	21	7	27	0	276	34
Kusini	0	0	0	0	2	1	0	5	1	3	24	12	0	0	0	0	5	2	8	5	40	28
Mjini	0	0	0	4	0	6	18	35	25	47	99	46	0	2	0	0	115	39	85	27	342	206
Magharibi 'A'	0	2	0	7	0	4	25	12	20	4	37	25	0	3	0	0	43	19	85	18	210	94
Magharibi 'B'	0	0	0	0	0	3	45	65	80	42	45	25	0	0	0	0	77	65	40	20	287	220
Wete	0	0	19	5	23	8	12	9	41	43	24	16	3	2	0	0	8	23	19	23	149	129
Micheweni	0	0	1	9	13	0	3	4	22	22	9	4	2	0	0	1	8	10	11	32	69	82
Chake chake	0	0	1	0	4	0	12	7	23	24	22	15	0	0	0	0	23	24	16	39	101	109
Mkoani	0	0	1	0	0	0	2	8	28	18	54	20	0	0	0	0	26	5	56	12	167	63
Total	0	2	66	28	134	39	147	153	332	221	511	221	24	10	0	1	346	202	431	252	1,991	1,129

Source: Police Headquarter Zanzibar

Table 2.3: Statistics of Traffic Offences between, March and April, 2020

District	Drinks/Drugs		Dangerous driving		Mechanical defect		Driving without helmet		Driving without license, Insurance and road license		Dangerous loads and passengers		Failure to write the address of the vehicle owner		Forged government documents to the passenger car		Failure to wear uniforms and badges for conductor and driver at passenger car		Non-Compliance with guidelines and traffic regulations		Total	
	Mar	Apr	Mar	Apr	Mar	Apr	Mar	Apr	Mar	Apr	Mar	Apr	Mar	Apr	Mar	Apr	Mar	Apr	Mar	Apr	Mar	Apr
Kaskazini 'A'	0	0	6	1	2	1	2	1	26	8	26	6	0	0	0	0	5	2	67	44	134	63
Kaskazini 'B'	0	0	8	2	20	8	10	3	9	9	60	41	0	0	0	0	17	6	91	32	215	101
Kati	0	0	9	0	30	8	6	4	13	1	36	11	9	3	0	0	21	7	13	0	137	34
Kusini	0	0	0	0	0	1	3	5	4	3	8	12	3	0	0	0	4	2	4	5	26	28
Mjini	0	0	0	4	0	6	67	35	54	47	36	46	0	2	0	0	101	39	117	27	375	206
Magharibi 'A'	0	2	0	7	0	4	21	12	43	4	37	25	1	3	0	0	22	19	65	18	189	94
Magharibi 'B'	0	0	2	0	7	3	68	65	34	42	27	25	30	0	0	0	39	65	13	20	220	220
Wete	1	0	33	5	2	8	12	9	62	43	42	16	6	2	0	0	18	23	25	23	201	129
Micheweni	0	0	0	9	0	0	6	4	15	22	19	4	0	0	7	1	2	10	45	32	94	82
Chake chake	0	0	0	0	0	0	10	7	22	24	52	15	0	0	0	0	56	24	37	39	117	109
Mkoani	0	0	1	0	0	0	6	8	28	18	18	20	0	0	0	0	12	5	26	12	91	63
Total	1	2	59	28	61	39	211	153	310	221	361	221	49	10	7	1	297	202	503	252	1,799	1,129

Source: Police Headquarter Zanzibar

Explanatory Note

A road accident refers to any accident involving at least one road vehicle, occurring on a road open to public circulation, and in which at least one person is injured or killed. According to Penal Act no. 6/2004 Act to repeal the Penal Decree, chapter 13 of the law of Zanzibar limitation as time to death is defined as Killed persons are accident victims who die immediately or within one year and one day (366) following the accident. Injured persons are accident victims having suffered trauma requiring medical treatment with or without hospitalization.

Roads are primary mean of transportation. These provide human access to different places. Many people's use road for different means of transport. Some of them use vehicle, bicycle and others walk.

An offence is a crime that breaks a particular law and requires a particular punishment. Road accidents are caused by various human offenses. Many mistakes that make his appearance seem to be minor but his impact becomes great. As a result, people getting disabilities or dying

For more clarifications please contact:

*Police Headquarters Zanzibar
P.O.BOX, 237, PHQ, Zanzibar
Email:cidphqznz@gmail.com*

*Office of the Chief Government Statistician
P.O. BOX, 2321, Zanzibar
Email: zanstat@ocgs.go.tz*