

STATISTICAL RELEASE ZANZIBAR ROAD ACCIDENTS AND OFFENCES STATISTICS FOR MAY-2020

No: 5



Office of Chief Government Statistician

P.O. Box 2321, Zanzibar
Telephone +255242231869
Email: zanstat@ocgs.go.tz
Website: <http://www.ocgs.go.tz>



Police Headquarter Zanzibar

P.O.Box 237, PHQ Zanzibar
Fax No: 0242231367
Email: cidhqznz@gmail.com

Introduction

This is a monthly release, which provides summary of statistics from two crime statistics areas namely road accidents and traffic offences. These statistics are released by geographical disaggregation, category and differentiated by gender

Road accidents statistics provide information on number of accidents occurred, type of victim and status of the victim after the accident. While, traffic offences statistics provide information about the road traffic offenses classified into ten broad categories.

Objective

The main objective of the release is to provide timely road accidents and traffic offences information in Zanzibar. This information is useful for planners, policy makers and decision makers.

1. Road Accidents

A total of 30 accidents were reported in May, 2020 that involved 36 all victims of whom 36 were males only (100 percent) was reported. Among the victims, 23 were injured and 13 were died.

Magharibi A reported the highest number of accidents (11 accidents), followed by Chake Chake district (four (4) accidents). Magharibi A district reported the highest number of 13 victims, which is equivalent to more than one quarter of the total victims (36.1 percent) (Table 1.1).

Among the victims of the road accidents (died/injured), most of them were cyclist (16 victims), followed by Passengers and pedestrian (nine (9) for each victims) and drivers (two (2) victims) (Table 1.2).

The total number of accidents reported in May, 2020 increased to 30 in May, 2020 from 19 accidents reported in May, 2019, which indicates an increase of 57.9 percent while the number of victims increased from 30 in May, 2019 to 36 in May, 2020. Comparing with preceding month, the number

of accidents increased from 22 accidents reported in April, 2020 to 30 reported in May, 2020 (Table 1.3 and Table 1.4).

2. Traffic Offences

A total of 1,393 traffic offences were reported in May, 2020, all offences were committed by males. ‘Non-compliance with guidelines and traffic regulations’ (352 offences) followed by driving without license, insurance and road license’ (344 offences), failure to wear uniforms and badges for conductor and driver at passenger car’ (258 offences)’ and ‘dangerous loads and passengers’ (167 offences). The listed four offences accounted for 80.5 percent of all offences (Table 2.1).

Magharibi B district committed the highest number of offences (341 offences) which is equivalent 24.5 percent of all offences, while Kusini reported the least number of 15 offences (1.1 percent). The districts of Mjini Magharibi shared 58.3 percent of all offences suggesting that the region continues to be the center of road offences. Mjini district was more likely to commit offences of ‘non-compliance with guidelines and traffic regulations’ (109 offences), and ‘failure to wear uniforms and badges for conductor and driver at passenger car’ (101 offences). Magharibi B district was most likely to commit offences of ‘driving without license, insurance and road license’ (124 offences) , ‘non-compliance with guidelines and traffic regulations’ (70 offences), ‘failure to wear uniforms and badges for conductor and driver at passenger car’, ‘dangerous loads and passengers’ and mechanical defect (34 for each offences). Kaskazini B district was more likely to commit offences of ‘dangerous loads and passengers’ (39 offences) and ‘non-compliance with guidelines and traffic regulations’ (30 offences). Wete district was more likely to commit offences of ‘driving without license, insurance and road license’ (32 offences) and ‘non-compliance with guidelines and traffic regulations’ (23 offences). In addition, Chake Chake districts was more likely to commit offences of ‘failure to wear uniforms and badges for conductor and driver at passenger car’ (32 offences) and ‘driving without license, insurance and road license’ (21 offences). All districts in Mjini Magharibi region committed more offences on ‘failure to wear uniforms and badges for conductor and driver at passenger car’, ‘non-compliance with guidelines and traffic regulations’, ‘driving without license, insurance and road license’ ,driving without helmet’ and ‘dangerous loads and passengers’ (Table 2.1 and 2.2).

A total number of offences reported in May, 2020 decreased to 1,393 offences in May, 2020 from 1,626 offences in May, 2019 which indicates a decreasing of 14.3 percent. Compared with previous month, the number offences reported May in 2020 increased to 1,393 offences from 1,129 offences reported April, 2020 which indicates increasing of 23.4 percent (Table 2.2)

Figure 1.1: Number of Accident and Victims by District, May 2020

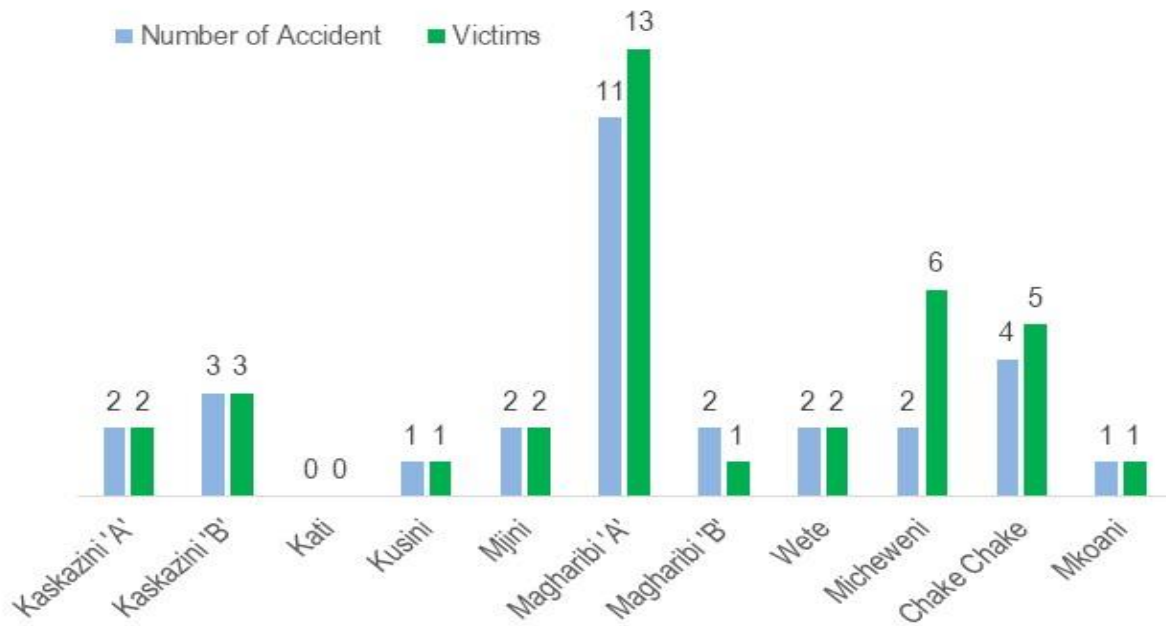


Figure 1.2: Number of Victim of Accidents, May 2020

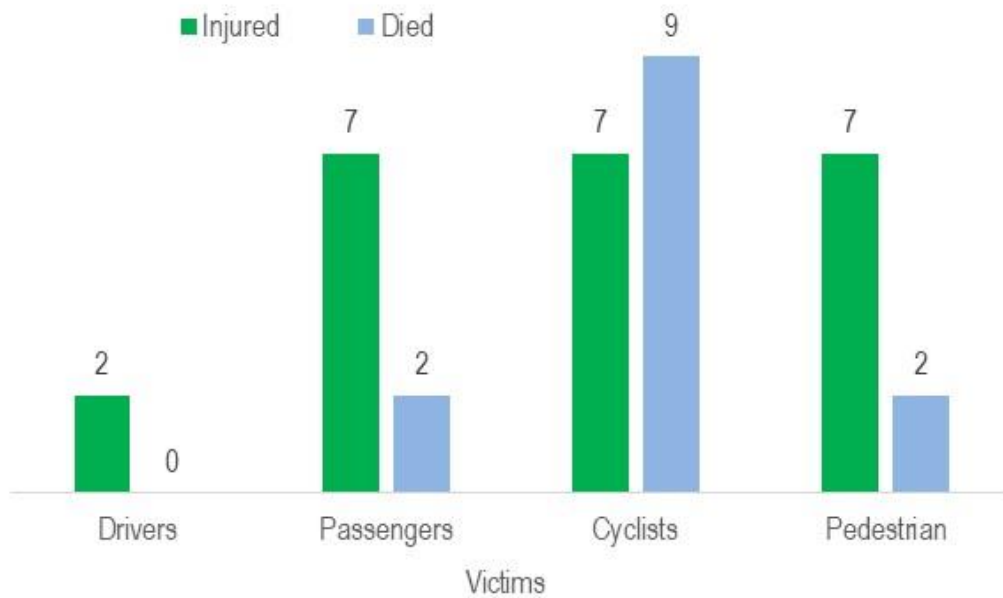


Table 1.1: Number of Reported Victims of Road Accidents by District and Sex; May 2020

District	No of Accident		Died				Injured				Total			
	Number	Percent	Male	Female	Total	Percent	Male	Female	Total	Percent	Male	Female	Total	Percent
Kaskazini 'A'	2	6.7	2	0	2	15.4	0	0	0	0	2	0	2	5.6
Kaskazini 'B'	3	10	2	0	2	15.4	1	0	1	4.3	3	0	3	8.3
Kati	0	0	0	0	0	0	0	0	0	0	0	0	0	0
Kusini	1	3.3	0	0	0	0	1	0	1	4.3	1	0	1	2.8
Mjini	2	6.7	0	0	0	0	2	0	2	8.7	2	0	2	5.6
Magharibi 'A'	11	36.7	6	0	6	46.2	7	0	7	30.4	13	0	13	36.1
Magharibi 'B'	2	6.7	1	0	1	7.7	0	0	0	0	1	0	1	2.8
Wete	2	6.7	0	0	0	0	2	0	2	8.7	2	0	2	5.6
Micheweni	2	6.7	1	0	1	7.7	5	0	5	21.7	6	0	6	16.7
Chake chake	4	13.3	0	0	0	0	5	0	5	21.7	5	0	5	13.9
Mkoani	1	3.3	1	0	1	7.7	0	0	0	0	1	0	1	2.8
Total	30	100	13	0	13	100	23	0	23	100	36	0	36	100

Source: Police Headquarter Zanzibar

Table 1.2: Number of Reported Road Accident by District and Type of Victims; May 2020

District	No. of Accident	Drivers						Passengers						Cyclists						Pedestrian					
		Died			Injured			Died			Injured			Died			Injured			Died			Injured		
		M	F	T	M	F	T	M	F	T	M	F	T	M	F	T	M	F	T	M	F	T	M	F	T
Kaskazini 'A'	2	0	0	0	0	0	0	1	0	1	0	0	0	0	0	0	0	0	0	1	0	1	0	0	0
Kaskazini 'B'	3	0	0	0	0	0	0	0	0	0	0	0	0	2	0	2	1	0	1	0	0	0	0	0	0
Kati	0	0	0	0	0	0	0	0	0	0	0	0	0	0	0	0	0	0	0	0	0	0	0	0	0
Kusini	1	0	0	0	0	0	0	0	0	0	0	0	0	0	0	0	1	0	1	0	0	0	0	0	0
Mjini	2	0	0	0	0	0	0	0	0	0	1	0	1	0	0	0	1	0	1	0	0	0	0	0	0
Magharibi 'A'	11	0	0	0	0	0	0	0	0	0	1	0	1	6	0	6	3	0	3	0	0	0	3	0	3
Magharibi 'B'	2	0	0	0	0	0	0	1	0	1	0	0	0	0	0	0	0	0	0	0	0	0	0	0	0
Wete	2	0	0	0	0	0	0	0	0	0	0	0	0	0	0	0	0	0	0	0	0	0	2	0	2
Micheweni	2	0	0	0	0	0	0	0	0	0	4	0	4	0	0	0	0	0	0	1	0	1	1	0	1
Chake chake	4	0	0	0	2	0	2	0	0	0	1	0	1	0	0	0	1	0	1	0	0	0	1	0	1
Mkoani	1	0	0	0	0	0	0	0	0	0	0	0	0	1	0	1	0	0	0	0	0	0	0	0	0
Total	30	0	0	0	2	0	2	2	0	2	7	0	7	9	0	9	7	0	7	2	0	2	7	0	7

Source: Police Headquarter Zanzibar

Table 1.3: Statistics of Road Accidents, between May 2019 and 2020

District	No of accidents		Victims				Drivers				Passengers				Cyclist				Pedestrians			
			Injured		Died		Injured		Died		Injured		Died		Injured		Died		Injured		Died	
	May-19	May-20	May-19	May-20	May-19	May-20	May-19	May-20	May-19	May-20	May-19	May-20	May-19	May-20	May-19	May-20	May-19	May-20	May-19	May-20	May-19	May-20
Kaskazini 'A'	0	2	0	0	0	2	0	0	0	0	0	0	1	0	0	0	0	0	0	0	0	1
Kaskazini 'B'	0	3	0	1	0	2	0	0	0	0	0	0	0	0	1	0	2	0	0	0	0	0
Kati	3	0	2	0	1	0	0	0	0	0	0	0	0	0	0	0	0	2	0	1	0	0
Kusini	1	1	1	1	0	0	0	0	0	0	0	0	0	1	1	0	0	0	0	0	0	0
Mjini	3	2	1	2	1	0	0	0	0	0	0	1	0	0	1	1	0	0	0	0	1	0
Magharibi 'A'	3	11	10	7	0	6	0	0	0	0	10	1	0	0	0	3	0	6	0	3	0	0
Magharibi 'B'	4	2	2	0	2	1	0	0	0	0	0	0	1	2	0	2	0	0	0	0	0	0
Wete	2	2	1	2	2	0	0	0	0	0	1	0	0	0	0	2	0	0	2	0	0	0
Micheweni	1	2	0	5	1	1	0	0	0	0	0	4	0	0	0	0	0	0	1	1	1	1
Chake chake	1	4	2	5	0	0	0	2	0	0	0	1	0	0	2	1	0	0	0	1	0	0
Mkoani	1	1	4	0	0	1	1	0	0	0	3	0	0	0	0	0	1	0	0	0	0	0
Total	19	30	23	23	7	13	1	2	0	0	14	7	0	2	6	7	4	9	2	7	3	2

Source: Police Headquarter Zanzibar

Table 1.4: Statistics of Road Accidents, between April and May, 2020

District	No of Accident		Victims				Drivers				Passengers				Cyclists				Pedestrian			
			Injured		Died		Injured		Died		Injured		Died		Injured		Died		Injured		Died	
	Apr	May	Apr	May	Apr	May	Apr	May	Apr	May	Apr	May	Apr	May	Apr	May	Apr	May	Apr	May	Apr	May
Kaskazini 'A'	0	2	0	0	0	2	0	0	0	0	0	0	0	1	0	0	0	0	0	0	0	1
Kaskazini 'B'	3	3	4	1	1	2	0	0	0	0	2	0	0	0	1	1	1	2	1	0	0	0
Kati	0	0	0	0	0	0	0	0	0	0	0	0	0	0	0	0	0	0	0	0	0	0
Kusini	1	1	0	1	1	0	0	0	1	0	0	0	0	0	0	1	0	0	0	0	0	0
Mjini	6	2	8	2	0	0	0	0	0	0	2	1	0	0	6	1	0	0	0	0	0	0
Magharibi 'A'	6	11	18	7	4	6	0	0	0	0	12	1	0	0	6	3	4	6	0	3	0	0
Magharibi 'B'	5	2	1	0	4	1	0	0	0	0	0	0	0	1	0	0	4	0	1	0	0	0
Wete	1	2	2	2	0	0	0	0	0	0	0	0	0	0	1	0	0	0	1	2	0	0
Micheweni	0	2	0	5	0	1	0	0	0	0	0	4	0	0	0	0	0	0	0	1	0	1
Chake Chake	0	4	0	5	0	0	0	2	0	0	0	1	0	0	0	1	0	0	0	1	0	0
Mkoani	0	1	0	0	0	1	0	0	0	0	0	0	0	0	0	0	0	1	0	0	0	0
Total	22	30	33	23	10	13	0	2	1	0	16	7	0	2	14	7	9	9	3	7	0	2

Source: Police Headquarter Zanzibar

Figure 2.1: Number of Offences by Type, May 2020

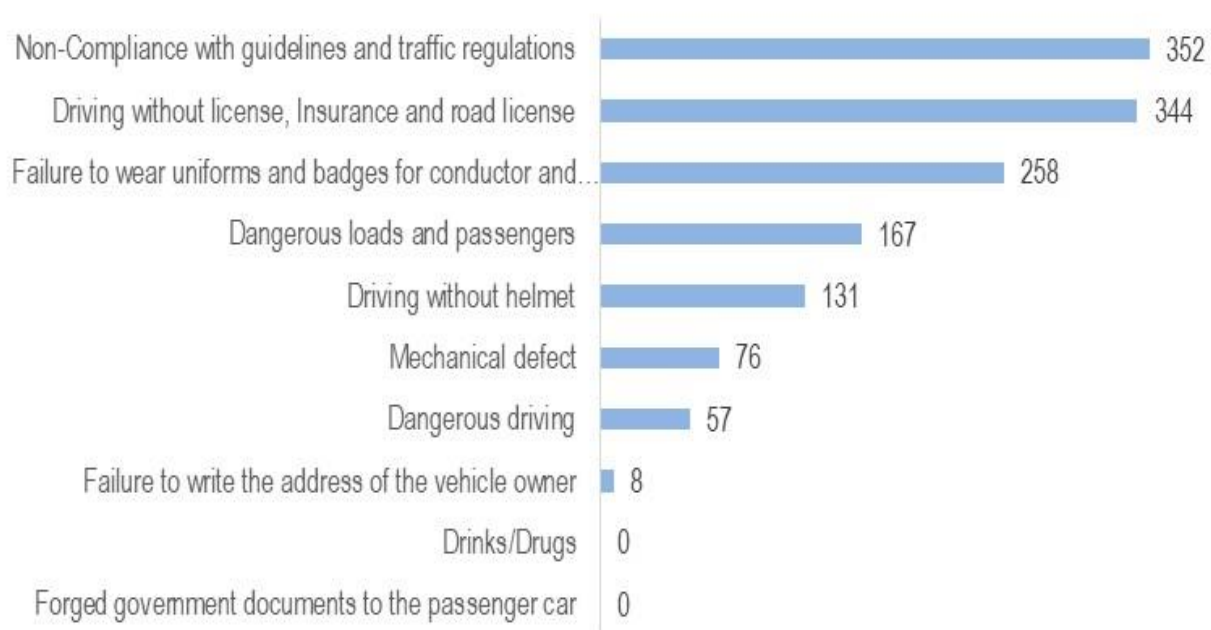


Figure 2.2: Number of Offences by Districts, May 2020

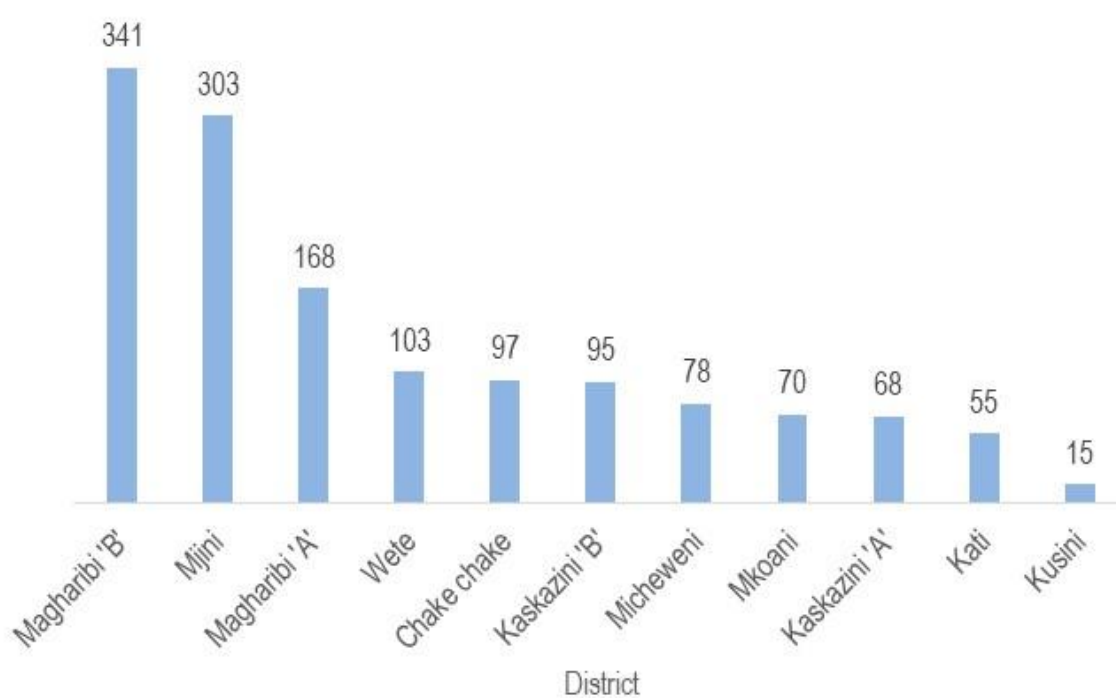


Table 2.1: Reported Traffic Offences by District and Sex, May 2020

District	Drinks/Drugs			Dangerous driving			Mechanical defect			Driving without helmet			Driving without license, Insurance and road license		
	Male	Female	Total	Male	Female	Total	Male	Female	Total	Male	Female	Total	Male	Female	Total
Kaskazini 'A'	0	0	0	3	0	3	3	0	3	2	0	2	14	0	14
Kaskazini 'B'	0	0	0	2	0	2	7	0	7	3	0	3	8	0	8
Kati	0	0	0	5	0	5	6	0	6	17	0	17	7	0	7
Kusini	0	0	0	0	0	0	0	0	0	4	0	4	0	0	0
Mjini	0	0	0	0	0	0	0	0	0	31	0	31	37	0	37
Magharibi 'A'	0	0	0	2	0	2	25	0	25	15	0	15	48	0	48
Magharibi 'B'	0	0	0	7	0	7	34	0	34	31	0	31	124	0	124
Wete	0	0	0	19	0	19	1	0	1	7	0	7	32	0	32
Micheweni	0	0	0	19	0	19	0	0	0	3	0	3	37	0	37
Chake chake	0	0	0	0	0	0	0	0	0	14	0	14	21	0	21
Mkoani	0	0	0	0	0	0	0	0	0	4	0	4	16	0	16
Total	0	0	0	57	0	57	76	0	76	131	0	131	344	0	344

Source: Police Headquarter Zanzibar

Cont..... Table 2.1: Reported Traffic Offences by District and Sex, May 2020

District	Dangerous loads and passengers			Failure to write the address of the vehicle owner			Forged government documents to the passenger car			Failure to wear uniforms and badges for conductor and driver at passenger car			Non-Compliance with guidelines and traffic regulations			Total		
	Male	Female	Total	Male	Female	Total	Male	Female	Total	Male	Female	Total	Male	Female	Total	Male	Female	Total
Kaskazini 'A'	7	0	7	0	0	0	0	0	0	3	0	3	36	0	36	68	0	68
Kaskazini 'B'	39	0	39	0	0	0	0	0	0	6	0	6	30	0	30	95	0	95
Kati	10	0	10	0	0	0	0	0	0	6	0	6	4	0	4	55	0	55
Kusini	0	0	0	0	0	0	0	0	0	9	0	9	2	0	2	15	0	15
Mjini	25	0	25	0	0	0	0	0	0	101	0	101	109	0	109	303	0	303
Magharibi 'A'	9	0	9	1	0	1	0	0	0	39	0	39	29	0	29	168	0	168
Magharibi 'B'	34	0	34	7	0	7	0	0	0	34	0	34	70	0	70	341	0	341
Wete	8	0	8	0	0	0	0	0	0	13	0	13	23	0	23	103	0	103
Micheweni	7	0	7	0	0	0	0	0	0	2	0	2	10	0	10	78	0	78
Chake chake	6	0	6	0	0	0	0	0	0	32	0	32	24	0	24	97	0	97
Mkoani	22	0	22	0	0	0	0	0	0	13	0	13	15	0	15	70	0	70
Total	167	0	167	8	0	8	0	0	0	258	0	258	352	0	352	1,393	0	1,393

Source: Police Headquarter Zanzibar

Table 2.2: Statistics of Traffic Offences, between May 2019 and 2020

District	Drinks/Drugs		Dangerous driving		Mechanical defect		Driving without helmet		Driving without license, Insurance and road license		Dangerous loads and passengers		Failure to write the address of the vehicle owner		Forged government documents to the passenger car		Failure to wear uniforms and badges for conductor and driver at passenger car		Non-Compliance with guidelines and traffic regulations		Total	
	May-19	May-20	May-19	May-20	May-19	May-20	May-19	May-20	May-19	May-20	May-19	May-20	May-19	May-20	May-19	May-20	May-19	May-20	May-19	May-20	May-19	May-20
Kaskazini 'A'	0	0	2	3	3	3	3	2	13	14	38	7	0	0	0	0	8	3	33	36	100	68
Kaskazini 'B'	0	0	15	2	10	7	8	3	20	8	26	39	9	0	0	0	9	6	40	30	137	95
Kati	0	0	20	5	35	6	17	17	31	7	42	10	5	0	0	0	24	6	16	4	190	55
Kusini	0	0	0	0	5	0	2	4	2	0	28	0	0	0	0	0	5	9	31	2	73	15
Mjini	0	0	0	0	0	0	35	31	41	37	64	25	0	0	0	0	100	101	109	109	349	303
Magharibi 'A'	0	0	0	2	0	25	37	15	30	48	53	9	0	1	0	0	51	39	82	29	253	168
Magharibi 'B'	0	0	0	7	0	34	42	31	31	124	37	34	0	7	0	0	49	34	73	70	232	341
Wete	0	0	2	19	0	1	5	7	23	32	30	8	2	0	0	0	11	13	27	23	100	103
Micheweni	0	0	0	19	0	0	2	3	8	37	5	7	0	0	0	0	2	2	5	10	22	78
Chake chake	0	0	0	0	6	0	31	14	10	21	32	6	0	0	0	0	26	32	19	24	124	97
Mkoani	0	0	0	0	0	0	0	4	7	16	15	22	0	0	0	0	13	13	11	15	46	70
Total	0	0	39	57	59	76	182	131	216	344	370	167	16	8	0	0	298	258	446	352	1,626	1,393

Source: Police Headquarter Zanzibar

Table 2.3: Statistics of Traffic Offences between, April and May 2020

District	Drinks/Drugs		Dangerous driving		Mechanical defect		Driving without helmet		Driving without license, Insurance and road license		Dangerous loads and passengers		Failure to write the address of the vehicle owner		Forged government documents to the passenger car		Failure to wear uniforms and badges for conductor and driver at passenger car		Non-Compliance with guidelines and traffic regulations		Total	
	Apr	May	Apr	May	Apr	May	Apr	May	Apr	May	Apr	May	Apr	May	Apr	May	Apr	May	Apr	May	Apr	May
Kaskazini 'A'	0	0	1	3	1	3	1	2	8	14	6	7	0	0	0	0	2	3	44	36	63	68
Kaskazini 'B'	0	0	2	2	8	7	3	3	9	8	41	39	0	0	0	0	6	6	32	30	101	95
Kati	0	0	0	5	8	6	4	17	1	7	11	10	3	0	0	0	7	6	0	4	34	55
Kusini	0	0	0	0	1	0	5	4	3	0	12	0	0	0	0	0	2	9	5	2	28	15
Mjini	0	0	4	0	6	0	35	31	47	37	46	25	2	0	0	0	39	101	27	109	206	303
Magharibi 'A'	2	0	7	2	4	25	12	15	4	48	25	9	3	1	0	0	19	39	18	29	94	168
Magharibi 'B'	0	0	0	7	3	34	65	31	42	124	25	34	0	7	0	0	65	34	20	70	220	341
Wete	0	0	5	19	8	1	9	7	43	32	16	8	2	0	0	0	23	13	23	23	129	103
Micheweni	0	0	9	19	0	0	4	3	22	37	4	7	0	0	1	0	10	2	32	10	82	78
Chake chake	0	0	0	0	0	0	7	14	24	21	15	6	0	0	0	0	24	32	39	24	109	97
Mkoani	0	0	0	0	0	0	8	4	18	16	20	22	0	0	0	0	5	13	12	15	63	70
Total	2	0	28	57	39	76	153	131	221	344	221	167	10	8	1	0	202	258	252	352	1,129	1,393

Source: Police Headquarter Zanzibar

Explanatory Note

A road accident refers to any accident involving at least one road vehicle, occurring on a road open to public circulation, and in which at least one person is injured or killed. According to Penal Act no. 6/2004 Act to repeal the Penal Decree, chapter 13 of the law of Zanzibar limitation as time to death is defined, as Killed persons are accident victims who die immediately or within one year and one day (366) following the accident. Injured persons are accident victims having suffered trauma requiring medical treatment with or without hospitalization.

Roads are primary mean of transportation. These provide human access to different places. Many people's use road for different means of transport. Some of them use vehicle, bicycle and others walk.

An offence is a crime that breaks a particular law and requires a particular punishment. Road accidents are caused by various human offenses. Many mistakes that make his appearance seem to be minor but his impact becomes great. As a result, people getting disabilities or dying

For more clarifications, please contact:

*Police Headquarters Zanzibar
P.O.BOX, 237, PHQ, Zanzibar
Email:cidphqznz@gmail.com*

*Office of the Chief Government Statistician
P.O. BOX, 2321, Zanzibar
Email: zanstat@ocgs.go.tz*