

STATISTICAL RELEASE ZANZIBAR ROAD ACCIDENTS AND OFFENCES STATISTICS FOR JULY-2020

No: 7



Office of Chief Government Statistician

P.O. Box 2321, Zanzibar
Telephone +255242231869
Email: zanstat@ocgs.go.tz
Website: <http://www.ocgs.go.tz>



Police Headquarter Zanzibar

P.O.Box 237, PHQ Zanzibar
Fax No: 0242231367
Email: cidhqznz@gmail.com

Introduction

This is a monthly release, which provides summary of statistics from two crime statistics areas namely road accidents and traffic offences. These statistics are released by geographical disaggregation, category and differentiated by gender

Road accidents statistics provide information on number of accidents occurred, type of victim and status of the victim after the accident. While, traffic offences statistics provide information about the road traffic offenses classified into ten broad categories.

Objective

The main objective of the release is to provide timely road accidents and traffic offences information in Zanzibar. This information is useful for planners, policy makers and decision makers.

1. Road Accidents

A total of 20 accidents were reported in July, 2020 that involved 30 all victims of whom 29 were males and one was female were reported. Among the victims, 18 were injured and 12 were died. Magharibi A district were reported the highest number of accidents seven (7 accidents), followed by Kaskazini 'A', Kaskazini 'B', Kati, Mjini and Magharibi 'B' district two (2) accidents (for each district). Magharibi 'A' district reported the highest number of 10 victims, which is equivalent to more than one quarter of the total victims (33.3 percent) (Table 1.1).

Among the victims of the road accidents (died/injured), most of them were cyclist (17 victims), followed by pedestrian (six (6) victims), drivers (four (4) victims) and Passengers (three (3) victims). (Table 1.2).

The total number of accidents reported in July, 2020 decreased to 20 in July, 2020 from 22 accidents reported in July, 2019 which indicates a decrease of 9.1 percent while the number

of victims decreased by 21.1 percent from 38 in July, 2019 to 30 in July, 2020. Comparing with preceding month, the number of accidents decreased by 4.8 percent from 21 accidents reported in June, 2020 to 20 reported in July, 2020 (Table 1.3 and Table 1.4).

2. Traffic Offences

A total of 1,573 traffic offences were reported in July, 2020, of which 1,573 all offences were committed by males. ‘Dangerous loads and passengers’ (388 offences) followed by ‘driving without license, insurance and road license’ (304 offences), ‘non-compliance with guidelines and traffic regulations’ (275 offences) and failure to wear uniforms and badges for conductor and driver at passenger car’ (219 offences)’. The listed four offences accounted for 75.4 percent of all offences (Table 2.1).

Magharibi ‘B’ district committed the highest number of offences (227 offences) which is equivalent 14.4 percent of all offences, while Kusini reported the least number of 29 offences (1.8 percent). The districts of Mjini Magharibi shared 37.8 percent of all offences suggesting that the region continues to be the center of road offences. Mjini district was more likely to commit offences of ‘dangerous loads and passengers’ (67 offences) and ‘failure to wear uniforms and badges for conductor and driver at passenger car’ (60 offences). Magharibi B district was most likely to commit offences of ‘driving without license, insurance and road license’ (83 offences) and ‘dangerous loads and passengers’ (71 offences). Also Kaskazini B district was more likely to commit offences of , ‘non-compliance with guidelines and traffic regulations’ (76 offences) and ‘dangerous loads and passengers’(40 offences). Wete district was more likely to commit offences of ‘dangerous driving’ (60 offences) and ‘driving without license, insurance and road license (45 offences). While Chake Chake districts was more likely to commit offences of, ‘non-compliance with guidelines and traffic regulations’ (47 offences) and ‘failure to wear uniforms and badges for conductor and driver at passenger car’’ (38 offences). .All districts in Mjini Magharibi region committed more offences of ‘failure to wear uniforms and badges for conductor and driver at passenger car’, ‘non-compliance with guidelines and traffic regulations’, ‘driving without license, insurance and road license’, driving without helmet’ and ‘dangerous loads and passengers’ (Table 2.1 and 2.2).

A total number of offences reported in July, 2020 decreased to 1,573 offences in July, 2020 from 1,776 offences in July, 2019 which indicates a decreasing of 11.4 percent. Compared with previous month, the number offences reported July in 2020 decreased to 1,573 offences from 1,733 offences reported June, 2020 which indicates decreasing of 9.2 percent (Table 2.2)

Figure 1.1: Number of Accident and Victims by District, July 2020

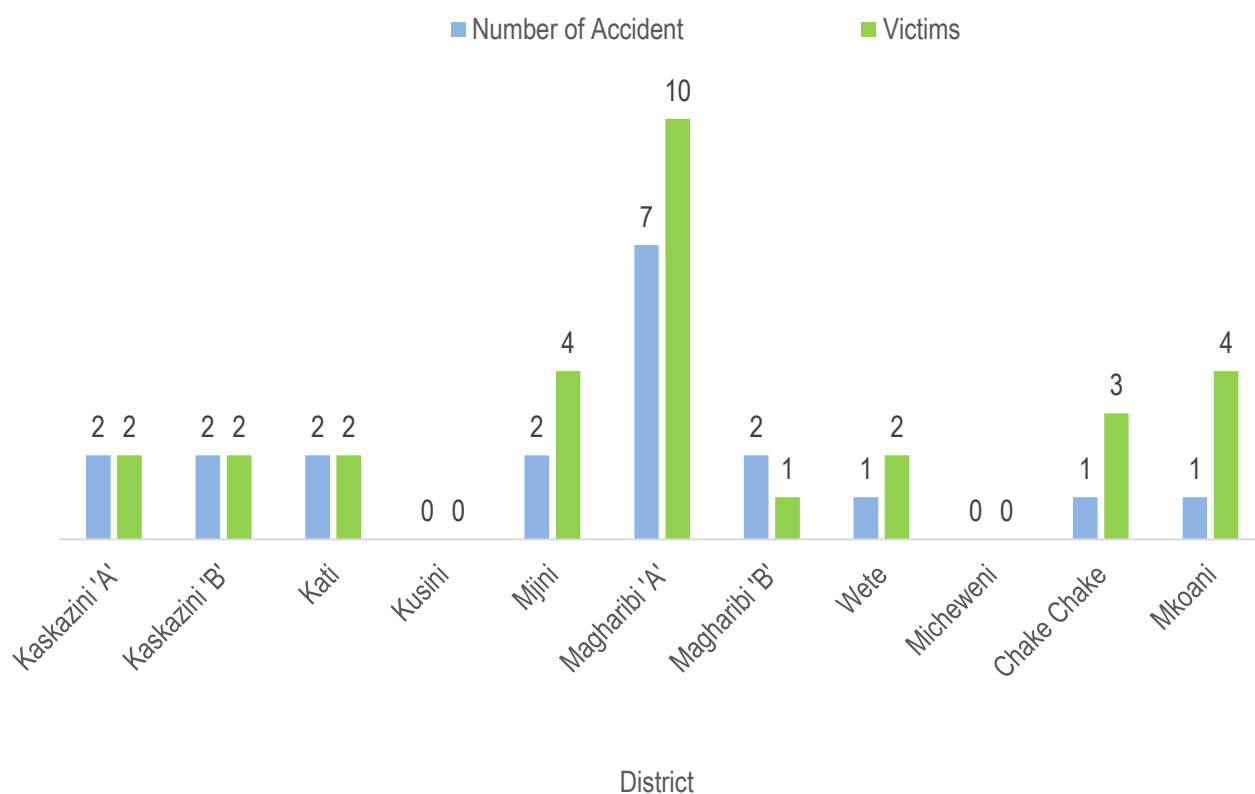


Figure 1.2: Number of Victim of Accidents, July 2020

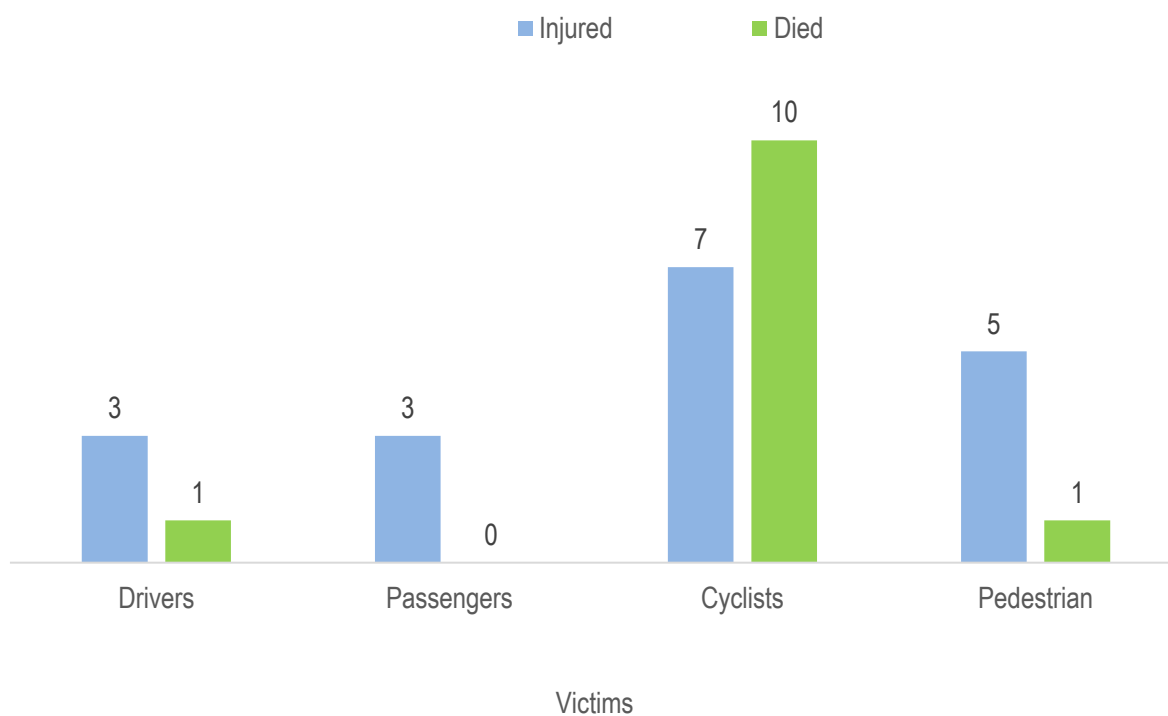


Table 1.1: Number of Reported Victims of Road Accidents by District and Sex; July 2020

District	No of Accident		Died				Injured				Total			
	Number	Percent	Male	Female	Total	Percent	Male	Female	Total	Percent	Male	Female	Total	Percent
Kaskazini 'A'	2	10	1	0	1	8.3	1	0	1	6	2	0	2	6.7
Kaskazini 'B'	2	10	1	0	1	8.3	1	0	1	6	2	0	2	6.7
Kati	2	10	1	0	1	8.3	0	1	1	6	1	1	2	6.7
Kusini	0	0	0	0	0	0	0	0	0	0	0	0	0	0
Mjini	2	10	2	0	2	16.7	2	0	2	11	4	0	4	13.3
Magharibi 'A'	7	35	2	0	2	16.7	8	0	8	44	10	0	10	33.3
Magharibi 'B'	2	10	1	0	1	8.3	0	0	0	0	1	0	1	3.3
Wete	1	5	1	0	1	8.3	1	0	1	6	2	0	2	6.7
Micheweni	0	0	0	0	0	0	0	0	0	0	0	0	0	0
Chake chake	1	5	1	0	1	8.3	2	0	2	11	3	0	3	10
Mkoani	1	5	2	0	2	16.7	2	0	2	11	4	0	4	13.3
Total	20	100	12	0	12	100	17	1	18	100	29	1	30	100

Source: Police Headquarter Zanzibar

Table 1.2: Number of Reported Road Accident by District and Type of Victims; July 2020

District	No. of Accident	Drivers						Passengers						Cyclists						Pedestrian					
		Died			Injured			Died			Injured			Died			Injured			Died			Injured		
		M	F	T	M	F	T	M	F	T	M	F	T	M	F	T	M	F	T	M	F	T	M	F	T
Kaskazini 'A'	2	0	0	0	0	0	0	0	0	0	0	0	0	1	0	1	1	0	1	0	0	0	0	0	0
Kaskazini 'B'	2	0	0	0	0	0	0	0	0	0	0	0	0	1	0	1	1	0	1	0	0	0	0	0	0
Kati	2	0	0	0	0	0	0	0	0	0	0	0	0	1	0	1	0	0	0	0	0	0	1	1	1
Kusini	0	0	0	0	0	0	0	0	0	0	0	0	0	0	0	0	0	0	0	0	0	0	0	0	0
Mjini	2	0	0	0	0	0	0	0	0	0	1	0	1	2	0	2	0	0	0	0	0	0	1	0	1
Magharibi 'A'	7	1	0	1	1	0	1	0	0	0	2	0	2	0	0	0	3	0	3	1	0	1	2	0	2
Magharibi 'B'	2	0	0	0	0	0	0	0	0	0	0	0	0	1	0	1	0	0	0	0	0	0	0	0	0
Wete	1	0	0	0	0	0	0	0	0	0	0	0	0	1	0	1	0	0	0	0	0	0	1	0	1
Micheweni	0	0	0	0	0	0	0	0	0	0	0	0	0	0	0	0	0	0	0	0	0	0	0	0	0
Chake chake	1	0	0	0	2	0	2	0	0	0	0	0	0	1	0	1	0	0	0	0	0	0	0	0	0
Mkoani	1	0	0	0	0	0	0	0	0	0	0	0	0	2	0	2	2	0	2	0	0	0	0	0	0
Total	20	1	0	1	3	0	3	0	0	0	3	0	3	10	0	10	7	0	7	1	0	1	4	1	5

Source: Police Headquarter Zanzibar

Table 1.3: Statistics of Road Accidents, between July 2019 and 2020

District	No of accidents		Victims				Drivers				Passengers				Cyclist				Pedestrians			
			Injured		Died		Injured		Died		Injured		Died		Injured		Died		Injured		Died	
	Jul-19	Jul-20	Jul-19	Jul-20	Jul-19	Jul-20	Jul-19	Jul-20	Jul-19	Jul-20	Jul-19	Jul-20	Jul-19	Jul-20	Jul-19	Jul-20	Jul-19	Jul-20	Jul-19	Jul-20	Jul-19	Jul-20
Kaskazini 'A'	1	2	1	1	0	1	0	0	0	0	0	0	0	0	1	0	1	1	0	0	0	0
Kaskazini 'B'	3	2	1	1	3	1	0	0	0	0	0	0	0	0	1	1	2	1	0	0	1	0
Kati	4	2	6	1	3	1	1	0	0	0	4	0	0	0	1	0	3	1	0	1	0	0
Kusini	3	0	3	0	7	0	0	0	1	1	1	0	3	0	2	0	3	0	0	0	0	0
Mjini	2	2	3	2	0	2	1	0	0	0	1	1	0	0	1	0	0	2	0	1	0	0
Magharibi 'A'	4	7	2	8	3	2	0	1	0	1	0	2	0	0	2	3	2	0	0	2	1	1
Magharibi 'B'	2	2	2	0	0	1	0	0	0	0	0	0	0	0	2	0	0	1	0	0	0	0
Wete	2	1	2	1	0	1	0	0	0	0	0	0	0	0	0	0	0	1	2	1	0	0
Micheweni	1	0	1	0	1	0	0	0	0	0	0	0	0	0	1	0	1	0	0	0	0	0
Chake chake	0	1	0	2	0	1	0	2	0	2	0	0	0	0	0	0	0	1	0	0	0	0
Mkoani	0	1	0	2	0	2	0	0	0	0	0	0	0	0	0	2	0	2	0	0	0	0
Total	22	20	21	18	17	12	2	3	1	1	6	3	3	0	10	7	11	10	3	5	2	1

Source: Police Headquarter Zanzibar

Table 1.4: Statistics of Road Accidents, between June and July, 2020

District	No of Accident		Victims				Drivers				Passengers				Cyclists				Pedestrian			
			Injured		Died		Injured		Died		Injured		Died		Injured		Died		Injured		Died	
	June	July	June	July	June	July	June	July	June	July	June	July	June	July	June	July	June	July	June	July	June	July
Kaskazini 'A'	2	2	1	1	1	1	0	0	0	0	1	0	0	0	0	1	1	1	0	0	0	0
Kaskazini 'B'	3	2	2	1	1	1	0	0	0	0	0	0	0	0	2	1	1	1	0	0	0	0
Kati	5	2	0	1	6	1	0	0	1	1	0	0	2	0	0	0	3	1	0	1	0	0
Kusini	1	0	0	0	1	0	0	0	0	0	0	0	0	0	0	0	1	0	0	0	0	0
Mjini	1	2	0	2	1	2	0	0	0	0	0	1	0	0	0	0	0	2	0	1	1	0
Magharibi 'A'	1	7	1	8	1	2	0	1	0	1	0	2	0	0	1	3	0	0	0	2	1	1
Magharibi 'B'	5	2	1	0	5	1	0	0	0	0	0	0	0	0	1	0	3	1	0	0	2	0
Wete	1	1	0	1	1	1	0	0	0	0	0	0	0	0	0	0	1	1	0	1	0	0
Micheweni	2	0	6	0	3	0	0	0	0	0	4	0	1	0	2	0	2	0	0	0	0	0
Chake Chake	0	1	0	2	0	1	0	2	0	2	0	0	0	0	0	0	0	1	0	0	0	0
Mkoani	0	1	0	2	0	2	0	0	0	0	0	0	0	0	0	2	0	2	0	0	0	0
Total	21	20	11	18	20	12	0	3	1	1	5	3	3	0	6	7	12	10	0	5	4	1

Source: Police Headquarter Zanzibar

Table 1.5: Number of Source /cause of road accident by District, July 2020

District	Source /cause of road accident	
	Driving car/ motor vehicle by high speed	Driver's negligence/carelessness
Kaskazini A	2	0
Kaskazini B	2	0
Kati	2	0
Mjini	2	0
Magharibi A	7	0
Magharibi B	2	0
Wete	1	0
Chake chake	1	0
Mkoani	1	0
Jumla	20	0

Source: Police Headquarter Zanzibar

Table1.6: Road Accidents as per the Time of Occurrence, July 2020

Time (24 hrs)	Number of Accidents
06:01 - 09:00 hrs	0
09:01 - 12:00 hrs	3
12:01 - 15:00 hrs	6
15:01 - 18:00 hrs	5
18:01 - 21:00 hrs	2
21:01 - 00:00 hrs	2
00:01 - 03:00 hrs	1
03:01 - 06:00 hrs	1
Total	20

Source: Police Headquarter Zanzibar

Figure 2.1: Number of Offences by Type, July 2020

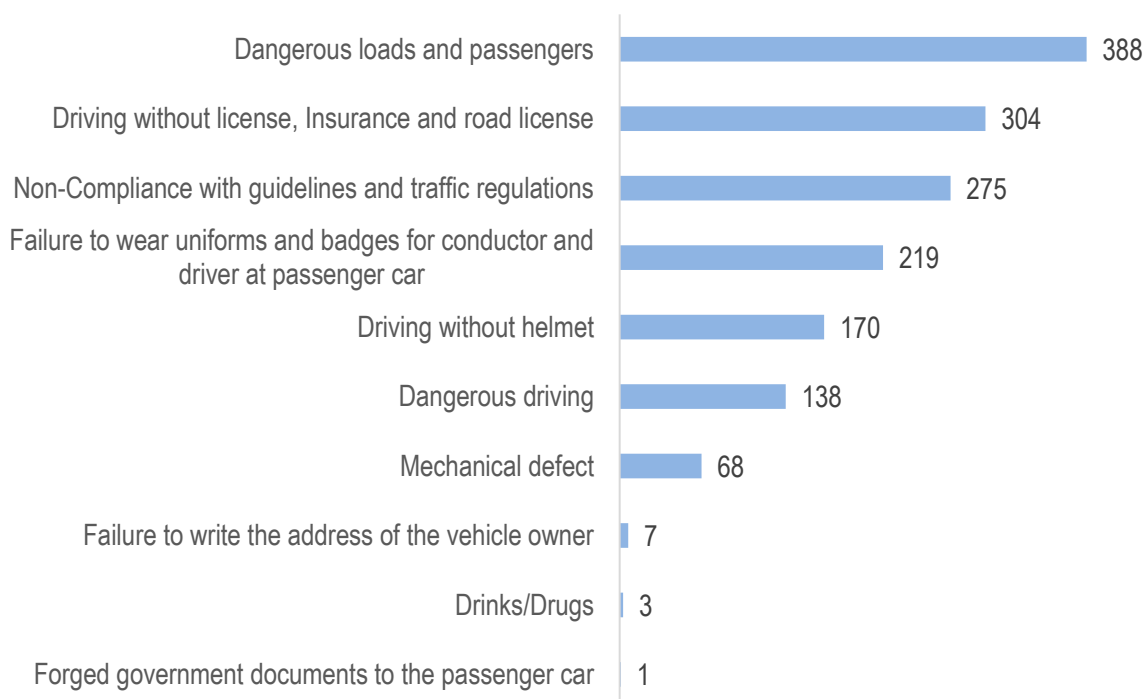


Figure 2.2: Number of Offences by Districts, July 2020

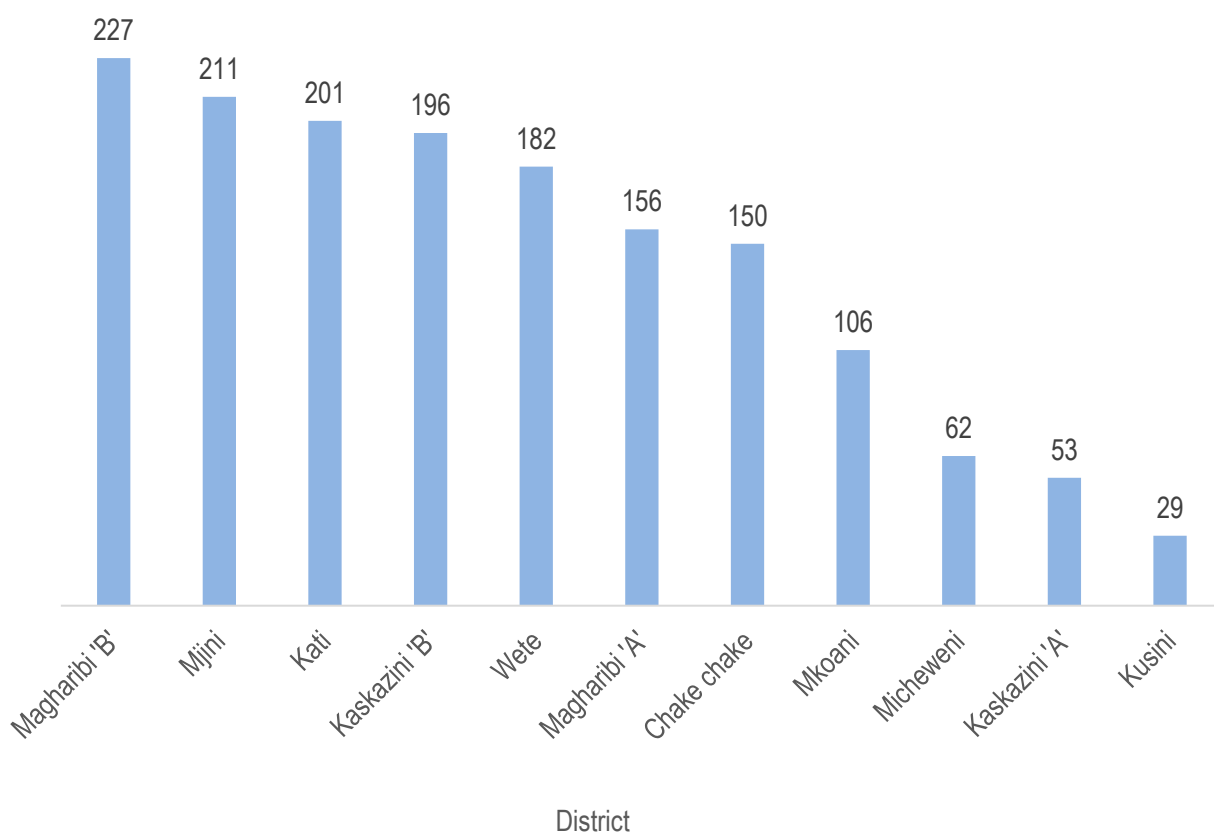


Table 2.1: Reported Traffic Offences by District and Sex, July, 2020

District	Drinks/Drugs			Dangerous driving			Mechanical defect			Driving without helmet			Driving without license, Insurance and road license		
	Male	Female	Total	Male	Female	Total	Male	Female	Total	Male	Female	Total	Male	Female	Total
Kaskazini 'A'	0	0	0	3	0	3	0	0	0	1	0	1	9	0	9
Kaskazini 'B'	0	0	0	30	0	30	5	0	5	13	0	13	15	0	15
Kati	0	0	0	19	0	19	41	0	41	19	0	19	27	0	27
Kusini	0	0	0	0	0	0	0	0	0	4	0	4	7	0	7
Mjini	0	0	0	0	0	0	4	0	4	38	0	38	42	0	42
Magharibi 'A'	3	0	3	0	0	0	10	0	10	20	0	20	30	0	30
Magharibi 'B'	0	0	0	3	0	3	0	0	0	22	0	22	83	0	83
Wete	0	0	0	60	0	60	5	0	5	22	0	22	45	0	45
Micheweni	0	0	0	4	0	4	3	0	3	10	0	10	21	0	21
Chake chake	0	0	0	19	0	19	0	0	0	10	0	10	10	0	10
Mkoani	0	0	0	0	0	0	0	0	0	11	0	11	15	0	15
Total	3	0	3	138	0	138	68	0	68	170	0	170	304	0	304

Source: Police Headquarter Zanzibar

Cont..... Table 2.1: Reported Traffic Offences by District and Sex, July, 2020

District	Dangerous loads and passengers			Failure to write the address of the vehicle owner			Forged government documents to the passenger car			Failure to wear uniforms and badges for conductor and driver at passenger car			Non-Compliance with guidelines and traffic regulations			Total		
	Male	Female	Total	Male	Female	Total	Male	Female	Total	Male	Female	Total	Male	Female	Total	Male	Female	Total
Kaskazini 'A'	4	0	4	0	0	0	0	0	0	2	0	2	34	0	34	53	0	53
Kaskazini 'B'	40	0	40	0	0	0	0	0	0	17	0	17	76	0	76	196	0	196
Kati	44	0	44	7	0	7	0	0	0	27	0	27	17	0	17	201	0	201
Kusini	10	0	10	0	0	0	0	0	0	3	0	3	5	0	5	29	0	29
Mjini	67	0	67	0	0	0	0	0	0	60	0	60	0	0	0	211	0	211
Magharibi 'A'	60	0	60	0	0	0	0	0	0	10	0	10	23	0	23	156	0	156
Magharibi 'B'	71	0	71	0	0	0	0	0	0	25	0	25	23	0	23	227	0	227
Wete	20	0	20	0	0	0	0	0	0	15	0	15	15	0	15	182	0	182
Micheweni	6	0	6	0	0	0	1	0	1	7	0	7	10	0	10	62	0	62
Chake chake	26	0	26	0	0	0	0	0	0	38	0	38	47	0	47	150	0	150
Mkoani	40	0	40	0	0	0	0	0	0	15	0	15	25	0	25	106	0	106
Total	388	0	388	7	0	7	1	0	1	219	0	219	275	0	275	1,573	0	1,573

Source: Police Headquarter Zanzibar

Table 2.2: Statistics of Traffic Offences, between July 2019 and 2020

District	Drinks/Drugs		Dangerous driving		Mechanical defect		Driving without helmet		Driving without license, Insurance and road license		Dangerous loads and passengers		Failure to write the address of the vehicle owner		Forged government documents to the passenger car		Failure to wear uniforms and badges for conductor and driver at passenger car		Non-Compliance with guidelines and traffic regulations		Total	
	Jul-19	Jul-20	Jul-19	Jul-20	Jul-19	Jul-20	Jul-19	Jul-20	Jul-19	Jul-20	Jul-19	Jul-20	Jul-19	Jul-20	Jul-19	Jul-20	Jul-19	Jul-20	Jul-19	Jul-20	Jul-19	Jul-20
Kaskazini 'A'	0	0	0	3	1	0	0	1	27	9	52	4	0	0	0	0	12	2	20	34	112	53
Kaskazini 'B'	0	0	0	30	2	5	3	13	17	15	99	40	1	0	0	0	77	17	25	76	224	196
Kati	0	0	2	19	25	41	5	19	10	27	35	44	0	7	0	0	45	27	99	17	221	201
Kusini	0	0	0	0	4	0	0	4	8	7	5	10	0	0	0	0	10	3	7	5	34	29
Mjini	0	0	0	0	0	4	38	38	49	42	106	67	0	0	0	0	73	60	135	0	401	211
Magharibi 'A'	0	3	0	0	4	10	34	20	51	30	44	60	2	0	0	0	30	10	42	23	207	156
Magharibi 'B'	0	0	0	3	0	0	52	22	55	83	25	71	15	0	0	0	30	25	53	23	230	227
Wete	0	0	7	60	10	5	23	22	46	45	23	20	2	0	0	0	11	15	31	15	153	182
Micheweni	0	0	0	4	3	3	1	10	5	21	6	6	0	0	0	1	0	7	0	10	15	62
Chake chake	0	0	0	19	0	0	5	10	21	10	2	26	1	0	1	0	19	38	19	47	95	150
Mkoani	0	0	0	0	0	0	0	11	18	15	31	40	0	0	0	0	17	15	18	25	84	106
Total	0	3	9	138	49	68	161	170	307	304	428	388	20	7	1	1	324	219	449	275	1,776	1,573

Source: Police Headquarter Zanzibar

Table 2.3: Statistics of Traffic Offences between, June and July, 2020

District	Drinks/Drugs		Dangerous driving		Mechanical defect		Driving without helmet		Driving without license, Insurance and road license		Dangerous loads and passengers		Failure to write the address of the vehicle owner		Forged government documents to the passenger car		Failure to wear uniforms and badges for conductor and driver at passenger car		Non-Compliance with guidelines and traffic regulations		Total	
	June	July	June	July	June	July	June	July	June	July	June	July	June	July	June	July	June	July	June	July	June	July
Kaskazini 'A'	0	0	6	3	1	0	1	1	16	9	16	4	1	0	0	0	6	2	44	34	91	53
Kaskazini 'B'	0	0	20	30	8	5	15	13	12	15	37	40	3	0	0	0	10	17	50	76	155	196
Kati	0	0	8	19	18	41	7	19	51	27	49	44	9	7	0	0	21	27	6	17	169	201
Kusini	0	0	0	0	1	0	0	4	6	7	13	10	0	0	0	0	4	3	3	5	27	29
Mjini	0	0	0	0	0	4	35	38	40	42	34	67	0	0	0	0	68	60	120	0	297	211
Magharibi 'A'	0	3	5	0	3	10	39	20	48	30	42	60	0	0	0	0	27	10	51	23	215	156
Magharibi 'B'	0	0	16	3	8	0	81	22	47	83	18	71	8	0	0	0	73	25	5	23	256	227
Wete	0	0	40	60	4	5	5	22	44	45	30	20	3	0	0	0	19	15	30	15	175	182
Micheweni	0	0	6	4	0	3	6	10	25	21	12	6	0	0	0	1	3	7	1	10	53	62
Chake chake	0	0	0	19	0	0	16	10	29	10	32	26	0	0	0	0	48	38	64	47	189	150
Mkoani	0	0	0	0	0	0	8	11	15	15	40	40	0	0	0	0	12	15	31	25	106	106
Total	0	3	101	138	43	68	213	170	333	304	323	388	24	7	0	1	291	219	405	275	1,733	1,573

Source: Police Headquarter Zanzibar

Explanatory Note

A road accident refers to any accident involving at least one road vehicle, occurring on a road open to public circulation, and in which at least one person is injured or killed. According to Penal Act no. 6/2004 Act to repeal the Penal Decree, chapter 13 of the law of Zanzibar limitation as time to death is defined, as Killed persons are accident victims who die immediately or within one year and one day (366) following the accident. Injured persons are accident victims having suffered trauma requiring medical treatment with or without hospitalization.

Roads are primary mean of transportation. These provide human access to different places. Many people's use road for different means of transport. Some of them use vehicle, bicycle and others walk.

An offence is a crime that breaks a particular law and requires a particular punishment. Road accidents are caused by various human offenses. Many mistakes that make his appearance seem to be minor but his impact becomes great. As a result, people getting disabilities or dying

For more clarifications, please contact:

*Police Headquarters Zanzibar
P.O.BOX, 237, PHQ, Zanzibar
Email:cidphqznz@gmail.com*

*Office of the Chief Government Statistician
P.O. BOX, 2321, Zanzibar
Email: zanstat@ocgs.go.tz*