

# STATISTICAL RELEASE ZANZIBAR ROAD ACCIDENTS AND OFFENCES STATISTICS FOR AUGUST-2020

No: 8



*Office of Chief Government Statistician*

P.O. Box 2321, Zanzibar  
Telephone +255242231869  
Email: [zanstat@ocgs.go.tz](mailto:zanstat@ocgs.go.tz)  
Website: <http://www.ocgs.go.tz>



*Police Headquarter Zanzibar*

P.O.Box 237, PHQ Zanzibar  
Fax No: 0242231367  
Email: [cidhqznz@gmail.com](mailto:cidhqznz@gmail.com)

## Introduction

This is a monthly release which provides summary of statistics from two crime statistics areas namely road accidents and traffic offences. These statistics are released by geographical disaggregation, category and differentiated by gender

Road accidents statistics provide information on number of accidents occurred, type of victim and status of the victim after the accident. While, traffic offences statistics provide information about the road traffic offenses classified into ten broad categories.

## Objective

The main objective of the release is to provide timely road accidents and traffic offences information in Zanzibar. This information is useful for planners, policy makers and decision makers.

### 1. Road Accidents

A total of 16 accidents were reported in August, 2020 that involved 41 all victims of whom 34 were males and seven (7) was female were reported. Among the victims, 32 were injured and nine (9) were died.

Kati district were reported the highest number of accidents four (4 accidents), followed by Kaskazini 'B' Magharibi 'A', Magharibi 'B', Wete and Chake Chake district two (2) accidents (for each district). Kaskazini 'B' district reported the highest number of 13 victims (32 percent) (Table 1.1).

Among the victims of the road accidents (died/injured), most of them were Passengers (19 victims) followed by pedestrian (12 victims), cyclist (six (6) victims), and drivers (four (4) victims) (Table 1.2).

The total number of accidents reported in August 2020 decreased to 16 in August 2020 from 23 accidents reported in August 2019, which indicates a decrease of 30.4 percent while the number Of victims increased from 35 in August 2019 to 41 in August 2020. Comparing with preceding month, the number of accidents decreased from 20 accidents reported in July 2020 to 16 reported in August 2020 (Table 1.3 and Table 1.4).

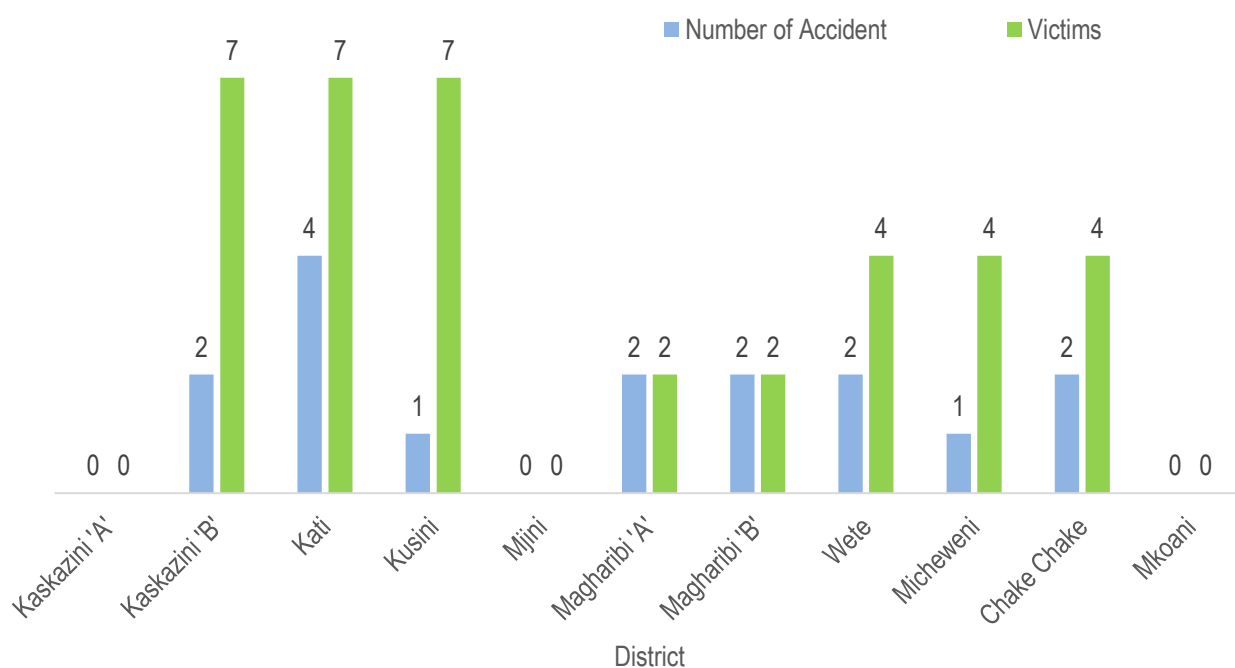
## **2. Traffic Offences**

A total of 2,121 traffic offences were reported in August 2020, of which 2,121 all offences were committed by males. ‘Non-compliance with guidelines and traffic regulations’ (635 offences) followed by ‘dangerous loads and passengers’ (388 offences) ‘driving without license, insurance and road license’ (325 offences), and ‘driving without helmet’ (212 offences)’. The listed four offences accounted for 73.1 percent of all offences (Table 2.1).

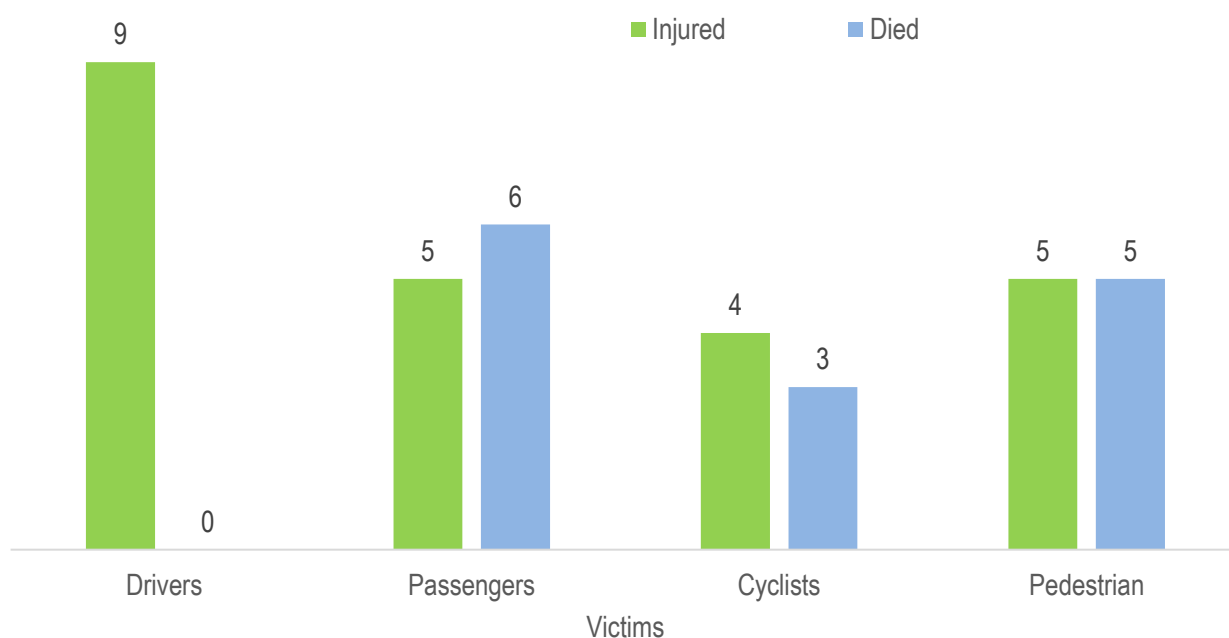
Magharibi ‘B’ district committed the highest number of offences (479 offences) which is equivalent 22.6 percent of all offences, while Kusini reported the least number of 27 offences (1.3 percent). The districts of Mjini Magharibi shared 51.6 percent of all offences suggesting that the region continues to be the center of road offences. Mjini district was more likely to commit offences of ‘non-compliance with guidelines and traffic regulations’ (143 offences) and ‘Forged government documents to the passenger car’ (91 offences). Magharibi B district was most likely to commit offences of ‘non-compliance with guidelines and traffic regulations’ (218 offences) and ‘dangerous loads and passengers’ (97 offences) .Also Kaskazini B district was more likely to commit offences of , ‘non-compliance with guidelines and traffic regulations’(36 offences) and ‘dangerous loads and passengers’(29 offences), Wete district was more likely to commit offences of ‘driving without license, insurance and road license (77 offences) and ‘Forged government documents to the passenger car’ (36 offences) while Chake Chake districts was more likely to commit offences of, ‘non-compliance with guidelines and traffic regulations’(60 offences) and ‘failure to wear uniforms and badges for conductor and driver at passenger car’’ (38 offences) .All districts in Mjini Magharibi region committed more offences on ‘failure to wear uniforms and badges for conductor and driver at passenger car’,‘non-compliance with guidelines and traffic regulations’,‘driving without license, insurance and road license’,driving without helmet’and ‘dangerous loads and passengers’ (Table 2.1 and 2.2).

A total number of offences reported in August 2020 increased to 2,121 offences in August 2020 from 1,645 offences in August 2019, which indicates a increasing of 28.9 percent. Compared with previous month, the number offences reported August in 2020 increased to 2,121 offences from 1,573 offences reported July 2020, which indicates increasing of 34.8 percent (Table 2.2)

**Figure 1.1: Number of Accident and Victims by District, August 2020**



**Figure 1.2: Number of Victim of Accidents, August 2020**



**Table 1.1: Number of Reported Victims of Road Accidents by District and Sex; August 2020**

District	No of Accident		Died				Injured				Total			
	Number	Percent	Male	Female	Total	Percent	Male	Female	Total	Percent	Male	Female	Total	Percent
Kaskazini 'A'	0	0	0	0	0	0.0	0	0	0	0	0	0	0	0
Kaskazini 'B'	2	13	1	0	1	11	12	0	12	38	13	0	13	32
Kati	4	25	1	0	1	11	6	0	6	19	7	0	7	17
Kusini	1	6	0	1	1	11	2	6	8	25	2	7	9	22
Mjini	0	0	0	0	0	0	0	0	0	0	0	0	0	0
Magharibi 'A'	2	13	1	0	1	11	1	0	1	3	2	0	2	5
Magharibi 'B'	2	13	2	0	2	22	0	0	0	0	2	0	2	5
Wete	2	13	1	0	1	11	2	0	2	6	3	0	3	7
Micheweni	1	6	1	0	1	11	3	0	3	9	4	0	4	10
Chake chake	2	13	1	0	1	11	0	0	0	0	1	0	1	2
Mkoani	0	0	0	0	0	0	0	0	0	0	0	0	0	0
<b>Total</b>	<b>16</b>	<b>100</b>	<b>8</b>	<b>1</b>	<b>9</b>	<b>100</b>	<b>26</b>	<b>6</b>	<b>32</b>	<b>100</b>	<b>34</b>	<b>7</b>	<b>41</b>	<b>100</b>

Source: Police Headquarter Zanzibar

**Table 1.2: Number of Reported Road Accident by District and Type of Victims; August 2020**

District	No. of Accident	Drivers						Passengers						Cyclists						Pedestrian					
		Died			Injured			Died			Injured			Died			Injured			Died			Injured		
		M	F	T	M	F	T	M	F	T	M	F	T	M	F	T	M	F	T	M	F	T	M	F	T
Kaskazini 'A'	0	0	0	0	0	0	0	0	0	0	0	0	0	0	0	0	0	0	0	0	0	0	0	0	0
Kaskazini 'B'	2	0	0	0	2	0	2	0	0	0	4	6	10	1	0	1	0	0	0	0	0	0	0	0	0
Kati	4	0	0	0	0	0	0	0	0	0	2	0	2	0	0	0	3	0	3	1	0	1	1	0	1
Kusini	1	0	0	0	2	0	2	0	1	1	0	6	6	0	0	0	0	0	0	0	0	0	0	0	0
Mjini	0	0	0	0	0	0	0	0	0	0	0	0	0	0	0	0	0	0	0	0	0	0	0	0	0
Magharibi 'A'	2	0	0	0	0	0	0	0	0	0	0	0	0	0	0	0	1	0	1	1	0	1	0	0	0
Magharibi 'B'	2	0	0	0	0	0	0	0	0	0	0	0	0	1	0	1	0	0	0	1	0	1	0	0	0
Wete	2	0	0	0	0	0	0	0	0	0	0	0	0	0	0	0	0	0	0	1	0	1	2	0	2
Micheweni	1	0	0	0	0	0	0	0	0	0	0	0	0	0	0	0	0	0	0	1	0	1	3	0	3
Chake chake	2	0	0	0	0	0	0	0	0	0	0	0	0	0	0	0	0	0	0	1	0	1	0	0	0
Mkoani	0	0	0	0	0	0	0	0	0	0	0	0	0	0	0	0	0	0	0	0	0	0	0	0	0
<b>Total</b>	<b>16</b>	<b>0</b>	<b>0</b>	<b>0</b>	<b>4</b>	<b>0</b>	<b>4</b>	<b>0</b>	<b>1</b>	<b>1</b>	<b>6</b>	<b>12</b>	<b>18</b>	<b>2</b>	<b>0</b>	<b>2</b>	<b>4</b>	<b>0</b>	<b>4</b>	<b>6</b>	<b>0</b>	<b>6</b>	<b>6</b>	<b>0</b>	<b>6</b>

Source: Police Headquarter Zanzibar

**Table 1.3: Statistics of Road Accidents, between August 2019 and 2020**

District	No of accidents		Victims				Drivers				Passengers				Cyclist				Pedestrians			
			Injured		Died		Injured		Died		Injured		Died		Injured		Died		Injured		Died	
	Aug-19	Aug-20	Aug-19	Aug-20	Aug-19	Aug-20	Aug-19	Aug-20	Aug-19	Aug-20	Aug-19	Aug-20	Aug-19	Aug-20	Aug-19	Aug-20	Aug-19	Aug-20	Aug-19	Aug-20	Aug-19	Aug-20
Kaskazini 'A'	0	0	0	0	0	0	0	0	0	0	0	0	0	0	0	0	0	0	0	0	0	0
Kaskazini 'B'	0	2	0	12	0	1	0	2	0	0	0	10	0	0	0	0	0	1	0	0	0	0
Kati	5	4	6	6	5	1	0	0	0	0	4	2	0	0	2	3	2	0	0	1	3	1
Kusini	0	1	0	8	0	1	0	2	0	0	0	6	0	1	0	0	0	0	0	0	0	0
Mjini	5	0	7	0	0	0	0	0	0	0	2	0	0	0	3	0	0	0	2	0	0	0
Magharibi 'A'	5	2	0	1	3	1	0	0	0	0	0	0	0	0	0	1	2	0	0	0	1	1
Magharibi 'B'	4	2	5	0	5	2	1	0	0	0	0	0	0	0	2	0	2	1	3	0	3	1
Wete	1	2	1	2	0	1	0	0	0	0	0	0	0	0	1	0	0	0	0	2	0	1
Micheweni	2	1	2	3	0	1	0	0	0	0	0	0	0	0	1	0	0	0	1	3	0	1
Chake chake	1	2	0	0	1	1	0	0	0	0	0	0	0	0	0	0	0	0	0	0	1	1
Mkoani	0	0	0	0	0	0	0	0	0	0	0	0	0	0	0	0	0	0	0	0	0	0
Total	23	16	21	32	14	9	1	4	0	0	6	18	0	1	9	4	6	2	6	6	8	6

Source: Police Headquarter Zanzibar

**Table 1.4: Statistics of Road Accidents, between July and August 2020**

District	No of Accident		Victims				Drivers				Passengers				Cyclists				Pedestrian			
			Injured		Died		Injured		Died		Injured		Died		Injured		Died		Injured		Died	
	July	August	July	August	July	August	July	August	July	August	July	August	July	August	July	August	July	August	July	August	July	August
Kaskazini 'A'	2	0	1	0	1	0	0	0	0	0	0	0	0	0	1	0	1	0	0	0	0	0
Kaskazini 'B'	2	2	1	12	1	1	0	2	0	0	0	10	0	0	1	0	1	1	0	0	0	0
Kati	2	4	1	6	1	1	0	0	1	0	0	2	0	0	0	3	1	0	1	1	0	1
Kusini	0	1	0	8	0	1	0	2	0	0	0	6	0	1	0	0	0	0	0	0	0	0
Mjini	2	0	2	0	2	0	0	0	0	0	1	0	0	0	0	0	2	0	1	0	0	0
Magharibi 'A'	7	2	8	1	2	1	1	0	1	0	2	0	0	0	3	1	0	0	2	0	1	1
Magharibi 'B'	2	2	0	0	1	2	0	0	0	0	0	0	0	0	0	0	1	1	0	0	0	1
Wete	1	2	1	2	1	1	0	0	0	0	0	0	0	0	0	0	1	0	1	2	0	1
Micheweni	0	1	0	3	0	1	0	0	0	0	0	0	0	0	0	0	0	0	0	3	0	1
Chake Chake	1	2	2	0	1	1	2	0	2	0	0	0	0	0	0	0	1	0	0	0	0	1
Mkoani	1	0	2	0	2	0	0	0	0	0	0	0	0	0	2	0	2	0	0	0	0	0
<b>Total</b>	<b>20</b>	<b>16</b>	<b>18</b>	<b>32</b>	<b>12</b>	<b>9</b>	<b>3</b>	<b>4</b>	<b>1</b>	<b>0</b>	<b>3</b>	<b>18</b>	<b>0</b>	<b>1</b>	<b>7</b>	<b>4</b>	<b>10</b>	<b>2</b>	<b>5</b>	<b>6</b>	<b>1</b>	<b>6</b>

Source: Police Headquarter Zanzibar

**Table 1.5: Number of Source /cause of road accident by District, August 2020**

District	Source /cause of road accident	
	Driving car/ motor vehicle by high speed	Driver's negligence/carelessness
Kaskazini B	2	0
Kati	4	0
Kusini	1	0
Magharibi A	2	0
Magharibi B	2	0
Micheweni	1	0
Wete	2	0
Chake chake	2	0
<b>Jumla</b>	<b>16</b>	<b>0</b>

Source: Police Headquarter Zanzibar

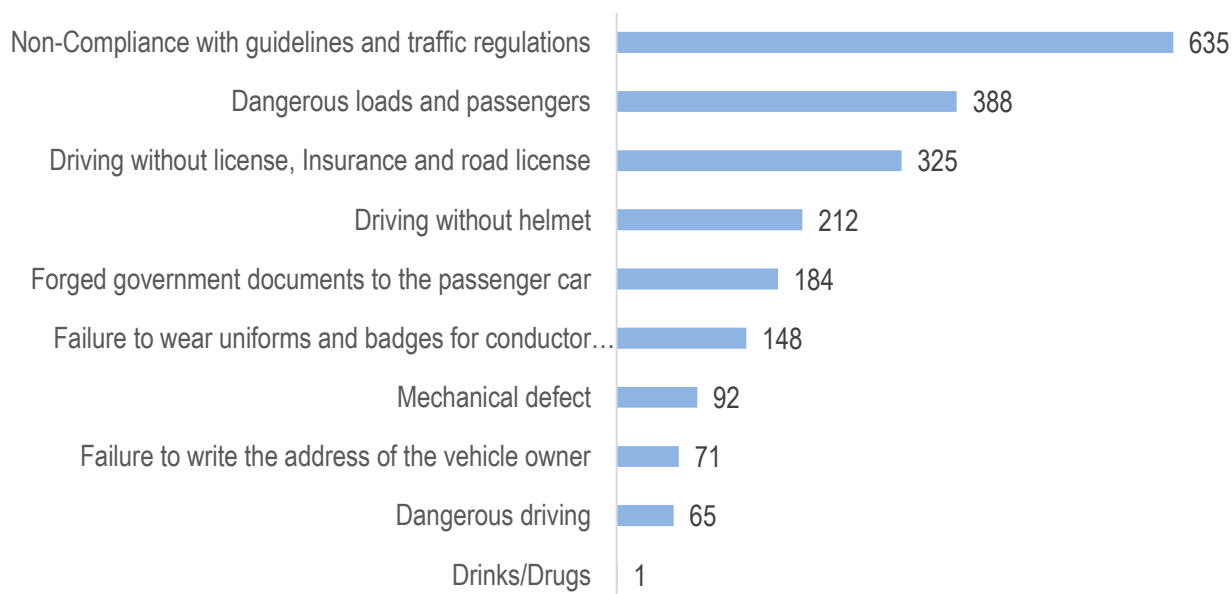
**Table1.6: Road Accidents as per the Time of Occurrence, August 2020**

Time (24 hrs)	Number of Accidents
06:01 - 09:00 hrs	2
09:01 - 12:00 hrs	3
12:01 - 15:00 hrs	2
15:01 - 18:00 hrs	2
18:01 - 21:00 hrs	4
21:01 - 00:00 hrs	2
00:01 - 03:00 hrs	1
03:01 - 06:00 hrs	0
<b>Total</b>	<b>16</b>

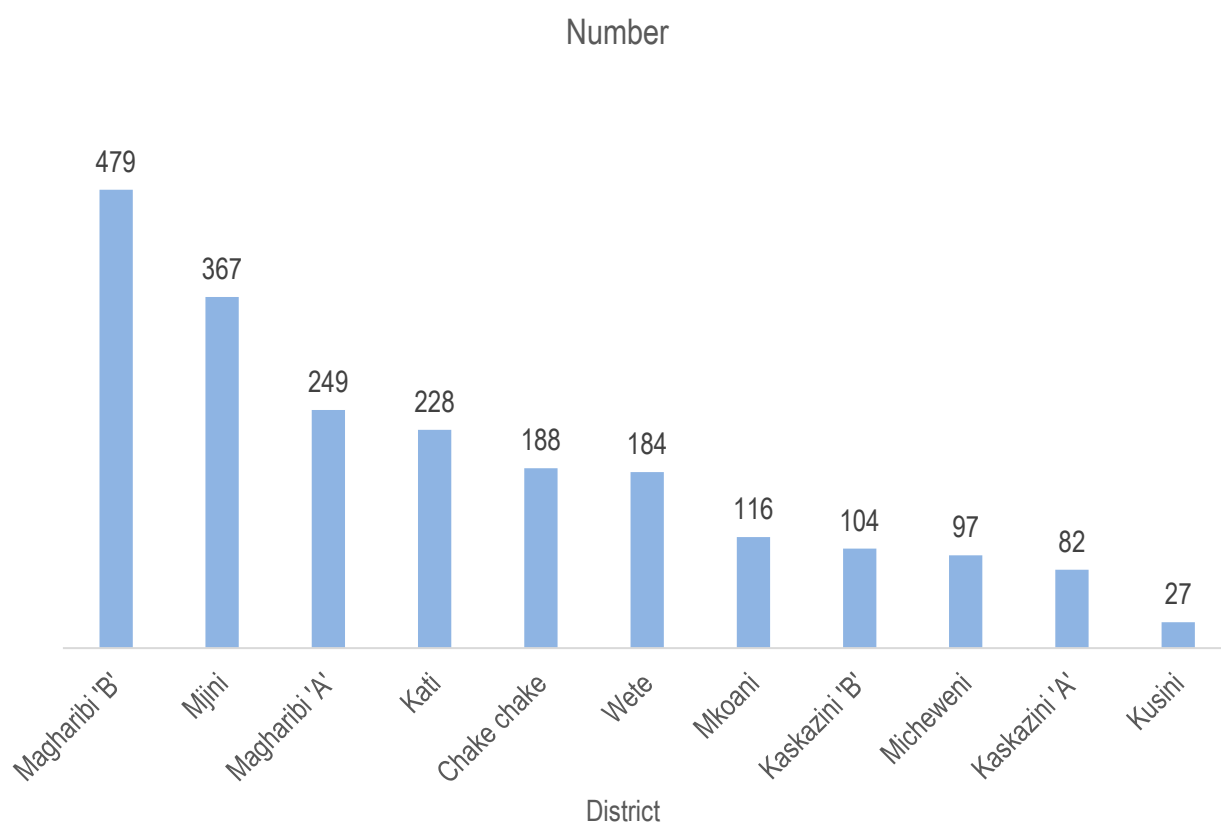
Source: Police Headquarter Zanzibar



**Figure 2.1: Number of Offences by Type, August 2020**



**Figure 2.2: Number of Offences by Districts, August 2020**



**Table 2.1: Reported Traffic Offences by District and Sex, August 2020**

District	Drinks/Drugs			Dangerous driving			Mechanical defect			Driving without helmet			Driving without license, Insurance and road license		
	Male	Female	Total	Male	Female	Total	Male	Female	Total	Male	Female	Total	Male	Female	Total
Kaskazini 'A'	0	0	0	2	0	2	3	0	3	0	0	0	16	0	16
Kaskazini 'B'	0	0	0	2	0	2	1	0	1	10	0	10	14	0	14
Kati	0	0	0	11	0	11	63	0	63	16	0	16	16	0	16
Kusini	0	0	0	0	0	0	5	0	5	3	0	3	8	0	8
Mjini	0	0	0	0	0	0	7	0	7	43	0	43	29	0	29
Magharibi 'A'	0	0	0	0	0	0	5	0	5	47	0	47	36	0	36
Magharibi 'B'	0	0	0	10	0	10	7	0	7	36	0	36	48	0	48
Wete	1	0	1	30	0	30	1	0	1	7	0	7	77	0	77
Micheweni	0	0	0	10	0	10	0	0	0	14	0	14	27	0	27
Chake chake	0	0	0	0	0	0	0	0	0	30	0	30	34	0	34
Mkoani	0	0	0	0	0	0	0	0	0	6	0	6	20	0	20
<b>Total</b>	<b>1</b>	<b>0</b>	<b>1</b>	<b>65</b>	<b>0</b>	<b>65</b>	<b>92</b>	<b>0</b>	<b>92</b>	<b>212</b>	<b>0</b>	<b>212</b>	<b>325</b>	<b>0</b>	<b>325</b>

Source: Police Headquarter Zanzibar

Cont... Table 2.1: Reported Traffic Offences by District and Sex, August 2020

District	Dangerous loads and passengers			Failure to write the address of the vehicle owner			Forged government documents to the passenger car			Failure to wear uniforms and badges for conductor and driver at passenger car			Non-Compliance with guidelines and traffic regulations			Total		
	Male	Female	Total	Male	Female	Total	Male	Female	Total	Male	Female	Total	Male	Female	Total	Male	Female	Total
Kaskazini 'A'	20	0	20	0	0	0	0	0	0	4	0	4	37	0	37	82	0	82
Kaskazini 'B'	29	0	29	0	0	0	0	0	0	12	0	12	36	0	36	104	0	104
Kati	89	0	89	7	0	7	0	0	0	16	0	16	10	0	10	228	0	228
Kusini	0	0	0	5	0	5	0	0	0	5	0	5	1	0	1	27	0	27
Mjini	54	0	54	0	0	0	91	0	91	0	0	0	143	0	143	367	0	367
Magharibi 'A'	0	0	0	52	0	52	0	0	0	39	0	39	70	0	70	249	0	249
Magharibi 'B'	97	0	97	6	0	6	57	0	57	0	0	0	218	0	218	479	0	479
Wete	0	0	0	1	0	1	36	0	36	13	0	13	18	0	18	184	0	184
Micheweni	18	0	18	0	0	0	0	0	0	6	0	6	22	0	22	97	0	97
Chake chake	26	0	26	0	0	0	0	0	0	38	0	38	60	0	60	188	0	188
Mkoani	55	0	55	0	0	0	0	0	0	15	0	15	20	0	20	116	0	116
<b>Total</b>	<b>388</b>	<b>0</b>	<b>388</b>	<b>71</b>	<b>0</b>	<b>71</b>	<b>184</b>	<b>0</b>	<b>184</b>	<b>148</b>	<b>0</b>	<b>148</b>	<b>635</b>	<b>0</b>	<b>635</b>	<b>2121</b>	<b>0</b>	<b>2121</b>

Source: Police Headquarter Zanzibar

**Table 2.2: Statistics of Traffic Offences, between August 2019 and 2020**

District	Drinks/Drugs		Dangerous driving		Mechanical defect		Driving without helmet		Driving without license, Insurance and road license		Dangerous loads and passengers		Failure to write the address of the vehicle owner		Forged government documents to the passenger car		Failure to wear uniforms and badges for conductor and driver at passenger car		Non-Compliance with guidelines and traffic regulations		Total	
	Aug-19	Aug-20	Aug-19	Aug-20	Aug-19	Aug-20	Aug-19	Aug-20	Aug-19	Aug-20	Aug-19	Aug-20	Aug-19	Aug-20	Aug-19	Aug-20	Aug-19	Aug-20	Aug-19	Aug-20	Aug-19	Aug-20
Kaskazini 'A'	0	0	1	2	3	3	1	0	13	16	31	20	1	0	0	0	12	4	28	37	90	82
Kaskazini 'B'	0	0	2	2	4	1	3	10	17	14	78	29	1	0	0	0	42	12	43	36	190	104
Kati	0	0	0	11	30	63	3	16	8	16	80	89	0	7	0	0	38	16	82	10	241	228
Kusini	0	0	0	0	0	5	1	3	8	8	14	0	0	5	0	0	7	5	5	1	35	27
Mjini	0	0	0	0	0	7	42	43	64	29	39	54	0	0	0	91	64	0	89	143	298	367
Magharibi 'A'	0	0	0	0	0	5	24	47	63	36	31	0	0	52	0	0	69	39	93	70	280	249
Magharibi 'B'	0	0	0	10	0	7	15	36	37	48	41	97	0	6	0	57	36	0	30	218	159	479
Wete	0	1	3	30	0	1	18	7	45	77	28	0	5	1	0	36	13	13	45	18	157	184
Micheweni	0	0	1	10	0	0	2	14	11	27	10	18	0	0	0	0	0	6	6	22	30	97
Chake chake	0	0	0	0	0	0	5	30	21	34	22	26	0	0	0	0	19	38	33	60	100	188
Mkoani	0	0	0	0	0	0	2	6	13	20	23	55	0	0	0	0	9	15	18	20	65	116
<b>Total</b>	<b>0</b>	<b>1</b>	<b>7</b>	<b>65</b>	<b>37</b>	<b>92</b>	<b>116</b>	<b>212</b>	<b>300</b>	<b>325</b>	<b>397</b>	<b>388</b>	<b>7</b>	<b>71</b>	<b>0</b>	<b>184</b>	<b>309</b>	<b>148</b>	<b>472</b>	<b>635</b>	<b>1,645</b>	<b>2121</b>

Source: Police Headquarter Zanzibar

**Table 2.3: Statistics of Traffic Offences between, July and August, 2020**

District	Drinks/Drugs		Dangerous driving		Mechanical defect		Driving without helmet		Driving without license, Insurance and road license		Dangerous loads and passengers		Failure to write the address of the vehicle owner		Forged government documents to the passenger car		Failure to wear uniforms and badges for conductor and driver at passenger car		Non-Compliance with guidelines and traffic regulations		Total	
	July	August	July	August	July	August	July	August	July	August	July	August	July	August	July	August	July	August	July	August	July	August
Kaskazini 'A'	0	0	3	2	0	3	1	0	9	16	4	20	0	0	0	0	2	4	34	37	53	82
Kaskazini 'B'	0	0	30	2	5	1	13	10	15	14	40	29	0	0	0	0	17	12	76	36	196	104
Kati	0	0	19	11	41	63	19	16	27	16	44	89	7	7	0	0	27	16	17	10	201	228
Kusini	0	0	0	0	0	5	4	3	7	8	10	0	0	5	0	0	3	5	5	1	29	27
Mjini	0	0	0	0	4	7	38	43	42	29	67	54	0	0	0	91	60	0	0	143	211	367
Magharibi 'A'	3	0	0	0	10	5	20	47	30	36	60	0	0	52	0	0	10	39	23	70	156	249
Magharibi 'B'	0	0	3	10	0	7	22	36	83	48	71	97	0	6	0	57	25	0	23	218	227	479
Wete	0	1	60	30	5	1	22	7	45	77	20	0	0	1	0	36	15	13	15	18	182	184
Micheweni	0	0	4	10	3	0	10	14	21	27	6	18	0	0	1	0	7	6	10	22	62	97
Chake chake	0	0	19	0	0	0	10	30	10	34	26	26	0	0	0	0	38	38	47	60	150	188
Mkoani	0	0	0	0	0	0	11	6	15	20	40	55	0	0	0	0	15	15	25	20	106	116
<b>Total</b>	<b>3</b>	<b>1</b>	<b>138</b>	<b>65</b>	<b>68</b>	<b>92</b>	<b>170</b>	<b>212</b>	<b>304</b>	<b>325</b>	<b>388</b>	<b>388</b>	<b>7</b>	<b>71</b>	<b>1</b>	<b>184</b>	<b>219</b>	<b>148</b>	<b>275</b>	<b>635</b>	<b>1573</b>	<b>2121</b>

Source: Police Headquarter Zanzibar

## **Explanatory Note**

A road accident refers to any accident involving at least one road vehicle, occurring on a road open to public circulation, and in which at least one person is injured or killed. According to Penal Act no. 6/2004 Act to repeal the Penal Decree, chapter 13 of the law of Zanzibar limitation as time to death is defined as Killed persons are accident victims who die immediately or within one year and one day (366) following the accident. Injured persons are accident victims having suffered trauma requiring medical treatment with or without hospitalization.

Roads are primary mean of transportation. These provide human access to different places. Many people's use road for different means of transport. Some of them use vehicle, bicycle and others walk.

An offence is a crime that breaks a particular law and requires a particular punishment. Road accidents are caused by various human offenses. Many mistakes that make his appearance seem to be minor but his impact becomes great. As a result, people getting disabilities or dying

**For more clarifications, please contact:**

*Police Headquarters Zanzibar  
P.O.BOX, 237, PHQ, Zanzibar  
Email:cidphqznz@gmail.com*

*Office of the Chief Government Statistician  
P.O. BOX, 2321, Zanzibar  
Email: zanstat@ocgs.go.tz*