

STATISTICAL RELEASE ZANZIBAR ROAD ACCIDENTS AND OFFENCES STATISTICS FOR JANUARY-2019

No:14



Office of Chief Government Statistician

P.O. Box 2321, Zanzibar
Telephone +255242231869
Email: zanstat@ocgs.go.tz
Website: <http://www.ocgs.go.tz>



Police Headquarter Zanzibar

P.O. Box 237, PHQ Zanzibar
Fax No: 0242231367
Email: cidhqznz@gmail.com

Introduction

This is a monthly release which provides summary of statistics from two crime statistics areas namely road accidents and traffic offences. These statistics are released by geographical disaggregation, category and differentiated by gender

Road accidents statistics provide information on number of accidents occurred, type of victim and status of the victim after the accident. While, traffic offences statistics provide information about the road traffic offenses classified into ten broad categories.

Objective

The main objective of the release is to provide timely road accidents and traffic offences information in Zanzibar. This information is useful for planners, policy makers and decision makers.

1. Road Accidents

A total of 22 accidents was reported in January 2019 that involved 40 victims of whom 31 were males and nine were females. Among the victims, 31 were injured and nine died. Magharibi B district reported the highest number of accidents (eight accidents), followed by Mjini (five accidents) while no accidents were reported in Pemba districts. Magharibi B reported the highest number of victims (14 victims) which is equivalent to one third of the total victims (35 percent) (Table 1.1).

Among the victims of the road accidents (died/injured), most of them were passengers (20), followed by cyclists (10), pedestrians (7) and drivers (3) (Table 1.2).

The total number of accidents reported in January 2019 decreased to 22 from 35 accidents reported in the same month in 2018 which indicates a decrease of 37.1 percent, while the number

of victims decreased by half (from 79 in January 2018 to 40 in January 2019) in the same period. Comparing with preceding month, the number of accidents decreased from 30 accidents reported in December 2018 to 22 reported in January 2019 (Table 1.3&1.4).

2. Traffic Offences

A total of 2,253 traffic offences was reported in January 2019 of which all offences were committed by males. Dangerous loads and passengers' offences were highly reported (628 offences), followed by non-compliance with guidelines and traffic regulations (440 offences), driving without licenses, insurance and road license (406 offences) and Failure to wear uniforms and badges for conductor and driver at passenger car (365 offences). The listed four offences account for 81.6 percent of all offences (Table 2.1).

Mjini district committed the highest number of offences (375 offences) which is equivalent 16.6 percent of all offences, while Kusini reported the least number of offences 47 offences (2.1 percent). The districts of Mjini Magharibi shared 43.9 percent of all offences suggesting that the region continues to be the center of road offences. Kati district was more likely to commit offences of 'dangerous load and passengers offences' (143 offences), 'failure to write the address of the vehicle owner offences' (40 offences) and 'mechanical defect offences' (40 offences) while Mjini district was most likely to commit offences of 'non-compliance with guidelines and traffic regulations' (105 offences). All districts in Mjini Magharibi region committed more offences on 'driving without helmet' and 'driving without license insurance and road license' (Table 2.1 and 2.2).

A total number of offences reported in January 2019 decreased to 2,253 from 3,149 reported on the same month of 2018 which indicates a decrease of 28.5 percent. Compared with previous month, the number of offences reported in January 2019 increased to 2,253 from 2,000 of December 2018 which indicate an increase of 12.7 percent.

Figure 1.1: Number of Accident and Victims by District, January 2019

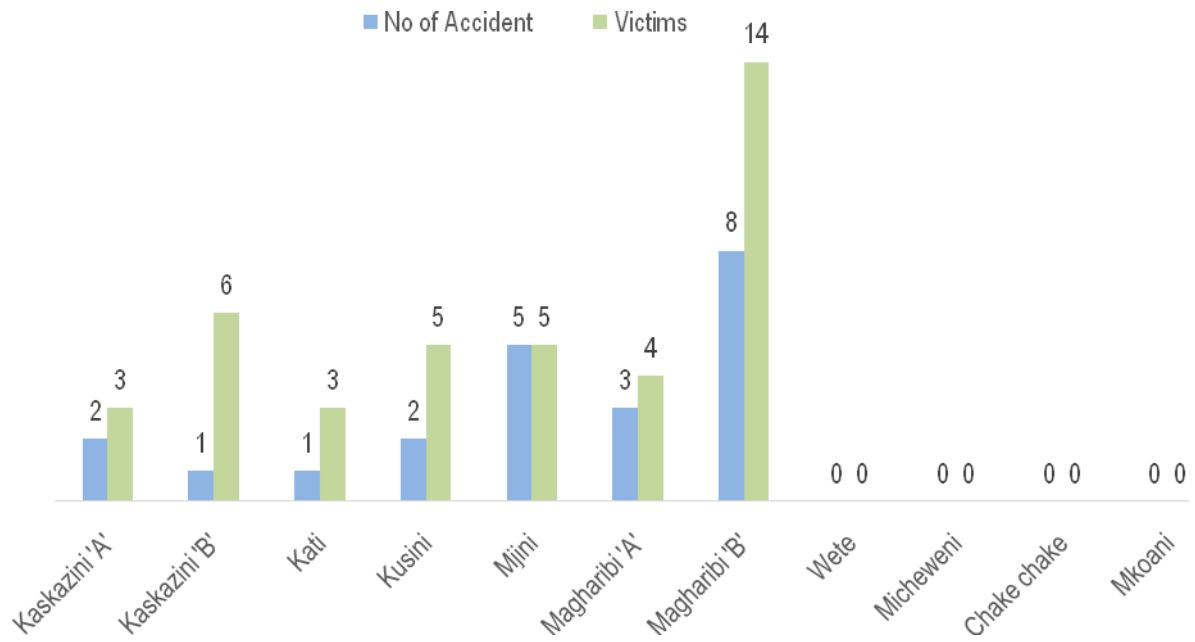


Figure 1.2: Number of Victim of Accidents, January 2019

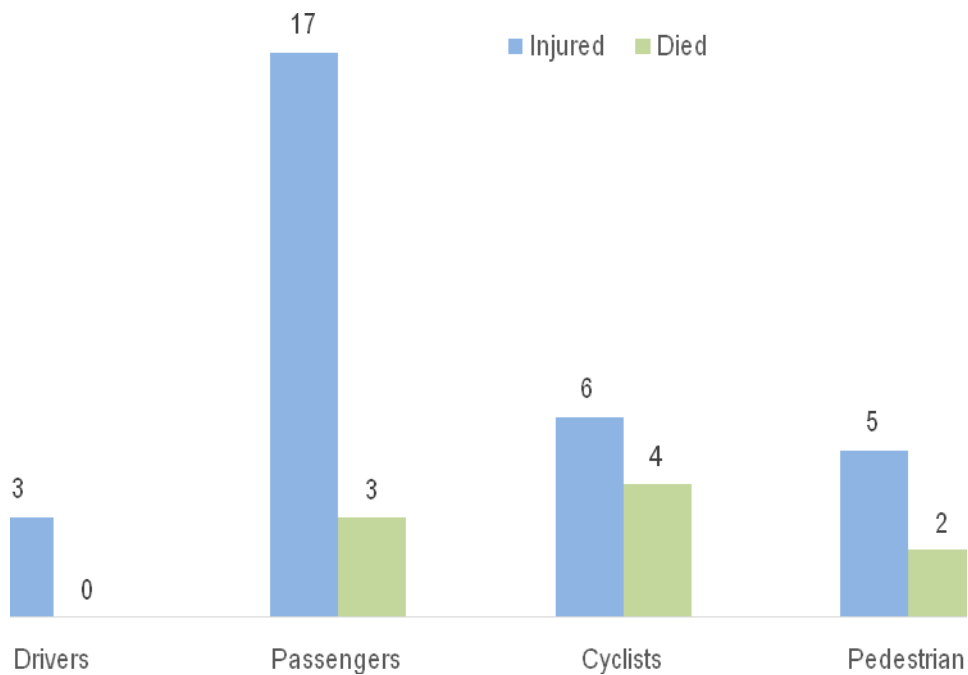


Table 1.1: Number of Reported Victims of Road Accidents by District and Sex; January, 2019

District	No of Accident		Injured				Died				Total			
	Number	Percent	Male	Female	Total	Percent	Male	Female	Total	Percent	Male	Female	Total	Percent
Kaskazini 'A'	2	9.09	1	0	1	3.23	2	0	2	22.2	3	0	3	7.5
Kaskazini 'B'	1	4.55	1	5	6	19.4	0	0	0	0	1	5	6	15
Kati	1	4.55	3	0	3	9.68	0	0	0	0	3	0	3	7.5
Kusini	2	9.09	4	1	5	16.1	0	0	0	0	4	1	5	12.5
Mjini	5	22.7	3	1	4	12.9	1	0	1	11.1	4	1	5	12.5
Magharibi 'A'	3	13.6	1	0	1	3.23	3	0	3	33.3	4	0	4	10
Magharibi 'B'	8	36.4	10	1	11	35.5	2	1	3	33.3	12	2	14	35
Wete	0	0	0	0	0	0	0	0	0	0	0	0	0	0
Micheweni	0	0	0	0	0	0	0	0	0	0	0	0	0	0
Chake chake	0	0	0	0	0	0	0	0	0	0	0	0	0	0
Mkoani	0	0	0	0	0	0	0	0	0	0	0	0	0	0
Total	22	100	23	8	31	100	8	1	9	100	31	9	40	100

Source: Police Headquarter Zanzibar

Table 1.2: Number of Reported Road Accident by District and Type of Victims; January, 2019

District	No. of Accident	Drivers						Passengers						Cyclists						Pedestrian					
		Died			Injured			Died			Injured			Died			Injured			Died			Injured		
		M	F	T	M	F	T	M	F	T	M	F	T	M	F	T	M	F	T	M	F	T	M	F	T
Kaskazini 'A'	2	0	0	0	1	0	1	2	0	2	0	0	0	0	0	0	0	0	0	0	0	0	0	0	0
Kaskazini 'B'	1	0	0	0	0	0	0	0	0	0	1	5	6	0	0	0	0	0	0	0	0	0	0	0	0
Kati	1	0	0	0	1	0	1	0	0	0	1	0	1	0	0	0	0	0	0	0	0	1	0	1	1
Kusini	2	0	0	0	0	0	0	0	0	0	3	1	4	0	0	0	1	0	1	0	0	0	0	0	0
Mjini	5	0	0	0	0	0	0	0	0	0	1	1	2	1	0	1	1	0	1	0	0	1	0	1	1
Magharibi 'A'	3	0	0	0	0	0	0	1	0	1	0	0	0	2	0	2	0	0	0	0	0	1	0	1	1
Magharibi 'B'	8	0	0	0	1	0	1	0	0	0	3	1	4	1	0	1	4	0	4	1	1	2	2	0	2
Wete	0	0	0	0	0	0	0	0	0	0	0	0	0	0	0	0	0	0	0	0	0	0	0	0	0
Micheweni	0	0	0	0	0	0	0	0	0	0	0	0	0	0	0	0	0	0	0	0	0	0	0	0	0
Chake chake	0	0	0	0	0	0	0	0	0	0	0	0	0	0	0	0	0	0	0	0	0	0	0	0	0
Mkoani	0	0	0	0	0	0	0	0	0	0	0	0	0	0	0	0	0	0	0	0	0	0	0	0	0
Total	22	0	0	0	3	0	3	3	0	3	9	8	17	4	0	4	6	0	6	1	1	2	5	0	5

Source: Police Headquarter Zanzibar

Note:

M: Male

F: Female

T: Total

Table 1.3: Statistics of Road Accidents between, January 2018 and 2019

District	No of accidents		Victims				Drivers				Passengers				Cyclist				Pedestrians			
			Injured		Died		Injured		Injured		Injured		Died		Injured		Died		Injured		Died	
	Jan 2018	Jan 2019	Jan 2018	Jan 2019	Jan 2018	Jan 2019	Jan 2018	Jan 2019	Jan 2018	Jan 2019	Jan 2018	Jan 2019	Jan 2018	Jan 2019	Jan 2018	Jan 2019	Jan 2018	Jan 2019	Jan 2018	Jan 2019	Jan 2018	Jan 2019
Kaskazini 'A'	1	2	2	1	0	2	0	1	0	0	0	0	2	2	0	0	0	0	0	0	0	0
Kaskazini 'B'	1	1	5	6	0	0	0	0	0	0	0	6	0	0	4	0	0	0	1	0	1	0
Kati	4	1	23	3	8	0	2	1	1	0	20	1	2	0	0	0	4	0	1	1	0	0
Kusini	2	2	1	5	0	0	0	0	0	0	0	4	0	0	1	1	0	0	0	0	0	0
Mjini	8	5	9	4	2	1	0	0	0	0	3	2	0	0	5	1	0	1	1	1	1	0
Magharibi 'A'	3	3	2	1	1	3	2	0	0	0	0	0	1	0	0	1	2	0	1	1	0	0
Magharibi 'B'	8	8	8	11	2	3	2	1	0	0	0	4	0	0	4	4	0	1	2	2	2	2
Wete	4	0	7	0	3	0	0	0	0	0	4	0	1	0	2	0	2	0	1	0	0	0
Micheweni	0	0	0	0	0	0	0	0	0	0	0	0	0	0	0	0	0	0	0	0	0	0
Chake chake	2	0	2	0	2	0	0	0	0	0	1	0	1	0	0	0	0	0	0	0	0	0
Mkoani	2	0	1	0	1	0	1	0	0	0	1	0	1	0	0	0	0	0	0	0	0	0
Total	35	22	60	31	19	9	7	3	1	0	29	17	5	3	18	6	7	4	6	5	5	2

Source: Police Headquarter Zanzibar

Table 1.4: Statistics of Road Accidents between, December 2018 and January 2019

District	No of Accident		Victims				Drivers				Passengers				Cyclists				Pedestrian			
			Injured		Died		Injured		Died		Injured		Died		Injured		Died		Injured		Died	
	Dec	Jan	Dec	Jan	Dec	Jan	Dec	Jan	Dec	Jan	Dec	Jan	Dec	Jan	Dec	Jan	Dec	Jan	Dec	Jan	Dec	Jan
Kaskazini 'A'	1	2	2	1	0	2	0	1	0	0	2	0	0	2	0	0	0	0	0	0	0	0
Kaskazini 'B'	2	1	2	6	0	0	1	0	0	0	0	6	0	0	0	0	0	0	0	0	0	0
Kati	4	1	11	3	4	0	0	1	0	0	10	1	0	0	1	0	1	0	0	1	3	0
Kusini	0	2	0	5	0	0	0	0	0	0	0	4	0	0	0	1	0	0	0	0	0	0
Mjini	8	5	8	4	1	1	1	0	0	0	3	2	0	0	3	1	1	1	1	1	0	0
Magharibi 'A'	5	3	11	1	4	3	0	0	0	0	9	0	2	1	1	0	1	2	1	1	1	0
Magharibi 'B'	7	8	7	11	2	3	1	1	0	0	3	4	0	0	2	4	2	1	1	2	0	2
Wete	0	0	0	0	0	0	0	0	0	0	0	0	0	0	0	0	0	0	0	0	0	0
Micheweni	2	0	2	0	2	0	1	0	0	0	1	0	2	0	0	0	0	0	0	0	0	0
Chake Chake	1	0	3	0	0	0	1	0	0	0	0	0	0	0	2	0	0	0	0	0	0	0
Mkoani	0	0	0	0	0	0	0	0	0	0	0	0	0	0	0	0	0	0	0	0	0	0
Total	30	22	46	31	13	9	5	3	0	0	28	17	4	3	9	6	5	4	3	5	4	2

Source: Police Headquarter Zanzibar

Figure 2.1: Number of Offences by Type, January 2019

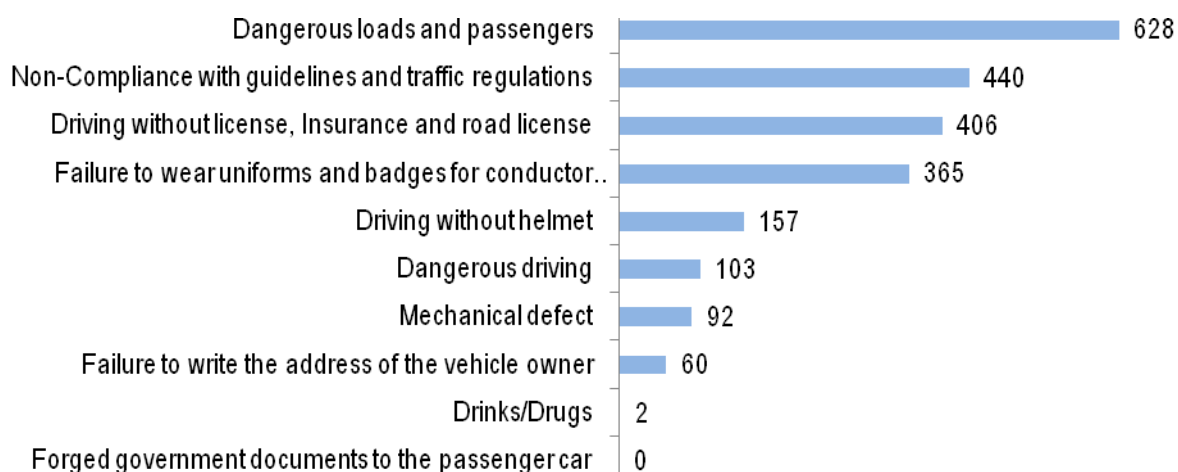


Figure 2.2: Number of Offences by Districts, January 2019

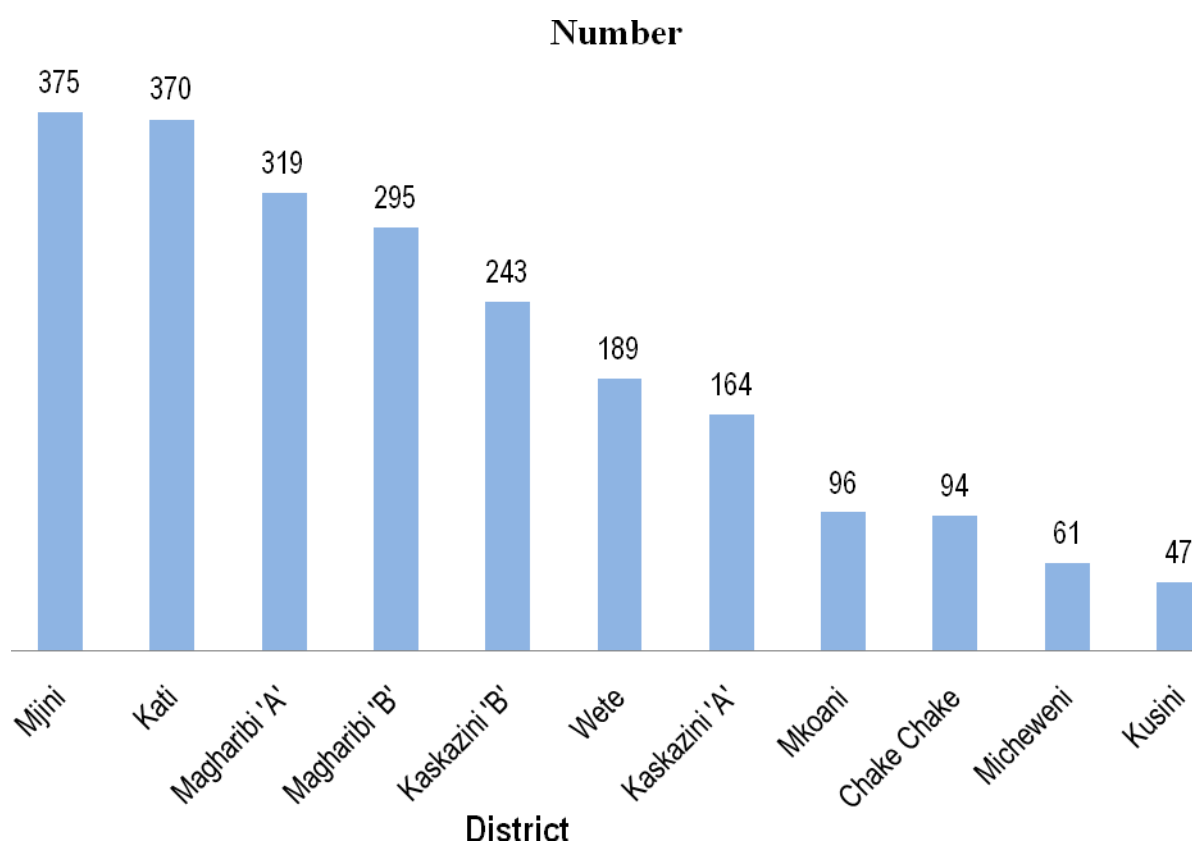


Table 2.1: Reported Traffic Offences by District and Sex, January, 2019

District	Drinks/Drugs			Dangerous driving			Mechanical defect			Driving without helmet			Driving without license, Insurance and road license		
	Male	Female	Total	Male	Female	Total	Male	Female	Total	Male	Female	Total	Male	Female	Total
Kaskazini 'A'	0	0	0	2	0	2	15	0	15	2	0	2	31	0	31
Kaskazini 'B'	0	0	0	24	0	24	17	0	17	7	0	7	41	0	41
Kati	0	0	0	26	0	26	40	0	40	13	0	13	34	0	34
Kusini	0	0	0	0	0	0	6	0	6	1	0	1	15	0	15
Mjini	0	0	0	0	0	0	0	0	0	30	0	30	62	0	62
Magharibi 'A'	0	0	0	38	0	38	8	0	8	33	0	33	67	0	67
Magharibi 'B'	0	0	0	0	0	0	0	0	0	42	0	42	51	0	51
Wete	2	0	2	11	0	11	2	0	2	10	0	10	52	0	52
Micheweni	0	0	0	2	0	2	0	0	0	6	0	6	20	0	20
Chake chake	0	0	0	0	0	0	4	0	4	9	0	9	13	0	13
Mkoani	0	0	0	0	0	0	0	0	0	3	1	4	20	0	20
Total	2	0	2	103	0	103	92	0	92	156	1	157	406	0	406

Source: Police Headquarter Zanzibar

Cont..... Table 2.1: Reported Traffic Offences by District and Sex, January, 2019

District	Dangerous loads and passengers			Failure to write the address of the vehicle owner			Forged government documents to the passenger car			Failure to wear uniforms and badges for conductor and driver at passenger car			Non-Compliance with guidelines and traffic regulations			Total		
	Male	Female	Total	Male	Female	Total	Male	Female	Total	Male	Female	Total	Male	Female	Total	Male	Female	Total
Kaskazini 'A'	51	0	51	1	0	1	0	0	0	24	0	24	38	0	38	164	0	164
Kaskazini 'B'	67	0	67	17	0	17	0	0	0	12	0	12	58	0	58	243	0	243
Kati	143	0	143	40	0	40	0	0	0	47	0	47	27	0	27	370	0	370
Kusini	14	0	14	0	0	0	0	0	0	5	0	5	6	0	6	47	0	47
Mjini	81	0	81	0	0	0	0	0	0	97	0	97	105	0	105	375	0	375
Magharibi 'A'	82	0	82	0	0	0	0	0	0	49	0	49	42	0	42	319	0	319
Magharibi 'B'	68	0	68	0	0	0	0	0	0	60	0	60	74	0	74	295	0	295
Wete	26	0	26	2	0	2	0	0	0	42	0	42	42	0	42	189	0	189
Micheweni	14	0	14	0	0	0	0	0	0	2	0	2	17	0	17	61	0	61
Chake chake	38	0	38	0	0	0	0	0	0	16	0	16	14	0	14	94	0	94
Mkoani	44	0	44	0	0	0	0	0	0	11	0	11	17	0	17	95	1	96
Total	628	0	628	60	0	60	0	0	0	365	0	365	440	0	440	2,252	1	2,253

Source: Police Headquarter Zanzibar

Table 2.2: Statistics of Traffic Offences between, January, 2018 and 2019

District	Drinks/Drugs		Dangerous driving		Mechanical defect		Driving without helmet		Driving without license, Insurance and road license		Dangerous loads and passengers		Failure to write the address of the vehicle owner		Forged government documents to the passenger car		Failure to wear uniforms and badges for conductor and driver at passenger car		Non-Compliance with guidelines and traffic regulations		Total	
	Jan-18	Jan-19	Jan-18	Jan-19	Jan-18	Jan-19	Jan-18	Jan-19	Jan-18	Jan-19	Jan-18	Jan-19	Jan-18	Jan-19	Jan-18	Jan-19	Jan-18	Jan-19	Jan-18	Jan-19	Jan-18	Jan-19
Kaskazini 'A'	0	0	10	2	0	15	4	2	18	31	55	51	0	1	0	0	11	24	65	38	163	164
Kaskazini 'B'	0	0	22	24	9	17	22	7	33	41	87	67	4	17	0	0	40	12	79	58	296	243
Kati	0	0	9	26	54	40	6	13	30	34	192	143	0	40	0	0	0	47	185	27	476	370
Kusini	0	0	0	0	5	6	3	1	7	15	4	14	0	0	0	0	0	5	4	6	23	47
Mjini	0	0	2	0	2	0	4	30	140	62	83	81	0	0	0	0	75	97	133	105	439	375
Magharibi 'A'	0	0	0	38	0	8	91	33	68	67	151	82	0	0	0	0	70	49	162	42	542	319
Magharibi 'B'	0	0	0	0	5	0	24	42	81	51	108	68	3	0	0	0	38	60	95	74	354	295
Wete	0	2	40	11	0	2	10	10	30	52	37	26	3	2	0	0	4	42	31	42	155	189
Micheweni	0	0	110	2	5	0	19	6	40	20	34	14	2	0	9	0	2	2	9	17	230	61
Chake chake	0	0	0	0	1	4	3	9	3	13	71	38	0	0	0	0	11	16	149	14	238	94
Mkoani	0	0	1	0	0	0	60	4	71	20	71	44	0	0	0	0	15	11	15	17	233	96
Total	0	2	194	103	81	92	246	157	521	406	893	628	12	60	9	0	266	365	927	440	3,149	2,253

Source: Police Headquarter Zanzibar

Table 2.2: Statistics of Traffic Offences between, December 2018 and January 2019

District	Drinks/Drugs		Dangerous driving		Mechanical defect		Driving without helmet		Driving without license, Insurance and road license		Dangerous loads and passengers		Failure to write the address of the vehicle owner		Forged government documents to the passenger car		Failure to wear uniforms and badges for conductor and driver at passenger car		Non-Compliance with guidelines and traffic regulations		Total	
	Dec	Jan	Dec	Jan	Dec	Jan	Dec	Jan	Dec	Jan	Dec	Jan	Dec	Jan	Dec	Jan	Dec	Jan	Dec	Jan	Dec	Jan
Kaskazini 'A'	0	0	9	2	6	15	3	2	18	31	33	51	0	1	0	0	3	24	32	38	104	164
Kaskazini 'B'	0	0	6	24	69	17	6	7	25	41	93	67	11	17	0	0	23	12	24	58	257	243
Kati	0	0	43	26	79	40	24	13	41	34	72	143	20	40	0	0	31	47	16	27	326	370
Kusini	0	0	0	0	5	6	2	1	27	15	24	14	0	0	0	0	17	5	0	6	75	47
Mjini	0	0	0	0	0	0	50	30	64	62	40	81	0	0	0	0	48	97	100	105	302	375
Magharibi 'A'	0	0	0	38	0	8	42	33	37	67	50	82	0	0	0	0	41	49	70	42	240	319
Magharibi 'B'	0	0	0	0	0	0	35	42	40	51	50	68	0	0	0	0	37	60	78	74	240	295
Wete	1	2	22	11	0	2	18	10	23	52	25	26	0	2	0	0	6	42	42	42	137	189
Micheweni	0	0	1	2	0	0	0	6	6	20	22	14	0	0	0	0	0	2	4	17	33	61
Chake chake	0	0	1	0	5	4	20	9	31	13	53	38	0	0	0	0	5	16	48	14	163	94
Mkoani	0	0	1	0	0	0	4	4	25	20	47	44	0	0	0	0	12	11	34	17	123	96
Total	1	2	83	103	164	92	204	157	337	406	509	628	31	60	0	0	223	365	448	440	2,000	2,253

Source: Police Headquarter Zanzibar

Explanatory Note

A road accident refers to any accident involving at least one road vehicle, occurring on a road open to public circulation, and in which at least one person is injured or killed. According to Penal Act no. 6/2004 Act to repeal the Penal Decree, chapter 13 of the law of Zanzibar limitation as time to death is defined as Killed persons are accident victims who die immediately or within 366 days following the accident. Injured persons are accident victims having suffered trauma requiring medical treatment with or without hospitalization.

Roads are primary mean of transportation. These provide human access to different places. Many people's use road for different means of transport. Some of them use vehicle, bicycle and others walk.

An offence is a crime that breaks a particular law and requires a particular punishment. Road accidents are caused by various human offenses. Many mistakes that make his appearance seem to be minor but his impact becomes great. As a result, people getting disabilities or dying

For more clarifications please contact:

*Police Headquarters Zanzibar
P.O.BOX, 237, PHQ, Zanzibar
Email:cidphqznz@gmail.com*

*Office of the Chief Government Statistician
P.O. BOX, 2321, Zanzibar
Email: zanstat@ocgs.go.tz*