

# STATISTICAL RELEASE ZANZIBAR ROAD ACCIDENTS AND OFFENCES STATISTICS FOR APRIL-2019

**No:17**



*Office of Chief Government Statistician*

P.O. Box 2321, Zanzibar  
Telephone +255242231869  
Email: [zanstat@ocgs.go.tz](mailto:zanstat@ocgs.go.tz)  
Website: <http://www.ocgs.go.tz>



*Police Headquarter Zanzibar*

P.O. Box 237, PHQ Zanzibar  
Fax No: 0242231367  
Email: [cidhqznz@gmail.com](mailto:cidhqznz@gmail.com)

## **Introduction**

This is a monthly release which provides summary of statistics from two crime statistics areas namely road accidents and traffic offences. These statistics are released by geographical disaggregation, category and differentiated by gender

Road accidents statistics provide information on number of accidents occurred, type of victim and status of the victim after the accident. While, traffic offences statistics provide information about the road traffic offenses classified into ten broad categories.

## **Objective**

The main objective of the release is to provide timely road accidents and traffic offences information in Zanzibar. This information is useful for planners, policy makers and decision makers.

## **1. Road Accidents**

A total of 21 accidents were reported in April, 2019 that involved 38 victims of whom 38 were males and no female was reported. Among the victims, 27 were injured and 11 were died. Mjini and Magharibi A districts reported the highest number of accidents (five accidents), followed by Kusini and Kati (three accidents). Kati reported the highest number of victims 11 victims which is equivalent to more than one quarter of the total victims (28.9) percent) (Table 1.1).

Among the victims of the road accidents (died/injured), most of them were passengers (16), followed by cyclists (12), drivers (6) and pedestrian (4) (Table 1.2).

The total number of accidents reported in April, 2019 decreased to 21 from 23 accidents reported in April, 2018 which indicates a decreased of 9 percent, while the number of victims increased from 25 in April, 2018 to 38 in April, 2019. Comparing with preceding month, the number of

accidents decreased from 22 accidents reported in March, 2019 to 21 reported in April, 2019 (Table 1.3 and Table 1.4).

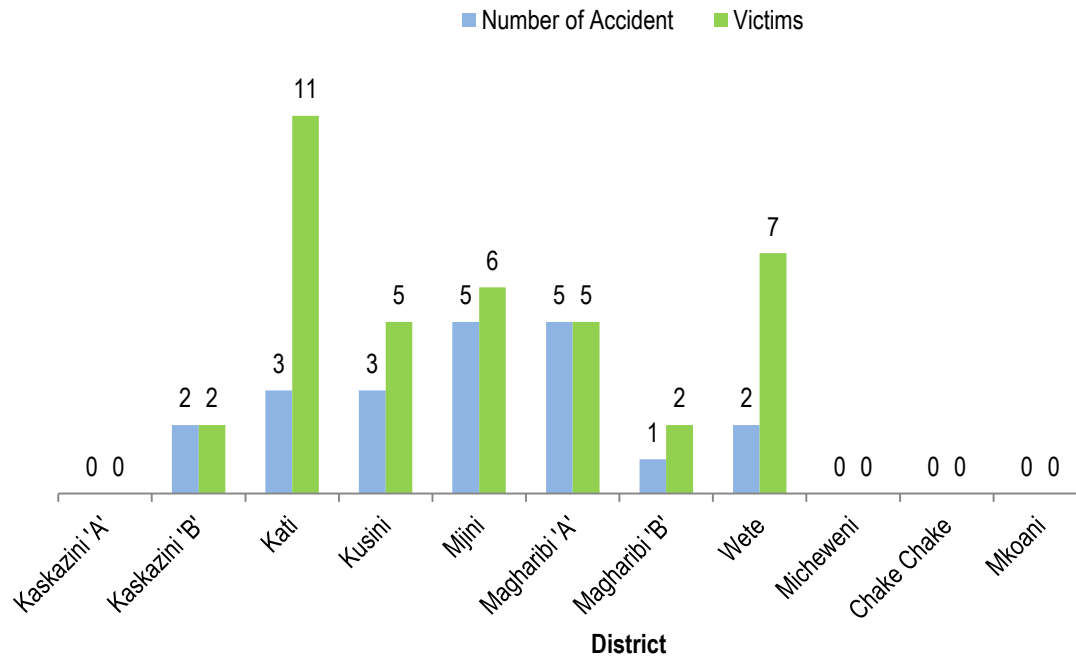
## **2. Traffic Offences**

A total of 1,991 traffic offences were reported in April, 2019 of which all offences were committed by males. Dangerous loads and passengers' offences were highly reported (511 offences), followed by non-compliance with guidelines and traffic regulations (431 offences), failure to wear uniforms and badges for conductor and driver at passenger car (346 offences) and driving without license, insurance and road license (332 offences). The listed four offences account for 81.37 percent of all offences (Table 2.1).

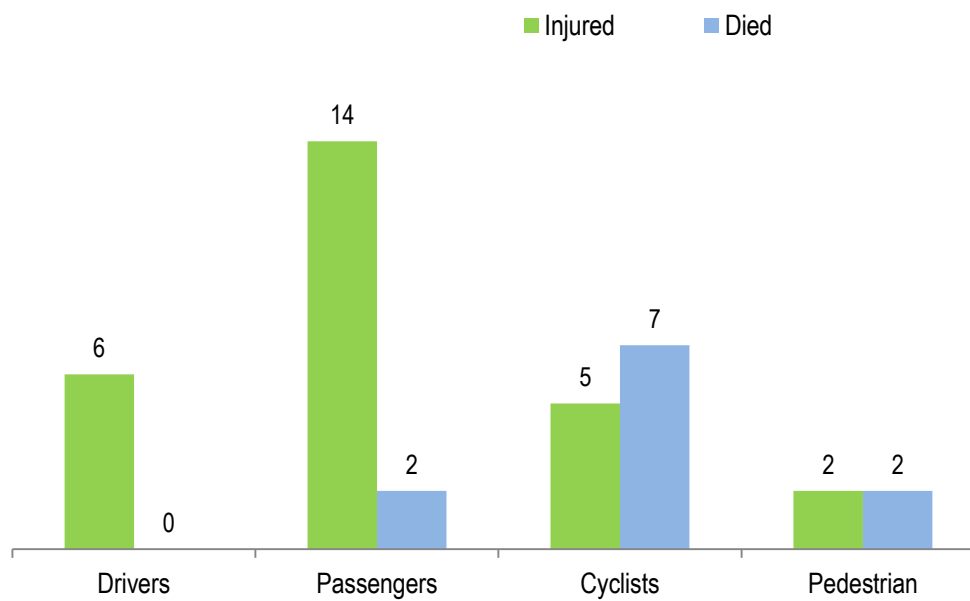
Mjini district committed the highest number of offences (342 offences) which is equivalent 17.4 percent of all offences, while Kusini reported the least number of offences 40 offences (2.0 percent). The districts of Mjini Magharibi shared 42.1 percent of all offences suggesting that the region continues to be the center of road offences. Mjini district was more likely to commit offences of 'failure to wear uniforms and badges for conductor and driver at passenger car' (115 offences), 'dangerous loads and passengers' (99 offences), and 'non-compliance with guidelines and traffic regulations' (85 offences). Magharibi B district was most likely to commit offences of 'driving without license, insurance and road license' (80 offences) while Kati district was more likely to commit offences of 'dangerous loads and passengers' (79 offences) and 'mechanical defect' (69 offences). All districts in Mjini Magharibi region committed more offences on 'failure to wear uniforms and badges for conductor and driver at passenger car', 'non-Compliance with guidelines and traffic regulations', 'driving without license, insurance and road license' and 'dangerous loads and passengers' (Table 2.1 and 2.2).

A total number of offences reported in April, 2019 decreased from 2,501 offences in April, 2018 to 1,991 offences in April, 2019 which indicates a decreasing of 20.4 percent. Compared with previous month, the number offences reported April in 2019 decreased to 1,991 offences from 2,106 offences reported in March, 2019 which indicates decreasing of 5.5 percent (Table 2.2).

**Figure 1.1: Number of Accident and Victims by District, April 2019**



**Figure 1.2: Number of Victim of Accidents, April 2019**



**Table 1.1: Number of Reported Victims of Road Accidents by District and Sex; April, 2019**

District	No of Accident		Died				Injured				Total			
	Number	Percent	Male	Female	Total	Percent	Male	Female	Total	Percent	Male	Female	Total	Percent
Kaskazini 'A'	0	0	0	0	0	0	0	0	0	0	0	0	0	0
Kaskazini 'B'	2	10	2	0	2	18.2	0	0	0	0	2	0	2	5.3
Kati	3	14	3	0	3	27.3	8	0	8	29.6	11	0	11	28.9
Kusini	3	14	0	0	0	0	5	0	5	18.5	5	0	5	13.2
Mjini	5	24	1	0	1	9.1	5	0	5	18.5	6	0	6	15.8
Magharibi 'A'	5	24	4	0	4	36.4	1	0	1	3.7	5	0	5	13.2
Magharibi 'B'	1	5	0	0	0	0	2	0	2	7.4	2	0	2	5.3
Wete	2	10	1	0	1	9.1	6	0	6	22.2	7	0	7	18.4
Micheweni	0	0	0	0	0	0	0	0	0	0	0	0	0	0
Chake chake	0	0	0	0	0	0	0	0	0	0	0	0	0	0
Mkoani	0	0	0	0	0	0	0	0	0	0	0	0	0	0
<b>Total</b>	<b>21</b>	<b>100</b>	<b>11</b>	<b>0</b>	<b>11</b>	<b>100</b>	<b>27</b>	<b>0</b>	<b>27</b>	<b>100</b>	<b>38</b>	<b>0</b>	<b>38</b>	<b>100</b>

**Source: Police Headquarter Zanzibar**

**Table 1.2: Number of Reported Road Accident by District and Type of Victims; April 2019**

District	No. of Accident	Drivers						Passengers						Cyclists						Pedestrian					
		Died			Injured			Died			Injured			Died			Injured			Died			Injured		
		M	F	T	M	F	T	M	F	T	M	F	T	M	F	T	M	F	T	M	F	T	M	F	T
Kaskazini 'A'	0	0	0	0	0	0	0	0	0	0	0	0	0	0	0	0	0	0	0	0	0	0	0	0	0
Kaskazini 'B'	2	0	0	0	0	0	0	1	0	1	0	0	0	1	0	1	0	0	0	0	0	0	0	0	0
Kati	3	0	0	0	2	0	2	0	0	0	6	0	6	2	0	2	0	0	0	1	0	1	0	0	0
Kusini	3	0	0	0	0	0	0	0	0	0	2	0	2	0	0	0	3	0	3	0	0	0	0	0	0
Mjini	5	0	0	0	1	0	1	0	0	0	1	0	1	0	0	0	1	0	1	1	0	1	2	0	2
Magharibi 'A'	5	0	0	0	1	0	1	1	0	1	0	0	0	3	0	3	0	0	0	0	0	0	0	0	0
Magharibi 'B'	1	0	0	0	1	0	1	0	0	0	0	0	0	0	0	0	1	0	1	0	0	0	0	0	0
Wete	2	0	0	0	1	0	1	0	0	0	5	0	5	1	0	1	0	0	0	0	0	0	0	0	0
Micheweni	0	0	0	0	0	0	0	0	0	0	0	0	0	0	0	0	0	0	0	0	0	0	0	0	0
Chake chake	0	0	0	0	0	0	0	0	0	0	0	0	0	0	0	0	0	0	0	0	0	0	0	0	0
Mkoani	0	0	0	0	0	0	0	0	0	0	0	0	0	0	0	0	0	0	0	0	0	0	0	0	0
<b>Total</b>	<b>21</b>	<b>0</b>	<b>0</b>	<b>0</b>	<b>6</b>	<b>0</b>	<b>6</b>	<b>2</b>	<b>0</b>	<b>2</b>	<b>14</b>	<b>0</b>	<b>14</b>	<b>7</b>	<b>0</b>	<b>7</b>	<b>5</b>	<b>0</b>	<b>5</b>	<b>2</b>	<b>0</b>	<b>2</b>	<b>2</b>	<b>0</b>	<b>2</b>

Source: Police Headquarter Zanzibar

**Table 1.3: Statistics of Road Accidents, between April 2018 and 2019**

District	No of accidents		Victims				Drivers				Passengers				Cyclist				Pedestrians			
			Injured		Died		Injured		Died		Injured		Died		Injured		Died		Injured		Died	
	Apr-18	Apr-19	Apr-18	Apr-19	Apr-18	Apr-19	Apr-18	Apr-19	Apr-18	Apr-19	Apr-18	Apr-19	Apr-18	Apr-19	Apr-18	Apr-19	Apr-18	Apr-19	Apr-18	Apr-19	Apr-18	Apr-19
Kaskazini 'A'	0	0	0	0	0	0	0	0	0	0	0	0	0	0	0	0	0	0	0	0	0	0
Kaskazini 'B'	4	2	8	0	1	2	2	0	0	0	4	0	0	1	1	0	0	1	1	0	1	0
Kati	6	3	3	8	4	3	0	2	0	0	2	6	0	0	1	0	1	2	0	0	3	1
Kusini	0	3	0	5	0	0	0	0	0	0	0	2	0	0	0	3	0	0	0	0	0	0
Mjini	6	5	3	5	0	1	1	1	0	0	0	1	0	0	0	1	0	0	2	2	0	1
Magharibi 'A'	1	5	1	1	1	4	1	1	1	0	0	0	0	1	0	0	0	3	0	0	0	0
Magharibi 'B'	4	1	1	2	0	0	0	1	0	0	1	0	0	0	0	1	0	0	0	0	0	0
Wete	1	2	2	6	0	1	0	1	0	0	0	5	0	0	2	0	0	1	0	0	0	0
Micheweni	0	0	0	0	0	0	0	0	0	0	0	0	0	0	0	0	0	0	0	0	0	0
Chake chake	1	0	0	0	1	0	0	0	0	0	0	0	0	0	0	0	0	0	0	0	1	0
Mkoani	0	0	0	0	0	0	0	0	0	0	0	0	0	0	0	0	0	0	0	0	0	0
<b>Total</b>	<b>23</b>	<b>21</b>	<b>18</b>	<b>27</b>	<b>7</b>	<b>11</b>	<b>4</b>	<b>6</b>	<b>1</b>	<b>0</b>	<b>7</b>	<b>14</b>	<b>0</b>	<b>2</b>	<b>4</b>	<b>5</b>	<b>1</b>	<b>7</b>	<b>3</b>	<b>2</b>	<b>5</b>	<b>2</b>

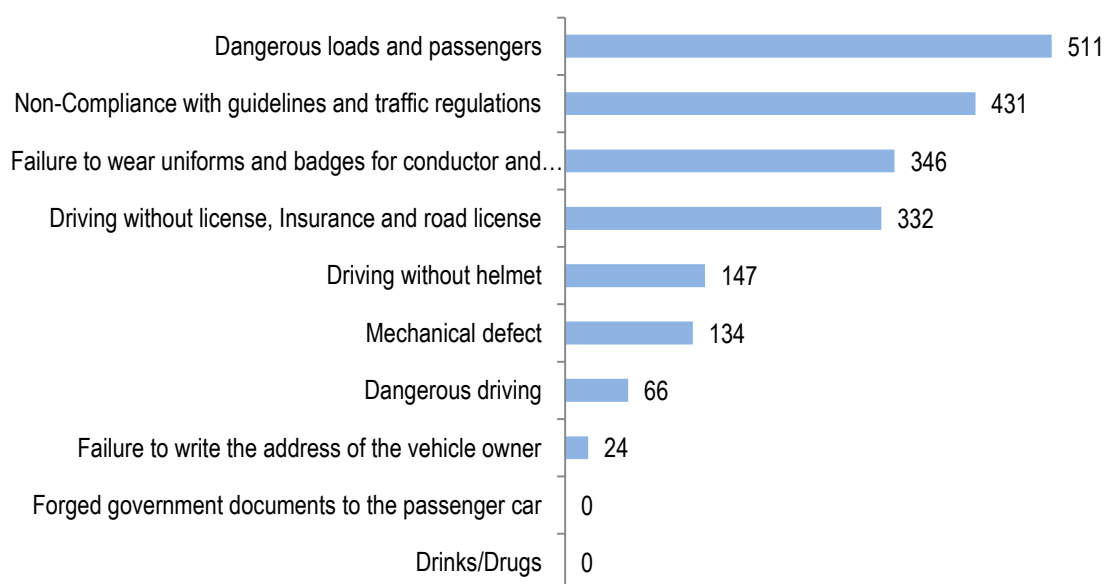
Source: Police Headquarter Zanzibar

**Table 1.4: Statistics of Road Accidents, between March and April, 2019**

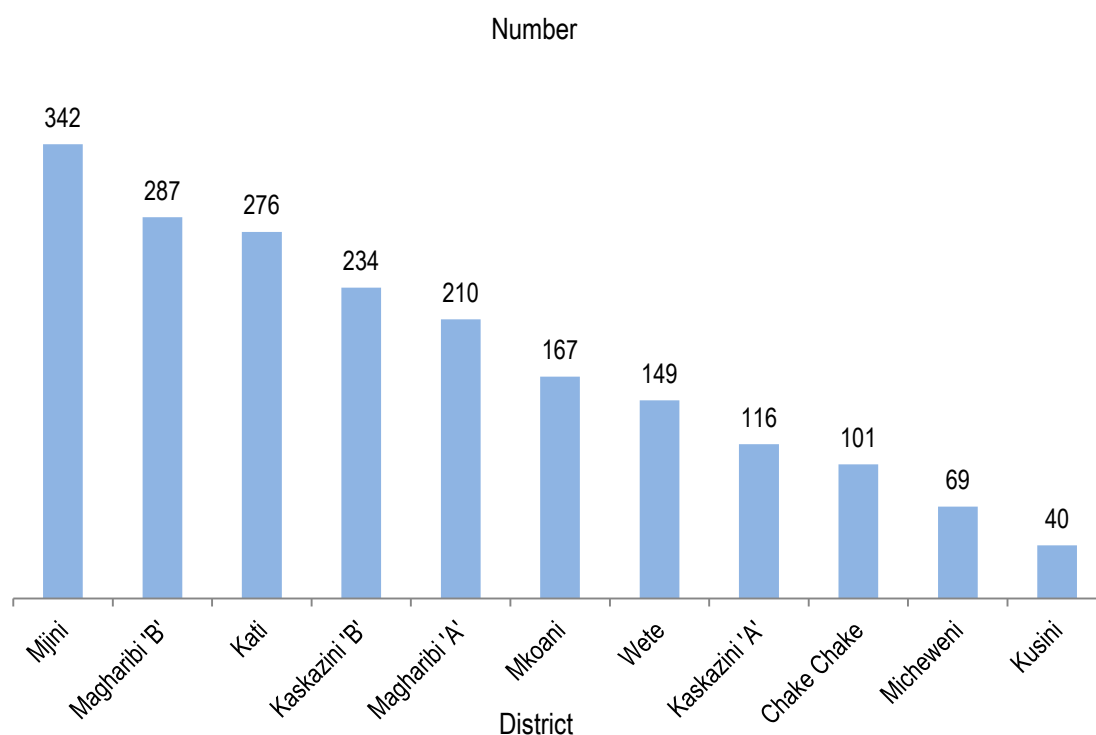
District	No of Accident		Victims				Drivers				Passengers				Cyclists				Pedestrian			
			Injured		Died		Injured		Died		Injured		Died		Injured		Died		Injured		Died	
	March	April	March	April	March	April	March	April	March	April	March	April	March	April	March	April	March	April	March	April	March	April
Kaskazini 'A'	0	0	0	0	0	0	0	0	0	0	0	0	0	0	0	0	0	0	0	0	0	0
Kaskazini 'B'	4	2	4	0	4	2	0	0	0	0	3	0	1	1	1	0	2	1	0	0	1	0
Kati	2	3	1	8	1	3	0	2	0	0	0	6	1	0	1	0	0	2	0	0	0	1
Kusini	1	3	1	5	0	0	0	0	0	0	0	2	0	0	1	3	0	0	0	0	0	0
Mjini	8	5	6	5	2	1	4	1	0	0	1	1	0	0	0	1	1	0	1	2	1	1
Magharibi 'A'	3	5	1	1	2	4	0	1	0	0	0	0	0	1	0	0	0	3	1	0	2	0
Magharibi 'B'	1	1	1	2	1	0	0	1	0	0	0	0	0	0	1	1	1	0	0	0	0	0
Wete	0	2	0	6	0	1	0	1	0	0	0	5	0	0	0	0	0	1	0	0	0	0
Micheweni	1	0	0	0	1	0	0	0	1	0	0	0	0	0	0	0	0	0	0	0	0	0
Chake Chake	2	0	0	0	2	0	0	0	0	0	0	0	0	0	0	0	2	0	0	0	0	0
Mkoani	0	0	0	0	0	0	0	0	0	0	0	0	0	0	0	0	0	0	0	0	0	0
Total	22	21	14	27	13	11	4	6	1	0	4	14	2	2	4	5	6	7	2	2	4	2

Source: Police Headquarter Zanzibar

**Figure 2.1: Number of Offences by Type, April 2019**



**Figure 2.2: Number of Offences by Districts, April 2019**





**Table 2.1: Reported Traffic Offences by District and Sex, April, 2019**

District	Drinks/Drugs			Dangerous driving			Mechanical defect			Driving without helmet			Driving without license, Insurance and road license		
	Male	Female	Total	Male	Female	Total	Male	Female	Total	Male	Female	Total	Male	Female	Total
Kaskazini 'A'	0	0	0	3	0	3	7	0	7	1	0	1	17	0	17
Kaskazini 'B'	0	0	0	20	0	20	16	0	16	8	0	8	44	0	44
Kati	0	0	0	21	0	21	69	0	69	20	1	21	31	0	31
Kusini	0	0	0	0	0	0	2	0	2	0	0	0	1	0	1
Mjini	0	0	0	0	0	0	0	0	0	18	0	18	25	0	25
Magharibi 'A'	0	0	0	0	0	0	0	0	0	25	0	25	20	0	20
Magharibi 'B'	0	0	0	0	0	0	0	0	0	45	0	45	80	0	80
Wete	0	0	0	19	0	19	23	0	23	12	0	12	41	0	41
Micheweni	0	0	0	1	0	1	13	0	13	3	0	3	22	0	22
Chake chake	0	0	0	1	0	1	4	0	4	12	0	12	23	0	23
Mkoani	0	0	0	1	0	1	0	0	0	2	0	2	28	0	28
<b>Total</b>	<b>0</b>	<b>0</b>	<b>0</b>	<b>66</b>	<b>0</b>	<b>66</b>	<b>134</b>	<b>0</b>	<b>134</b>	<b>146</b>	<b>1</b>	<b>147</b>	<b>332</b>	<b>0</b>	<b>332</b>

Source: Police Headquarter Zanzibar

Cont..... Table 2.1: Reported Traffic Offences by District and Sex, April, 2019

District	Dangerous loads and passengers			Failure to write the address of the vehicle owner			Forged government documents to the passenger car			Failure to wear uniforms and badges for conductor and driver at passenger car			Non-Compliance with guidelines and traffic regulations			Total		
	Male	Female	Total	Male	Female	Total	Male	Female	Total	Male	Female	Total	Male	Female	Total	Male	Female	Total
Kaskazini 'A'	56	0	56	0	0	0	0	0	0	7	0	7	25	0	25	116	0	116
Kaskazini 'B'	62	0	62	12	0	12	0	0	0	13	0	13	59	0	59	234	0	234
Kati	79	0	79	7	0	7	0	0	0	21	0	21	27	0	27	275	1	276
Kusini	24	0	24	0	0	0	0	0	0	5	0	5	8	0	8	40	0	40
Mjini	99	0	99	0	0	0	0	0	0	115	0	115	85	0	85	342	0	342
Magharibi 'A'	37	0	37	0	0	0	0	0	0	43	0	43	85	0	85	210	0	210
Magharibi 'B'	45	0	45	0	0	0	0	0	0	77	0	77	40	0	40	287	0	287
Wete	24	0	24	3	0	3	0	0	0	8	0	8	19	0	19	149	0	149
Micheweni	9	0	9	2	0	2	0	0	0	8	0	8	11	0	11	69	0	69
Chake chake	22	0	22	0	0	0	0	0	0	23	0	23	16	0	16	101	0	101
Mkoani	54	0	54	0	0	0	0	0	0	26	0	26	56	0	56	167	0	167
<b>Total</b>	<b>511</b>	<b>0</b>	<b>511</b>	<b>24</b>	<b>0</b>	<b>24</b>	<b>0</b>	<b>0</b>	<b>0</b>	<b>346</b>	<b>0</b>	<b>346</b>	<b>431</b>	<b>0</b>	<b>431</b>	<b>1,990</b>	<b>1</b>	<b>1,991</b>

Source: Police Headquarter Zanzibar

**Table 2.2: Statistics of Traffic Offences, between April 2018 and 2019**

District	Drinks/Drugs		Dangerous driving		Mechanical defect		Driving without helmet		Driving without license, Insurance and road license		Dangerous loads and passengers		Failure to write the address of the vehicle owner		Forged government documents to the passenger car		Failure to wear uniforms and badges for conductor and driver at passenger car		Non-Compliance with guidelines and traffic regulations		Total	
	Apr-18	Apr-19	Apr-18	Apr-19	Apr-18	Apr-19	Apr-18	Apr-19	Apr-18	Apr-19	Apr-18	Apr-19	Apr-18	Apr-19	Apr-18	Apr-19	Apr-18	Apr-19	Apr-18	Apr-19	Apr-18	Apr-19
Kaskazini 'A'	0	0	15	3	6	7	5	1	10	17	30	56	0	0	0	0	11	7	10	25	87	116
Kaskazini 'B'	0	0	7	20	8	16	9	8	28	44	57	62	4	12	0	0	30	13	53	59	196	234
Kati	0	0	6	21	41	69	10	21	34	31	136	79	0	7	0	0	5	21	110	27	342	276
Kusini	0	0	0	0	4	2	6	0	4	1	7	24	0	0	0	0	0	5	3	8	24	40
Mjini	0	0	6	0	0	0	8	18	89	25	268	99	0	0	0	0	158	115	208	85	737	342
Magharibi 'A'	0	0	0	0	7	0	8	25	25	20	86	37	125	0	10	0	58	43	0	85	319	210
Magharibi 'B'	3	0	1	0	1	0	0	45	41	80	52	45	123	0	0	0	83	77	0	40	304	287
Wete	0	0	5	19	1	23	4	12	12	41	24	24	3	3	0	0	10	8	75	19	134	149
Micheweni	0	0	21	1	0	13	4	3	15	22	16	9	1	2	0	0	3	8	12	11	72	69
Chake chake	0	0	3	1	5	4	32	12	89	23	26	22	0	0	0	0	3	23	18	16	176	101
Mkoani	0	0	1	1	7	0	20	2	0	28	27	54	0	0	0	0	2	26	53	56	110	167
<b>Total</b>	<b>3</b>	<b>0</b>	<b>65</b>	<b>66</b>	<b>80</b>	<b>134</b>	<b>106</b>	<b>147</b>	<b>347</b>	<b>332</b>	<b>729</b>	<b>511</b>	<b>256</b>	<b>24</b>	<b>10</b>	<b>0</b>	<b>363</b>	<b>346</b>	<b>542</b>	<b>431</b>	<b>2,501</b>	<b>1,991</b>

Source: Police Headquarter Zanzibar

**Table 2.2: Statistics of Traffic Offences between, March and April 2019**

District	Drinks/Drugs		Dangerous driving		Mechanical defect		Driving without helmet		Driving without license, Insurance and road license		Dangerous loads and passengers		Failure to write the address of the vehicle owner		Forged government documents to the passenger car		Failure to wear uniforms and badges for conductor and driver at passenger car		Non-Compliance with guidelines and traffic regulations		Total	
	March	April	March	April	March	April	March	April	March	April	March	April	March	April	March	April	March	April	March	April	March	April
Kaskazini 'A'	0	0	6	3	4	7	2	1	20	17	60	56	0	0	0	0	14	7	24	25	130	116
Kaskazini 'B'	0	0	18	20	16	16	8	8	37	44	56	62	8	12	0	0	11	13	45	59	199	234
Kati	0	0	13	21	63	69	10	21	29	31	53	79	4	7	0	0	22	21	127	27	211	276
Kusini	0	0	0	0	5	2	4	0	5	1	30	24	0	0	0	0	8	5	10	8	62	40
Mjini	0	0	0	0	0	0	42	18	62	25	59	99	0	0	0	0	84	115	96	85	343	342
Magharibi 'A'	0	0	0	0	0	0	24	25	44	20	60	37	0	0	0	0	31	43	42	85	201	210
Magharibi 'B'	0	0	0	0	0	0	105	45	80	80	39	45	0	0	0	0	92	77	114	40	430	287
Wete	0	0	40	19	1	23	5	12	18	41	24	24	14	3	0	0	32	8	16	19	150	149
Micheweni	0	0	1	1	3	13	9	3	22	22	21	9	0	2	0	0	4	8	8	11	68	69
Chake chake	0	0	2	1	33	4	39	12	0	23	37	22	0	0	0	0	33	23	14	16	158	101
Mkoani	0	0	0	1	0	0	5	2	21	28	57	54	0	0	0	0	0	26	71	56	154	167
<b>Total</b>	<b>0</b>	<b>0</b>	<b>80</b>	<b>66</b>	<b>125</b>	<b>134</b>	<b>253</b>	<b>147</b>	<b>338</b>	<b>332</b>	<b>496</b>	<b>511</b>	<b>26</b>	<b>24</b>	<b>0</b>	<b>0</b>	<b>331</b>	<b>346</b>	<b>567</b>	<b>431</b>	<b>2,106</b>	<b>1,991</b>

Source: Police Headquarter Zanzibar

### **Explanatory Note**

A road accident refers to any accident involving at least one road vehicle, occurring on a road open to public circulation, and in which at least one person is injured or killed. According to Penal Act no. 6/2004 Act to repeal the Penal Decree, chapter 13 of the law of Zanzibar limitation as time to death is defined as Killed persons are accident victims who die immediately or within 366 days following the accident. Injured persons are accident victims having suffered trauma requiring medical treatment with or without hospitalization.

Roads are primary mean of transportation. These provide human access to different places. Many people's use road for different means of transport. Some of them use vehicle, bicycle and others walk.

An offence is a crime that breaks a particular law and requires a particular punishment. Road accidents are caused by various human offenses. Many mistakes that make his appearance seem to be minor but his impact becomes great. As a result, people getting disabilities or dying

**For more clarifications please contact:**

*Police Headquarters Zanzibar  
P.O.BOX, 237, PHQ, Zanzibar  
Email:cidphqznz@gmail.com*

*Office of the Chief Government Statistician  
P.O. BOX, 2321, Zanzibar  
Email: zanstat@ocgs.go.tz*