

STATISTICAL RELEASE ZANZIBAR ROAD ACCIDENTS AND OFFENCES

STATISTICS FOR OCTOBER -2019

No: 23



Office of Chief Government Statistician

P.O. Box 2321, Zanzibar
Telephone +255242231869
Email: zanstat@ocgs.go.tz
Website: <http://www.ocgs.go.tz>



Police Headquarter Zanzibar

P.O.Box 237, PHQ Zanzibar
Fax No: 0242231367
Email: cidhqznz@gmail.com

Introduction

This is a monthly release, which provides summary of statistics from two crime statistics areas namely road accidents and traffic offences. These statistics are released by geographical disaggregation, category and differentiated by gender

Road accidents statistics provide information on number of accidents occurred, type of victim and status of the victim after the accident. While, traffic offences statistics provide information about the road traffic offenses classified into ten broad categories.

Objective

The main objective of the release is to provide timely road accidents and traffic offences information in Zanzibar. This information is useful for planners, policy makers and decision makers.

1. Road Accidents

A total of 32 accidents were reported in October, 2019 that involved 56 victims of whom 50 were males and six (6) females was reported. Among the victims, 37 were injured and 19 were died. Magharibi A district reported the highest number of accidents (seven (7) accidents), followed by Magharibi B district (six (6) accidents). Magharibi A district reported the highest number of 22 victims which is equivalent to more than one quarter of the total victims (39.3 percent for each) (Table 1.1).

Among the victims of the road accidents (died/injured), most of them were Passengers and cyclist (20 victims for each), followed by pedestrian (14) and drivers (2) (Table 1.2).

The total number of accidents reported in October, 2019 increased to 32 in October, 2019 from 22 accidents reported in October, 2018 which indicates an increasing of 45.5 percent, while the number of victims decreased from 77 in October, 2018 to 56 in October, 2019. Comparing with

preceding month, the number of accidents increased from 27 accidents reported in September, 2019 to 32 reported in October, 2019 (Table 1.3 and Table 1.4).

2. Traffic Offences

A total of 2,032 traffic offences were reported in October, 2019 of which all offences were committed by males. ‘Non-compliance with guidelines and traffic regulations’ (629 offences) followed by ‘dangerous loads and passengers’ (392 offences), ‘driving without license, insurance and road license’ (345 offences) and failure to wear uniforms and badges for conductor and driver at passenger car’ (329 offences)’. The listed four offences accounted for 83.4 percent of all offences (Table 2.1).

Mjini district committed the highest number of offences (536 offences) which is equivalent 26.4 percent of all offences, while Micheweni reported the least number of 42 offences (2.1 percent). The districts of Mjini Magharibi shared 44.4 percent of all offences suggesting that the region continues to be the center of road offences. Mjini district was more likely to commit offences of ‘Non-compliance with guidelines and traffic regulations’ (227 offences), ‘failure to wear uniforms and badges for conductor and driver at passenger car’ (126 offences), ‘driving without helmet’ (82 offences), and ‘dangerous loads and passengers’ (57 offences). Magharibi B district was most likely to commit offences of ‘non-compliance with guidelines and traffic regulations’ (67 offences), and, ‘driving without license, insurance and road license’ (47 offences) while Kati district was more likely to commit offences of ‘non-compliance with guidelines and traffic regulations’ (92 offences) and ‘dangerous loads and passengers’ (77 offences). All districts in Mjini Magharibi region committed more offences on ‘failure to wear uniforms and badges for conductor and driver at passenger car’, ‘non-compliance with guidelines and traffic regulations’, ‘driving without license, insurance and road license’, driving without helmet’ and ‘dangerous loads and passengers’ (Table 2.1).

A total number of offences reported in October, 2019 decreased to 2,032 offences in October, 2019 from 2,449 offences in October, 2018 which indicates a decreasing of 17 percent. Compared with previous month, the number offences reported October in 2019 increased to 2,032 offences from 1,853 offences reported in September, 2019 which indicates increasing of 9.7 percent (Table 2.2 and 2.3).

Figure 1.1: Number of Accident and Victims by District, October 2019

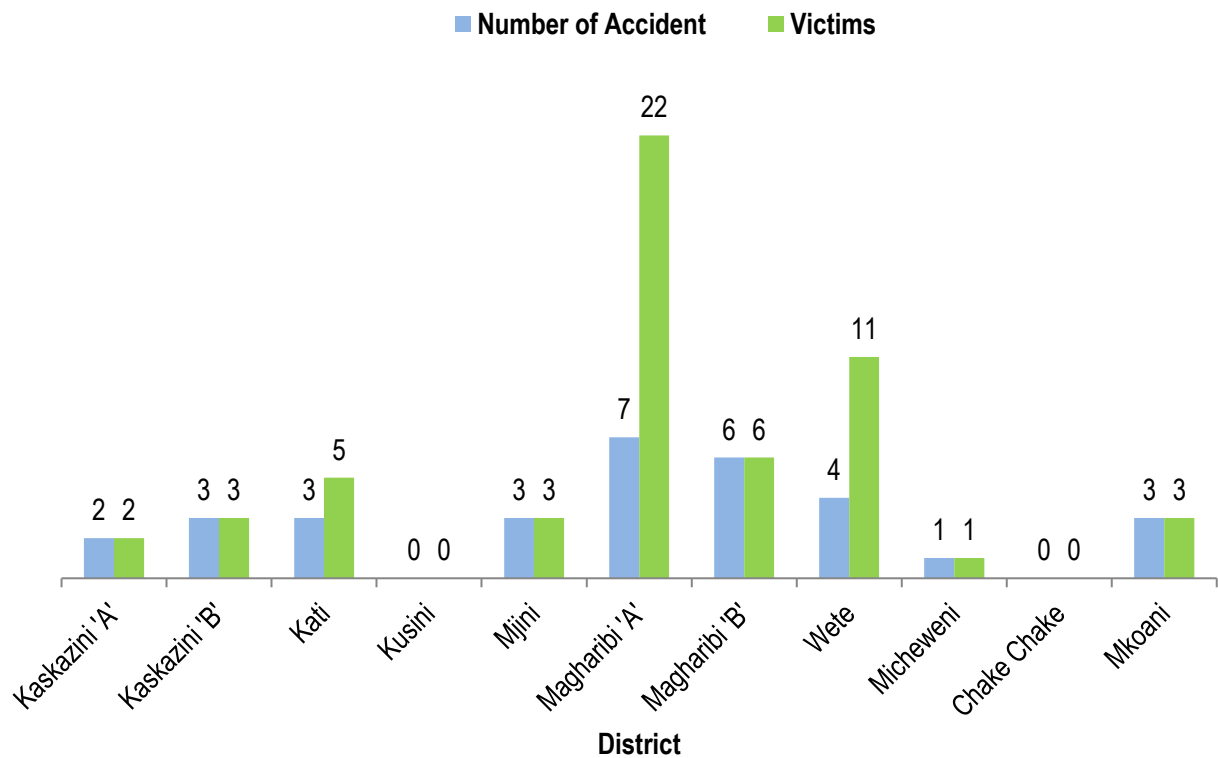


Figure 1.2: Number of Victim of Accidents, October 2019

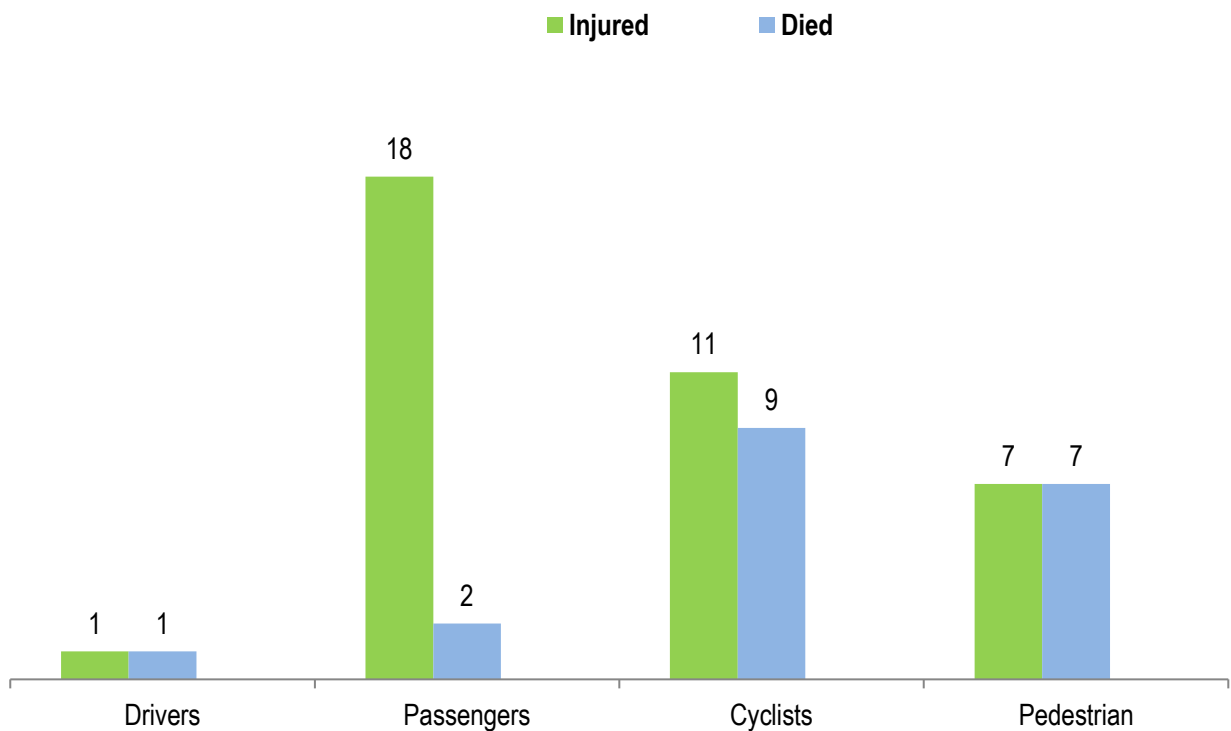


Table 1.1: Number of Reported Victims of Road Accidents by District and Sex; October, 2019

District	No of Accident		Died				Injured				Total			
	Number	Percent	Male	Female	Total	Percent	Male	Female	Total	Percent	Male	Female	Total	Percent
Kaskazini 'A'	2	6	1	0	1	5.3	1	0	1	2.7	2	0	2	3.6
Kaskazini 'B'	3	9	2	0	2	10.5	1	0	1	2.7	3	0	3	5.4
Kati	3	9	2	0	2	10.5	3	0	3	8	5	0	5	8.9
Kusini	0	0	0	0	0	0	0	0	0	0	0	0	0	0
Mjini	3	9	1	0	1	5.3	2	0	2	5.4	3	0	3	5.4
Magharibi 'A'	7	22	1	0	1	5.3	16	5	21	56.8	17	5	22	39.3
Magharibi 'B'	6	19	3	1	4	21.1	2	0	2	5.4	5	1	6	10.7
Wete	4	13	4	0	4	21.1	7	0	7	18.9	11	0	11	19.6
Micheweni	1	3	1	0	1	5.3	0	0	0	0	1	0	1	1.8
Chake chake	0	0	0	0	0	0	0	0	0	0	0	0	0	0
Mkoani	3	9	3	0	3	15.8	0	0	0	0	3	0	3	5.4
Total	32	100	18	1	19	100	32	5	37	100	50	6	56	100

Source: Police Headquarter Zanzibar

Table 1.2: Number of Reported Road Accident by District and Type of Victims; October 2019L

District	No. of Accident	Drivers						Passengers						Cyclists						Pedestrian					
		Died			Injured			Died			Injured			Died			Injured			Died			Injured		
		M	F	T	M	F	T	M	F	T	M	F	T	M	F	T	M	F	T	M	F	T	M	F	T
Kaskazini 'A'	2	0	0	0	0	0	0	0	0	0	0	0	0	0	0	0	1	0	1	1	0	1	0	0	0
Kaskazini 'B'	3	0	0	0	0	0	0	0	0	0	0	0	0	2	0	2	1	0	1	0	0	0	0	0	0
Kati	3	0	0	0	0	0	0	0	0	0	0	0	0	2	0	2	3	0	3	0	0	0	0	0	0
Kusini	0	0	0	0	0	0	0	0	0	0	0	0	0	0	0	0	0	0	0	0	0	0	0	0	0
Mjini	3	0	0	0	0	0	0	0	0	0	1	0	1	1	0	1	0	0	0	0	0	0	1	0	1
Magharibi 'A'	7	0	0	0	1	0	1	0	0	0	9	4	13	1	0	1	3	0	3	0	0	0	3	1	4
Magharibi 'B'	6	1	0	1	0	0	0	0	0	0	1	0	1	1	0	1	1	0	1	1	1	2	0	0	0
Wete	4	0	0	0	0	0	0	2	0	2	3	0	3	1	0	1	2	0	2	1	0	1	2	0	2
Micheweni	1	0	0	0	0	0	0	0	0	0	0	0	0	0	0	0	0	0	0	1	0	1	0	0	0
Chake chake	0	0	0	0	0	0	0	0	0	0	0	0	0	0	0	0	0	0	0	0	0	0	0	0	0
Mkoani	3	0	0	0	0	0	0	0	0	0	0	0	0	1	0	1	0	0	0	2	0	2	0	0	0
Total	32	1	0	1	1	0	1	2	0	2	14	4	18	9	0	9	11	0	11	6	1	7	6	1	7

Source: Police Headquarter Zanzibar

Note:

M: Male
F: Female
T: Total

Table 1.3: Statistics of Road Accidents, between October 2018 and 2019

District	No of accidents		Victims				Drivers				Passengers				Cyclist				Pedestrians			
			Injured		Died		Injured		Died		Injured		Died		Injured		Died		Injured		Died	
	Oct-18	Oct-19	Oct-18	Oct-19	Oct-18	Oct-19	Oct-18	Oct-19	Oct-18	Oct-19	Oct-18	Oct-19	Oct-18	Oct-19	Oct-18	Oct-19	Oct-18	Oct-19	Oct-18	Oct-19	Oct-18	Oct-19
Kaskazini 'A'	1	2	0	1	1	1	0	0	0	0	0	0	1	0	0	1	0	0	0	0	0	1
Kaskazini 'B'	0	3	0	1	0	2	0	0	0	0	0	0	0	0	0	1	0	2	0	0	0	0
Kati	2	3	45	3	7	2	3	0	0	0	42	0	7	0	0	3	0	2	0	0	0	0
Kusini	2	0	3	0	1	0	0	0	1	0	3	0	0	0	0	0	0	0	0	0	0	0
Mjini	7	3	7	2	2	1	1	0	0	0	2	1	0	0	4	0	2	1	0	1	0	0
Magharibi 'A'	3	7	3	21	2	1	0	1	1	0	2	13	0	0	1	3	0	1	0	4	1	0
Magharibi 'B'	4	6	3	2	0	4	0	0	0	1	0	1	0	0	2	1	0	1	1	0	0	2
Wete	1	4	1	7	0	4	0	0	0	0	0	3	0	2	0	2	0	1	1	2	0	1
Micheweni	2	1	0	0	2	1	0	0	0	0	0	0	0	0	0	0	2	0	0	0	0	1
Chake chake	0	0	0	0	0	0	0	0	0	0	0	0	0	0	0	0	0	0	0	0	0	0
Mkoani	0	3	0	0	0	3	0	0	0	0	0	0	0	0	0	0	0	1	0	0	0	2
Total	22	32	62	37	15	19	4	1	2	1	49	18	8	2	7	11	4	9	2	7	1	7

Source: Police Headquarter Zanzibar

Table 1.4: Statistics of Road Accidents, between September and October, 2019

District	No of Accident		Victims				Drivers				Passengers				Cyclists				Pedestrian			
			Injured		Died		Injured		Died		Injured		Died		Injured		Died		Injured		Died	
	Sept	Oct	Sept	Oct	Sept	Oct	Sept	Oct	Sept	Oct	Sept	Oct	Sept	Oct	Sept	Oct	Sept	Oct	Sept	Oct	Sept	Oct
Kaskazini 'A'	0	2	0	1	0	1	0	0	0	0	0	0	0	0	0	1	0	0	0	0	0	1
Kaskazini 'B'	0	3	0	1	0	2	0	0	0	0	0	0	0	0	1	0	2	0	0	0	0	0
Kati	3	3	1	3	4	2	0	0	0	0	0	0	0	0	1	3	2	2	0	0	2	0
Kusini	0	0	0	0	0	0	0	0	0	0	0	0	0	0	0	0	0	0	0	0	0	0
Mjini	8	3	5	2	2	1	1	0	0	0	3	1	0	0	1	0	1	1	0	1	1	0
Magharibi 'A'	4	7	7	21	2	1	0	1	0	0	3	13	0	0	4	3	1	1	0	4	1	0
Magharibi 'B'	1	6	1	2	1	4	0	0	0	1	0	1	0	0	1	1	1	1	0	0	0	2
Wete	4	4	16	7	1	4	0	0	0	0	13	3	0	2	2	2	0	1	1	2	1	1
Micheweni	1	1	4	0	0	1	0	0	0	0	4	0	0	0	0	0	0	0	0	0	0	1
Chake Chake	4	0	1	0	6	0	0	0	0	0	0	0	2	0	1	0	4	0	0	0	0	0
Mkoani	2	3	6	0	1	3	4	0	0	0	2	0	0	0	0	0	0	1	0	0	1	2
Total	27	32	41	37	17	19	5	1	0	1	25	18	2	2	10	11	9	9	1	7	6	7

Source: Police Headquarter Zanzibar

Figure 2.1: Number of Offences by Type, October 2019

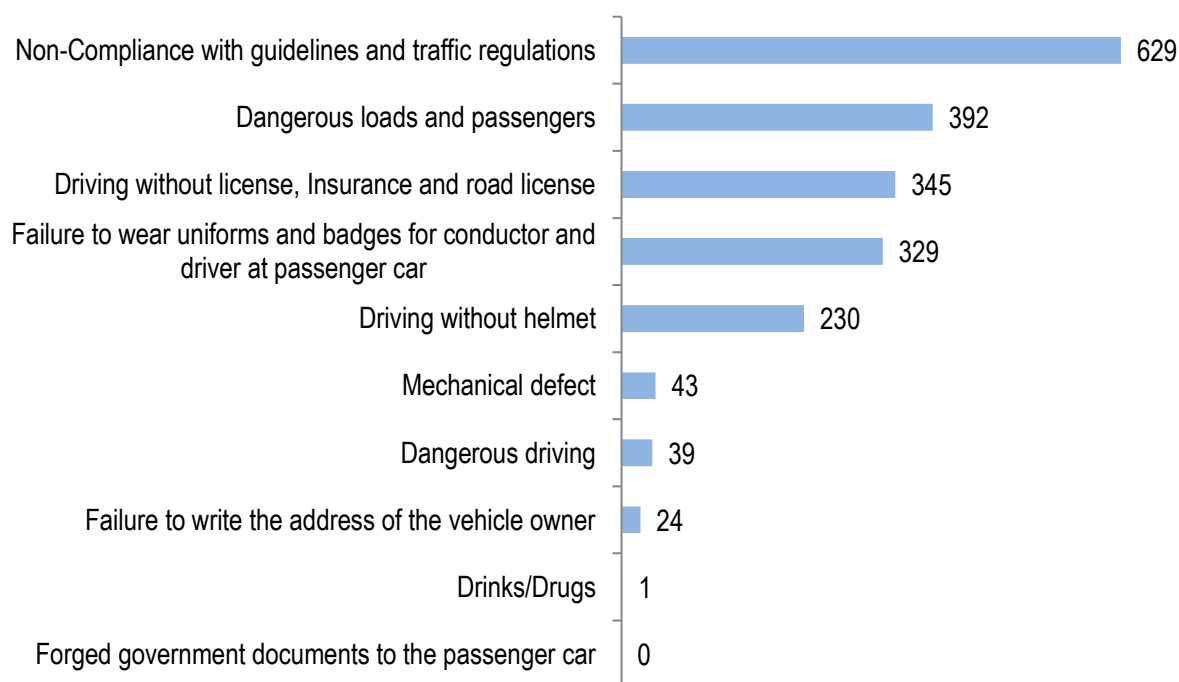


Figure 2.2: Number of Offences by Districts, October 2019

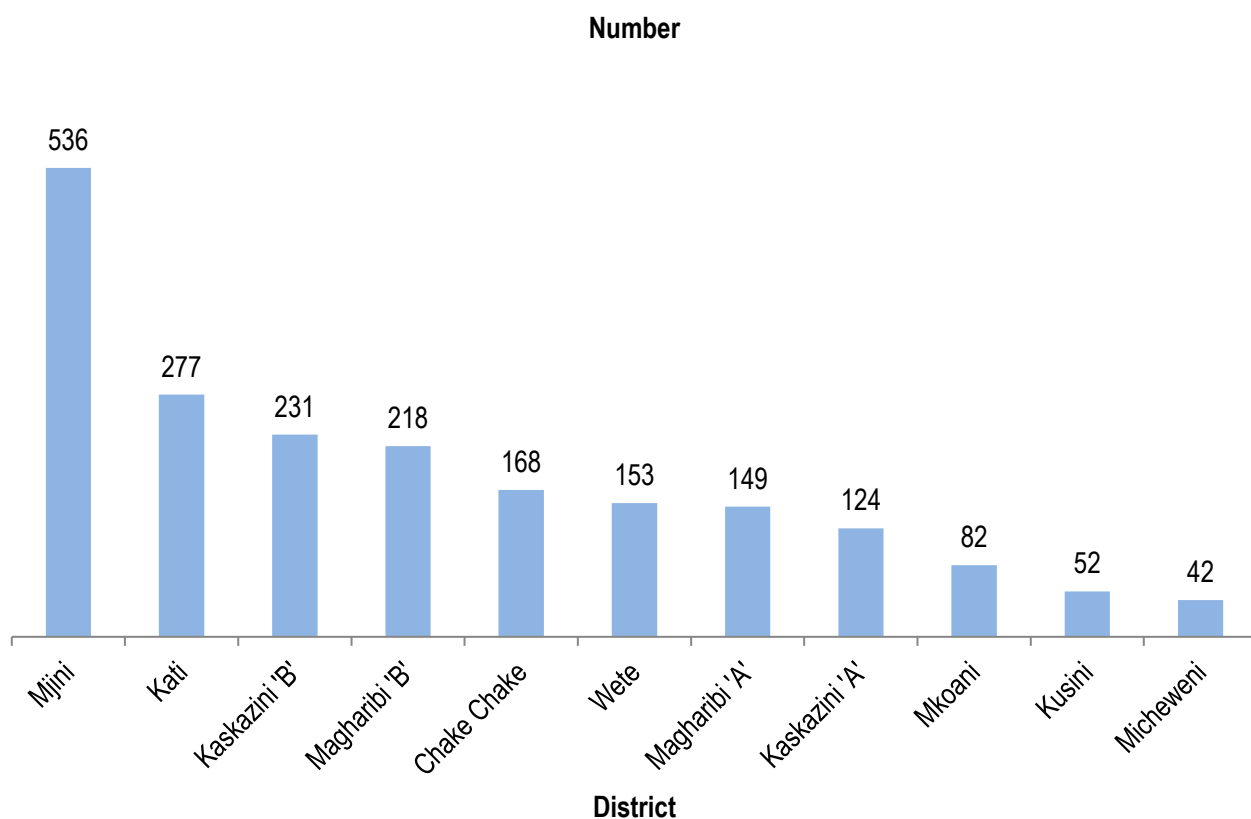


Table 2.1: Reported Traffic Offences by District and Sex, October, 2019

District	Drinks/Drugs			Dangerous driving			Mechanical defect			Driving without helmet			Driving without license, Insurance and road license		
	Male	Female	Total	Male	Female	Total	Male	Female	Total	Male	Female	Total	Male	Female	Total
Kaskazini 'A'	0	0	0	1	0	1	5	0	5	2	0	2	26	0	26
Kaskazini 'B'	0	0	0	0	0	0	10	0	10	13	0	13	38	0	38
Kati	0	0	0	0	0	0	20	0	20	28	3	31	19	0	19
Kusini	0	0	0	0	0	0	8	0	8	4	0	4	14	0	14
Mjini	0	0	0	0	0	0	0	0	0	82	0	82	44	0	44
Magharibi 'A'	0	0	0	0	0	0	0	0	0	21	0	21	37	0	37
Magharibi 'B'	1	0	1	3	0	3	0	0	0	39	0	39	47	0	47
Wete	0	0	0	35	0	35	0	0	0	6	0	6	50	0	50
Micheweni	0	0	0	0	0	0	0	0	0	2	0	2	5	0	5
Chake chake	0	0	0	0	0	0	0	0	0	25	0	25	44	0	44
Mkoani	0	0	0	0	0	0	0	0	0	5	0	5	21	0	21
Total	1	0	1	39	0	39	43	0	43	227	3	230	345	0	345

Source: Police Headquarter Zanzibar

Cont..... Table 2.1: Reported Traffic Offences by District and Sex, October, 2019

District	Dangerous loads and passengers			Failure to write the address of the vehicle owner			Forged government documents to the passenger car			Failure to wear uniforms and badges for conductor and driver at passenger car			Non-Compliance with guidelines and traffic regulations			Total		
	Male	Female	Total	Male	Female	Total	Male	Female	Total	Male	Female	Total	Male	Female	Total	Male	Female	Total
Kaskazini 'A'	36	0	36	0	0	0	0	0	0	6	0	6	48	0	48	124	0	124
Kaskazini 'B'	60	0	60	0	0	0	0	0	0	40	0	40	70	0	70	231	0	231
Kati	77	0	77	11	0	11	0	0	0	27	0	27	92	0	92	274	3	277
Kusini	16	0	16	0	0	0	0	0	0	2	0	2	8	0	8	52	0	52
Mjini	57	0	57	0	0	0	0	0	0	126	0	126	227	0	227	536	0	536
Magharibi 'A'	42	0	42	0	0	0	0	0	0	39	0	39	10	0	10	149	0	149
Magharibi 'B'	18	0	18	11	0	11	0	0	0	32	0	32	67	0	67	218	0	218
Wete	22	0	22	2	0	2	0	0	0	13	0	13	25	0	25	153	0	153
Micheweni	10	0	10	0	0	0	0	0	0	1	0	1	24	0	24	42	0	42
Chake chake	35	0	35	0	0	0	0	0	0	32	0	32	32	0	32	168	0	168
Mkoani	19	0	19	0	0	0	0	0	0	11	0	11	26	0	26	82	0	82
Total	392	0	392	24	0	24	0	0	0	329	0	329	629	0	629	2,029	3	2,032

Source: Police Headquarter Zanzibar

Table 2.2: Statistics of Traffic Offences, between October 2018 and 2019

District	Drinks/Drugs		Dangerous driving		Mechanical defect		Driving without helmet		Driving without license, Insurance and road license		Dangerous loads and passengers		Failure to write the address of the vehicle owner		Forged government documents to the passenger car		Failure to wear uniforms and badges for conductor and driver at passenger car		Non-Compliance with guidelines and traffic regulations		Total	
	Oct-18	Oct-19	Oct-18	Oct-19	Oct-18	Oct-19	Oct-18	Oct-19	Oct-18	Oct-19	Oct-18	Oct-19	Oct-18	Oct-19	Oct-18	Oct-19	Oct-18	Oct-19	Oct-18	Oct-19	Oct-18	Oct-19
Kaskazini 'A'	0	0	8	1	11	5	0	2	21	26	45	36	1	0	0	0	10	6	29	48	125	124
Kaskazini 'B'	0	0	0	0	68	10	4	13	16	38	60	60	15	0	0	0	29	40	17	70	269	231
Kati	0	0	32	0	89	20	6	31	15	19	90	77	19	11	0	0	29	27	46	92	326	277
Kusini	0	0	0	0	1	8	4	4	17	14	10	16	0	0	0	0	4	2	2	8	38	52
Mjini	0	0	0	0	6	0	100	82	80	44	4	57	0	0	0	0	156	126	152	227	498	536
Magharibi 'A'	0	0	0	0	0	0	25	21	20	37	40	42	0	0	0	0	90	39	80	10	255	149
Magharibi 'B'	0	1	0	3	18	0	46	39	88	47	97	18	0	11	20	0	33	32	109	67	411	218
Wete	0	0	7	35	1	0	13	6	9	50	10	22	1	2	0	0	10	13	78	25	129	153
Micheweni	0	0	7	0	0	0	3	2	22	5	22	10	0	0	0	0	6	1	46	24	106	42
Chake chake	0	0	5	0	26	0	24	25	54	44	0	35	6	0	0	0	30	32	21	32	166	168
Mkoani	0	0	4	0	0	0	6	5	31	21	51	19	0	0	0	0	18	11	16	26	126	82
Total	0	1	63	39	220	43	231	230	373	345	429	392	42	24	20	0	415	329	596	629	2,449	2,032

Source: Police Headquarter Zanzibar

Table 2.2: Statistics of Traffic Offences between, September and October, 2019

District	Drinks/Drugs		Dangerous driving		Mechanical defect		Driving without helmet		Driving without license, Insurance and road license		Dangerous loads and passengers		Failure to write the address of the vehicle owner		Forged government documents to the passenger car		Failure to wear uniforms and badges for conductor and driver at passenger car		Non-Compliance with guidelines and traffic regulations		Total	
	Sept	Oct	Sept	Oct	Sept	Oct	Sept	Oct	Sept	Oct	Sept	Oct	Sept	Oct	Sept	Oct	Sept	Oct	Sept	Oct	Sept	Oct
Kaskazini 'A'	0	0	3	1	20	5	0	2	20	26	41	36	0	0	0	0	3	6	43	48	130	124
Kaskazini 'B'	0	0	0	0	13	10	15	13	42	38	73	60	0	0	0	0	23	40	55	70	221	231
Kati	0	0	0	0	7	20	5	31	28	19	85	77	0	11	0	0	2	27	139	92	266	277
Kusini	0	0	0	0	0	8	1	4	8	14	14	16	0	0	0	0	7	2	5	8	35	52
Mjini	0	0	0	0	0	0	62	82	37	44	53	57	0	0	0	0	48	126	59	227	259	536
Magharibi 'A'	0	0	0	0	0	0	27	21	17	37	35	42	0	0	0	0	33	39	52	10	164	149
Magharibi 'B'	0	1	0	3	0	0	35	39	19	47	36	18	0	11	0	0	82	32	173	67	345	218
Wete	0	0	15	35	0	0	17	6	36	50	39	22	1	2	0	0	18	13	53	25	179	153
Micheweni	0	0	0	0	0	0	8	2	5	5	19	10	0	0	0	0	12	1	22	24	66	42
Chake chake	0	0	15	0	7	0	15	25	27	44	25	35	20	0	0	0	0	32	22	32	131	168
Mkoani	0	0	0	0	0	0	4	5	13	21	24	19	0	0	0	0	5	11	11	26	57	82
Total	0	1	33	39	47	43	189	230	252	345	444	392	21	24	0	0	233	329	634	629	1,853	2,032

Source: Police Headquarter Zanzibar

Explanatory Note

A road accident refers to any accident involving at least one road vehicle, occurring on a road open to public circulation, and in which at least one person is injured or killed. According to Penal Act no. 6/2004 Act to repeal the Penal Decree, chapter 13 of the law of Zanzibar limitation as time to death is defined as Killed persons are accident victims who die immediately or within one year and one day (366) following the accident. Injured persons are accident victims having suffered trauma requiring medical treatment with or without hospitalization.

Roads are primary mean of transportation. These provide human access to different places. Many people's use road for different means of transport. Some of them use vehicle, bicycle and others walk.

An offence is a crime that breaks a particular law and requires a particular punishment. Road accidents are caused by various human offenses. Many mistakes that make his appearance seem to be minor but his impact becomes great. As a result, people getting disabilities or dying

For more clarifications please contact:

*Police Headquarters Zanzibar
P.O.BOX, 237, PHQ, Zanzibar
Email:cidphqznz@gmail.com*

*Office of the Chief Government Statistician
P.O. BOX, 2321, Zanzibar
Email: zanstat@ocgs.go.tz*