



## **Tourism Release No.68**



## **TOURISM STATISTICAL RELEASE**

### **AUGUST - 2022**

## TOURISM STATISTICS

Zanzibar recorded **61,388** international visitors in August 2022 compared with **34,425** visitors in August 2021 and **58,157** visitors in July 2022.

Tourists from Europe continued to dominate the market by accounting **70.0** percent of the total visitors in August 2022. In country wise, Italy dominated the Tourism market by accounting **13.8** percent of all visitors entered in August 2022, followed by French (**13.7** percent) while New Zealand recorded less than one percent which is the least. Other performances are as shown in (**Table 1**).

The data shows that **52,528** visitors equivalent to **86** percent of the total visitors entered through Airport, among them **47,730** visitors entered by international flights and **4,798** by domestic flights. The remaining **8,860** visitors entered through seaport of whom **4** entered by cruise ship and **8,856** by Sea Ferries as shown in **Figure 1 & Table 2**.

Information on the purpose of visit (**Table 3**) shows that in August 2022, about **60,330** visitors equivalent to **98.3** percent came for holidays, **1.5** percent came for visiting friends and relatives and **0.2** percent came for other purposes.

**Figure 2 & Table 4** shows that **22,840** visitors (**37.2** percent) were male and **38,548** (**62.8** percent) were female. Male and Female increased by **2.4** and **7.5** percent respectively compared with the preceding month of July 2022.

The ages of the visitors were categorized into three broad groups: those younger than 15 years who are regarded as children, 15 to 64 years who are regarded as working age population, and 65 years and older are regarded as retirees. The overall results show that **4,984** (**8.1** percent) visitors were aged less than 15 years, **54,465** (**88.7** percent) were aged 15 to 64 years and **1,939** (**3.2** percent) were aged 65 years and older (**Figure 3 & Table 5**).

The visitors from emerging markets (Poland, India, Russia, Israel, China and Ukraine) decreased by **9.8** percent compared with previous month. Other performances are shown in (**Figure 4 & Table 6**).

**Table 7** shows that almost three for every ten visitors (**30.8 percent**) stayed in the country for Six days in August 2022. The overall average intended length of stay for visitors in August 2022 was about eight nights.

The total of **650,721** bed-spaces was available in August 2022. Out of these bed-spaces, estimates of **500,590** beds were sold during August representing a bed occupancy rate of **76.9** percent (**Table 8**).

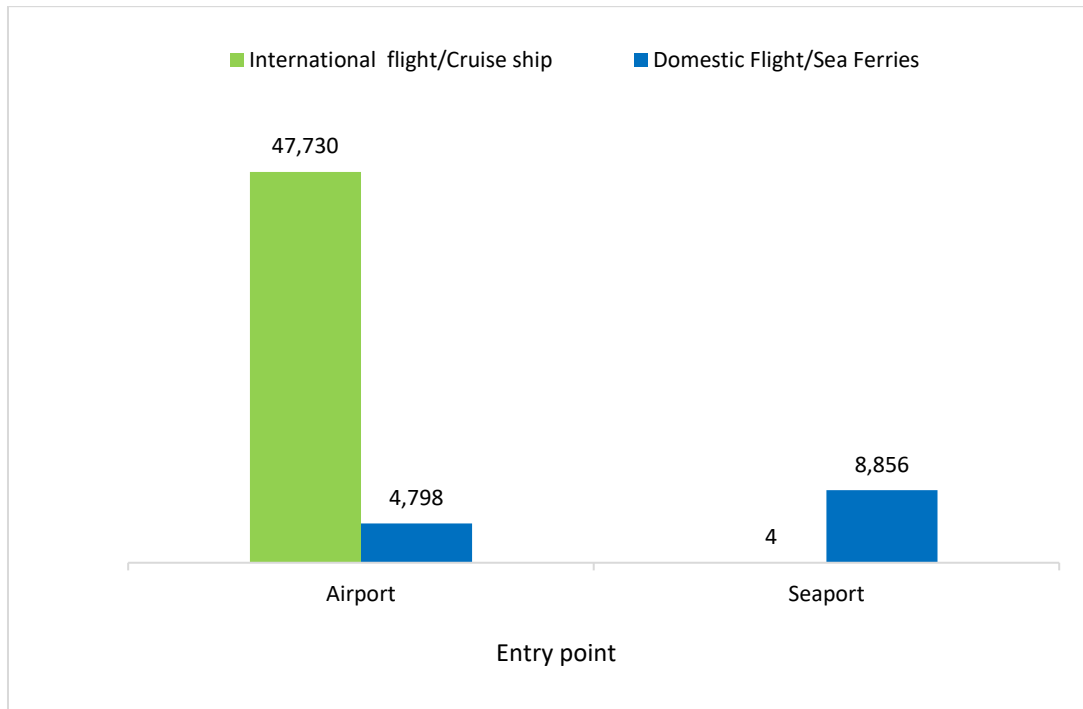
For the past eight months, Zanzibar has received **322,748** visitors from January- August 2022 which is an increase of **27.6** percent compared with the corresponding months (January – August) 2021. About **284,873** visitors entered through airport while **37,875** visitors entered through seaport. Most of visitors were from Europe (**71.3** percent). In country wise, France (**12.3** percent) was the leading market for the eight months in Zanzibar tourism market (**Table 9**).

**Table1: International Visitors by Nationality, August 2021, July 2022 and August 2022**

Nationality	August-21			July -22			August-22			% Change, July 2022 and August 2022	
	Number	% Share	Rank	Number	% Share	Rank	Number	% Share	Rank	% Change, August2021 and August 2022	
<b>EUROPE</b>											
Scandinavian	419	1.2	16	1,906	3.3	8.0	1,246	2.0	14	-34.6	197.4
British	1,225	3.6	8	4,189	7.2	2.0	4,319	7.0	3	3.1	252.6
German	1,403	4.1	6	3,635	6.3	3.0	4,061	6.6	4	11.7	189.5
Italian	536	1.6	14	3,262	5.6	6.0	8,443	13.8	1	158.8	1475.2
French	4,844	14.1	1	6,823	11.7	1.0	8,391	13.7	2	23.0	73.2
Dutch	762	2.2	12	1,892	3.3	9.0	1,828	3.0	8	-3.4	139.9
Belgium	1,119	3.3	9	1,595	2.7	11.0	1,330	2.2	12	-16.6	18.9
Russian	257	0.7	19	556	1.0	18.0	583	0.9	16	4.9	126.8
Turkish	424	1.2	16	509	0.9	19.0	538	0.9	18	5.7	26.9
Polish	3,354	9.7	2	3,392	5.8	4.0	2,816	4.6	5	-17.0	-16.0
Ukrainian	277	0.8	18	167	0.3	22.0	154	0.3	22	-7.8	-44.4
Czech Republic	131	0.4	20	1,857	3.2	10.0	1,663	2.7	10	-10.4	1169.5
Spanish	1,023	3	10	1,387	2.4	14.0	2,065	3.4	7	48.9	101.9
Other European	3,506	10.2		6,205	10.7		5,573	9.1		-10.2	59.0
<b>Subtotal</b>	<b>19,280</b>	<b>56</b>		<b>37,375</b>	<b>64.3</b>		<b>43,010</b>	<b>70.0</b>		<b>15</b>	<b>123</b>
<b>ASIA</b>											
Japanese	24	0.1	24	40	0.1	24.0	83	0.1	23	107.5	245.8
Chinese	59	0.2	22	255	0.4	20.0	320	0.5	20	25.5	442.4
Indian	1,954	5.7	5	1,433	2.5	13.0	1,052	1.7	15	-26.6	-46.2
Israeli	851	2.5	11	1,085	1.9	15.0	1,290	2.1	13	18.9	51.6
Other Asian	2,312	6.7		4,368	7.5		2,812	4.6		-35.6	21.6
<b>Subtotal</b>	<b>5,200</b>	<b>15.1</b>		<b>7,181</b>	<b>12.3</b>		<b>5,557</b>	<b>9.1</b>		<b>-22.6</b>	<b>6.9</b>
<b>AFRICA</b>											
Kenyan	642	1.9	13	1,470	2.5	12.0	1,718	2.8	9	16.9	167.6
South African	2,204	6.4	4	2,621	4.5	7.0	1,581	2.6	11	-39.7	-28.3
Egyptian	1,227	3.6	7	862	1.5	16.0	456	0.7	19	-47.1	-78.5
Other African	2,120	9.7		2,648	4.6		4,050	6.6		52.9	-34.6
<b>Subtotal</b>	<b>6,193</b>	<b>18</b>		<b>7,601</b>	<b>13.1</b>		<b>7,805</b>	<b>12.7</b>		<b>2.7</b>	<b>26.0</b>
<b>AMERICA</b>											
American	2,725	7.9	3	3,303	5.7	5.0	2,526	4.1	6	-23.5	725.5
Canadian	306	0.9	16	692	1.2	17.0	541	0.9	17	-21.8	23.2
Other American	439	1.3		428	0.7		388	0.6		-9.3	-88.8
<b>Subtotal</b>	<b>3,470</b>	<b>10.1</b>		<b>4,423</b>	<b>7.6</b>		<b>3,455</b>	<b>5.6</b>		<b>-21.9</b>	<b>-0.4</b>
<b>OCEANIA</b>											
Australian	97	0.3	21	184	0.3	21.0	230	0.4	21	25.0	751.9
New Zealand	27	0.1	23	96	0.2	23.0	63	0.1	24	-34.4	-49.2
<b>Subtotal</b>	<b>124</b>	<b>0.4</b>		<b>280</b>	<b>0.5</b>		<b>293</b>	<b>0.5</b>		<b>4.6</b>	<b>85.4</b>
Not stated	158	0.5		1,297	2.2		1,268	2.1			
<b>TOTAL</b>	<b>34,425</b>	<b>100</b>		<b>58,157</b>	<b>100.0</b>		<b>61,388</b>	<b>100.0</b>		<b>5.6</b>	<b>78.3</b>

Source: OCGS, ZCT & Immigration Department, Zanzibar

**Figure 1: International Visitors by Entry Points, June 2022**



Source: OCGS, ZCT & Immigration Department, Zanzibar

**Table 2: International Visitors by Nationality through Entry Points, August 2022**

Nationality	Airport			Seaport		
	International Flight	Domestic Flight	Total	Cruise Ship	Sea ferries	Total
<b>EUROPE</b>						
Scandinavian	985	130	1,115	0	131	131
British	2,869	491	3,360	1	958	959
German	3,228	293	3,521	0	540	540
Italian	8,079	119	8,198	0	245	245
French	7,215	504	7,719	0	672	672
Dutch	1,115	299	1,414	0	414	414
Belgium	998	113	1,111	0	219	219
Russian	512	22	534	0	49	49
Turkish	506	32	538	0	0	0
Polish	2,717	30	2,747	0	69	69
Ukrainian	148	6	154	0	0	0
Czech Republic	1,610	15	1,625	0	38	38
Spanish	1,971	94	2,065	0	0	0
Other Europeans	5,036	213	5,249	1	323	324
<b>Subtotal</b>	<b>36,989</b>	<b>2,361</b>	<b>39,350</b>	<b>2</b>	<b>3,658</b>	<b>3,660</b>
<b>ASIA</b>						
Japanese	29	16	45	1	37	38
Chinese	97	74	171	0	149	149
Indian	594	147	741	0	311	311
Israeli	1,244	14	1,258	0	32	32
Other Asians	2,123	262	2,385	0	427	427
<b>Subtotal</b>	<b>4,087</b>	<b>513</b>	<b>4,600</b>	<b>1</b>	<b>956</b>	<b>957</b>
<b>AFRICA</b>						
Kenyan	622	421	1,043	1	674	675
South African	1,538	43	1,581	0	0	0
Egyptian	367	26	393	0	63	63
Other Africans	1,932	813	2,745	0	1305	1,305
<b>Subtotal</b>	<b>4,459</b>	<b>1,303</b>	<b>5,762</b>	<b>1</b>	<b>2,042</b>	<b>2,043</b>
<b>AMERICA</b>						
American	1,486	381	1,867	0	659	659
Canadian	260	104	364	0	177	177
Other Americans	258	50	308	0	80	80
<b>Subtotal</b>	<b>2,004</b>	<b>535</b>	<b>2,539</b>	<b>0</b>	<b>916</b>	<b>916</b>
<b>OCEANIA</b>						
Australian	79	66	145	0	85	85
New Zealand	29	1	30	0	33	33
<b>Subtotal</b>	<b>108</b>	<b>67</b>	<b>175</b>	<b>0</b>	<b>118</b>	<b>118</b>
Not stated	83	19	102	0	1166	1,166
<b>TOTAL</b>	<b>47,730</b>	<b>4,798</b>	<b>52,528</b>	<b>4</b>	<b>8,856</b>	<b>8,860</b>

Source: OCGS, ZCT & Immigration Department, Zanzibar

**Table 3: International Visitors by Nationality and Purpose of Visit, August 2022**

Nationality	Holidays	Visiting Friends and Relatives	Returning Residences	Prospective Resident	Seeking Employment	Temporary Employment	Business and Conference	In Transit	Others	Total
<b>EUROPE</b>										
Scandinavian	1,229	16	0	0	0	0	0	0	1	1,246
British	4,223	93	0	0	0	1	0	1	1	4,319
German	4,008	47	2	2	0	0	0	0	2	4,061
Italian	8,334	85	0	2	1	0	9	6	6	8,443
French	8,245	137	0	3	0	0	1	2	3	8,391
Dutch	1,817	11	0	0	0	0	0	0	0	1,828
Belgium	1,319	6	3	0	0	0	1	0	1	1,330
Russian	562	21	0	0	0	0	0	0	0	583
Turkish	536	2	0	0	0	0	0	0	0	538
Polish	2,757	53	0	0	0	0	2	3	1	2,816
Ukrainian	149	5	0	0	0	0	0	0	0	154
Czech Republic	1,639	21	0	0	0	2	0	0	1	1,663
Spanish	2,031	34	0	0	0	0	0	0	0	2,065
Other Europeans	5,404	163	0	0	0	0	3	0	3	5,573
<b>Subtotal</b>	<b>42,253</b>	<b>694</b>	<b>5</b>	<b>7</b>	<b>1</b>	<b>3</b>	<b>16</b>	<b>12</b>	<b>19</b>	<b>43,010</b>
<b>ASIA</b>										
Japanese	83	0	0	0	0	0	0	0	0	83
Chinese	317	3	0	0	0	0	0	0	0	320
Indian	1,017	34	0	0	0	0	1	0	0	1,052
Israeli	1,263	24	0	0	0	1	2	0	0	1,290
Other Asians	2,708	95	0	0	0	2	0	0	7	2,812
<b>Subtotal</b>	<b>5,388</b>	<b>156</b>	<b>0</b>	<b>0</b>	<b>0</b>	<b>3</b>	<b>3</b>	<b>0</b>	<b>7</b>	<b>5,557</b>
<b>AFRICA</b>										
Kenyan	1,709	3	1	2	0	0	0	1	2	1,718
South African	1,577	1	0	0	0	0	3	0	0	1,581
Egyptian	446	10	0	0	0	0	0	0	0	456
Other Africans	3,999	47	1	1	1	0	1	0	0	4,050
<b>Subtotal</b>	<b>7,731</b>	<b>61</b>	<b>2</b>	<b>3</b>	<b>1</b>	<b>0</b>	<b>4</b>	<b>1</b>	<b>2</b>	<b>7,805</b>
<b>AMERICA</b>										
American	2,517	8	0	0	0	0	0	0	1	2,526
Canadian	530	11	0	0	0	0	0	0	0	541
Other Americans	380	8	0	0	0	0	0	0	0	388
<b>Subtotal</b>	<b>3,427</b>	<b>27</b>	<b>0</b>	<b>0</b>	<b>0</b>	<b>0</b>	<b>0</b>	<b>0</b>	<b>1</b>	<b>3,455</b>
<b>OCEANIA</b>										
Australian	222	8	0	0	0	0	0	0	0	230
New Zealand	62	1	0	0	0	0	0	0	0	63
<b>Subtotal</b>	<b>284</b>	<b>9</b>	<b>0</b>	<b>0</b>	<b>0</b>	<b>0</b>	<b>0</b>	<b>0</b>	<b>0</b>	<b>293</b>
<b>Not stated</b>	<b>1,247</b>	<b>3</b>	<b>3</b>	<b>1</b>	<b>0</b>	<b>0</b>	<b>0</b>	<b>0</b>	<b>14</b>	<b>1,268</b>
<b>TOTAL</b>	<b>60,330</b>	<b>950</b>	<b>10</b>	<b>11</b>	<b>2</b>	<b>6</b>	<b>23</b>	<b>13</b>	<b>43</b>	<b>61,388</b>
<b>TOTAL PERCENT</b>	<b>98.3</b>	<b>1.5</b>	<b>0.0</b>	<b>0.0</b>	<b>0.0</b>	<b>0.0</b>	<b>0.0</b>	<b>0.0</b>	<b>0.1</b>	<b>100</b>

Source: OCGS, ZCT & Immigration Department, Zanzibar

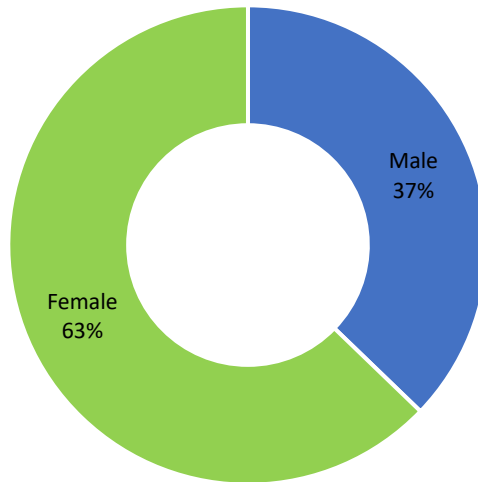
**Table 4: International Visitors by Nationality and Sex, August 2022**

<b>Nationality</b>	<b>Male</b>	<b>Female</b>	<b>Total</b>
<b>EUROPE</b>			
Scandinavian	386	860	1,246
British	1,586	2,733	4,319
German	1,522	2,539	4,061
Italian	2,715	5,728	8,443
French	2,929	5,462	8,391
Dutch	724	1,104	1,828
Belgium	391	939	1,330
Russian	227	356	583
Turkish	126	412	538
Polish	845	1,971	2,816
Ukrainian	31	123	154
Czech Republic	592	1,071	1,663
Spanish	682	1,383	2,065
Other European Country	1,964	3,609	5,573
<b>Subtotal</b>	<b>14,720</b>	<b>28,290</b>	<b>43,010</b>
<b>ASIA</b>			
Japanese	48	35	83
Chinese	198	122	320
Indian	540	512	1,052
Israeli	392	898	1,290
Other Asian	1,300	1,511	2,811
<b>Subtotal</b>	<b>2,478</b>	<b>3,078</b>	<b>5,556</b>
<b>AFRICA</b>			
Kenyan	820	898	1,718
South African	538	1,043	1,581
Egyptian	184	272	456
Other African	1,929	2,121	4,050
<b>Subtotal</b>	<b>3,471</b>	<b>4,334</b>	<b>7,805</b>
<b>AMERICA</b>			
American	953	1,574	2,527
Canadian	248	293	541
Other American	157	231	388
<b>Subtotal</b>	<b>1,358</b>	<b>2,098</b>	<b>3,456</b>
<b>OCEANIA</b>			
Australian	123	107	230
New Zealand	30	33	63
<b>Subtotal</b>	<b>153</b>	<b>140</b>	<b>293</b>
Not stated	660	608	1,268
<b>TOTAL AUGUST, 2022</b>	<b>22,840</b>	<b>38,548</b>	<b>61,388</b>
<b>TOTAL JULY 2022</b>	<b>22,296</b>	<b>35,861</b>	<b>58,157</b>
<b>TOTAL PERCENT</b>	<b>37.2</b>	<b>62.8</b>	<b>100</b>
<b>% CHANGE, JULY 2022 and AUGUST 2022</b>	<b>2.4</b>	<b>7.5</b>	<b>5.6</b>

Source: OCGS, ZCT & Immigration Department, Zanzibar

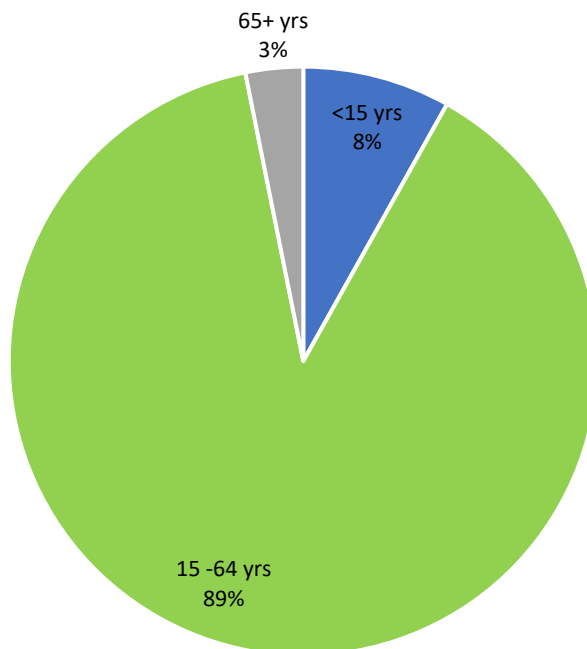


**Figure 2: International Visitors by Sex, August 2022**



Source: OCGS, ZCT & Immigration Department, Zanzibar

**Figure 3: International Visitors by Categorized Age, August 2022**



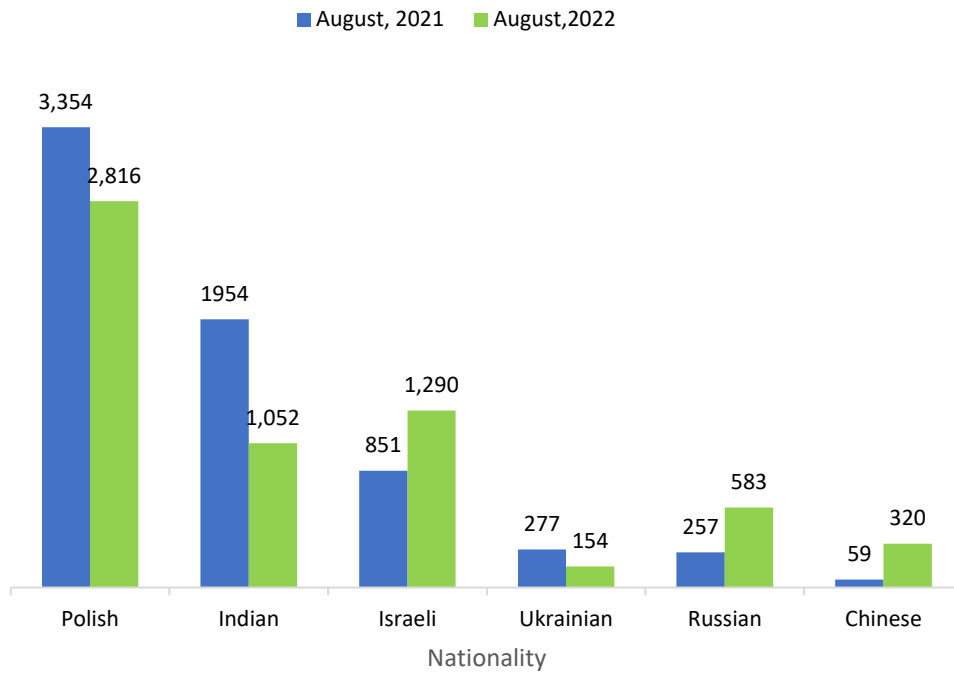
Source: OCGS, ZCT & Immigration Department, Zanzibar

**Table 5: International Visitors by Nationality and Categorized Age, August 2022**

Nationality	<15 yrs	15 -64 yrs	65+ yrs	Total
<b>EUROPE</b>				
Scandinavian	76	1,122	48	1,246
British	502	3,667	150	4,319
German	327	3,623	111	4,061
Italian	402	7,818	223	8,443
French	733	7,470	188	8,391
Dutch	203	1,582	43	1,828
Belgium	172	1,130	28	1,330
Russian	42	530	11	583
Turkish	22	509	7	538
Polish	318	2,435	63	2,816
Ukrainian	8	143	3	154
Czech Republic	125	1,501	37	1,663
Spanish	133	1,904	28	2,065
Other European	408	5,052	113	5,573
<b>Subtotal</b>	<b>3,471</b>	<b>38,486</b>	<b>1,053</b>	<b>43,010</b>
<b>ASIA</b>				
Japanese	2	79	2	83
Chinese	11	309	0	320
Indian	85	921	46	1,052
Israeli	166	1,094	30	1,290
Other Asian	223	2,395	193	2,811
<b>Subtotal</b>	<b>487</b>	<b>4,798</b>	<b>271</b>	<b>5,556</b>
<b>AFRICA</b>				
Kenyan	165	1,520	33	1,718
South African	103	1,389	89	1,581
Egyptian	34	419	3	456
Other African	372	3,582	96	4,050
<b>Subtotal</b>	<b>674</b>	<b>6,910</b>	<b>221</b>	<b>7,805</b>
<b>AMERICA</b>				
American	188	2,052	287	2,527
Canadian	40	460	41	541
Other American	12	366	10	388
<b>Subtotal</b>	<b>240</b>	<b>2,878</b>	<b>338</b>	<b>3,456</b>
<b>OCEANIA</b>				
Australian	9	202	19	230
New Zealand	6	57	0	63
<b>Subtotal</b>	<b>15</b>	<b>259</b>	<b>19</b>	<b>293</b>
<b>Not stated</b>	<b>97</b>	<b>1,134</b>	<b>37</b>	<b>1,268</b>
<b>TOTAL</b>	<b>4,984</b>	<b>54,465</b>	<b>1,939</b>	<b>61,388</b>
<b>TOTAL PERCENT</b>	<b>8.1</b>	<b>88.7</b>	<b>3.2</b>	<b>100</b>

Source: OCGS, ZCT &amp; Immigration Department, Zanzibar

**Figure 4: Visitors Arrival from Emerging Markets, August 2022**



Source: OCGS, ZCT & Immigration Department, Zanzibar

**Table 7: Intended Length of Stay and Sex of International Visitors, August 2022**

Intended Length of Stay	Number of Arrival			Percentage Share	Total Nights		
	Male	Female	Total		Male	Female	Total
1	709	499	1,208	2	709	499	1,208
2	866	668	1,534	2.5	1,732	1,336	3,068
3	1,122	1,045	2,167	3.5	3,366	3,135	6,501
4	1,217	1,276	2,493	4.1	4,868	5,104	9,972
5	1,756	1,873	3,629	5.9	8,780	9,365	18,145
6	1,933	16,966	18,899	30.8	11,598	101,796	113,394
7	5,210	5,403	10,613	17.3	36,470	37,821	74,291
8	2,135	2,278	4,413	7.2	17,080	18,224	35,304
9	1,018	987	2,005	3.3	9,162	8,883	18,045
10	1,454	1,621	3,075	5	14,540	16,210	30,750
11	534	573	1,107	1.8	5,874	6,303	12,177
12	675	736	1,411	2.3	8,100	8,832	16,932
13	396	455	851	1.4	5,148	5,915	11,063
14	1,175	1,283	2,458	4	16,450	17,962	34,412
15	800	844	1,644	2.7	12,000	12,660	24,660
16	283	314	597	1	4,528	5,024	9,552
17	168	196	364	0.6	2,856	3,332	6,188
18	129	145	274	0.4	2,322	2,610	4,932
19	84	91	175	0.3	1,596	1,729	3,325
20	153	131	284	0.5	3,060	2,620	5,680
21	193	180	373	0.6	4,053	3,780	7,833
22	38	44	82	0.1	836	968	1,804
23	37	42	79	0.1	851	966	1,817
24	19	15	34	0.1	456	360	816
25	26	30	56	0.1	650	750	1,400
26	10	21	31	0.1	260	546	806
27	4	6	10	0	108	162	270
28	51	59	110	0.2	1,428	1,652	3,080
29	14	8	22	0	406	232	638
30	297	266	563	0.9	8,910	7,980	16,890
31+	332	495	827	1.3	10,292	15,345	25,637
<b>Total</b>	<b>22,838</b>	<b>38,550</b>	<b>61,388</b>	<b>100</b>	<b>198,489</b>	<b>302,101</b>	<b>500,590</b>
<b>Intended Average Length of Stay<sup>1</sup></b>					<b>8.7</b>	<b>7.8</b>	<b>8.2</b>

Source: OCGS, ZCT & Immigration Department, Zanzibar

<sup>1</sup> The average intended length of stay is determined by dividing the number of visitor nights by the number of international visitors

**Table 8: International Visitors nights and Estimated Bed Occupancy Rate, August 2022**

Length of Stay	Number of visitors	Percentage Share	Total Nights
1	1,208	2.0	1,208
2	1,534	2.5	3,068
3	2,167	3.5	6,501
4	2,493	4.1	9,972
5	3,629	5.9	18,145
6	18,899	30.8	113,394
7	10,613	17.3	74,291
8	4,413	7.2	35,304
9	2,005	3.3	18,045
10	3,075	5.0	30,750
11	1,107	1.8	12,177
12	1,411	2.3	16,932
13	851	1.4	11,063
14	2,458	4.0	34,412
15	1,644	2.7	24,660
16	597	1.0	9,552
17	364	0.6	6,188
18	274	0.4	4,932
19	175	0.3	3,325
20	284	0.5	5,680
21	373	0.6	7,833
22	82	0.1	1,804
23	79	0.1	1,817
24	34	0.1	816
25	56	0.1	1,400
26	31	0.1	806
27	10	0.0	270
28	110	0.2	3,080
29	22	0.0	638
30	563	0.9	16,890
31+	827	1.3	25,637
<b>Total</b>	<b>61,388</b>	<b>100.0</b>	<b>500,590</b>
<b>Number of beds available in August, 2022</b>			<b>650,721</b>
<b>Bed Occupancy Rate</b>			<b>76.9</b>

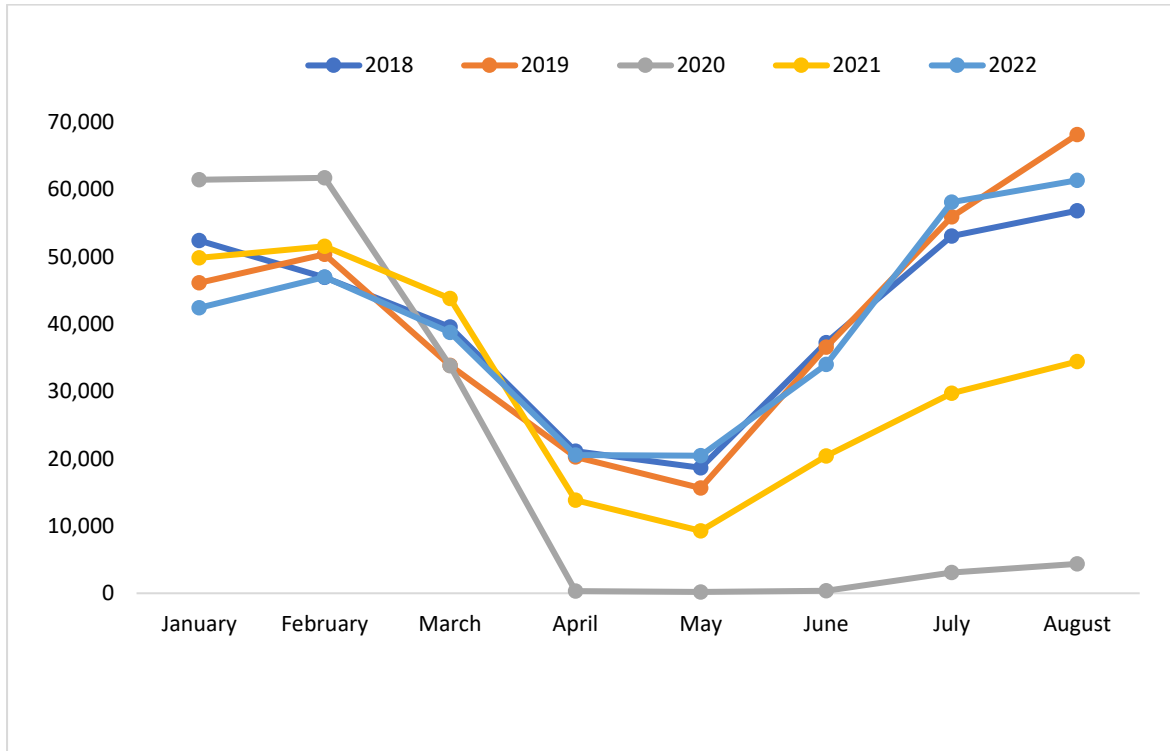
Source: OCGS, ZCT &amp; Immigration Department, Zanzibar

**Table 9: International Visitors by Nationality through Entry Points, January- August 2021 & 2022**

Nationality	January-August 2021			January- August 2022					% Change, Jan- August 2021 and Jan-August 2022
	Number	% share	Rank	Number (Airport)	Number (Seaport)	Total Number	% Share	Rank	
<b>EUROPE</b>									
Scandinavian	3,252	1.3	16	8,867	1,195	10,062	3.1	11	209.4
British	7,325	2.9	8	14,363	2,893	17,256	5.3	5	135.6
German	8,864	3.5	6	20,792	2,104	22,896	7.1	3	158.3
Italian	4,386	1.7	11	14,055	743	14,798	4.6	7	237.4
French	18,352	7.3	3	37,363	2,493	39,856	12.3	1	117.2
Dutch	3,137	1.2	17	8,045	1,215	9,260	2.9	12	195.2
Belgium	3,977	1.6	12	6,280	775	7,055	2.2	14	77.4
Russian	68,426	27.1	1	2,704	394	3,098	1.0	20	-95.5
Turkish	1,856	0.7	19	2,781	0	2,781	0.9	21	49.8
Polish	22,477	8.9	2	30,710	373	31,083	9.6	2	38.3
Ukrainian	8,072	3.2	7	11,907	0	11,907	3.7	10	47.5
Czech Republic	4,563	1.8	10	11,975	211	12,186	3.8	9	167.1
Spanish	3,970	1.6	13	6,616	0	6,616	2.0	15	66.6
Other European	27,611	10.9		39,633	1,576	41,209	12.8		49.2
<b>Subtotal</b>	<b>186,268</b>	<b>73.6</b>		<b>216,091</b>	<b>13972</b>	<b>230,063</b>	<b>71.3</b>		<b>23.5</b>
<b>ASIA</b>									
Japanese	170	0.1	24	139	106	245	0.1	27	44.1
Chinese	773	0.3	22	729	801	1,530	0.5	23	97.9
Indian	4,564	1.8	9	3,202	1,816	5,018	1.6	17	9.9
Israeli	2,560	1	18	3,805	115	3,920	1.2	18	53.1
Other Asian	9,306	3.7		11,240	1,800	13,040	4.0		40.1
<b>Subtotal</b>	<b>17,373</b>	<b>6.9</b>		<b>19115</b>	<b>4638</b>	<b>23753</b>	<b>7.4</b>		<b>36.7</b>
<b>AFRICA</b>									
Kenyan	3,582	1.4	14	4,608	3,484	8,092	2.5	13	125.9
South African	10,624	4.2	5	15,133	0	15,133	4.7	6	42.4
Egyptian	3,482	1.4	15	2,667	502	3,169	1.0	19	-9.0
Other African	10,353	5.5		13,043	4,529	17,572	5.4		69.7
<b>Subtotal</b>	<b>28,041</b>	<b>11.1</b>		<b>35451</b>	<b>8515</b>	<b>43966</b>	<b>13.6</b>		<b>56.8</b>
<b>AMERICA</b>									
American	12,628	5	4	9,379	3,325	12,704	3.9	8	0.6
Canadian	1,640	0.6	20	1,829	835	2,664	0.8	22	62.4
Other American	2,105	0.8		1,951	377	2,328	0.7		10.6
<b>Subtotal</b>	<b>16,373</b>	<b>6.5</b>		<b>13,159</b>	<b>4,537</b>	<b>17,696</b>	<b>5.5</b>		<b>8.1</b>
<b>OCEANIA</b>									
Australian	993	0.4	21	499	375	874	0.3	25	-28.1
New Zealand	222	0.1	23	126	165	291	0.1	26	-92.1
<b>Subtotal</b>	<b>1,215</b>	<b>0.5</b>		<b>625</b>	<b>540</b>	<b>1,165</b>	<b>0.4</b>		<b>-4.1</b>
Not stated	3,667	1.4		432	5,673	6,105	1.9		
<b>TOTAL</b>	<b>252,937</b>	<b>100</b>		<b>284,873</b>	<b>37,875</b>	<b>322,748</b>	<b>100</b>		<b>27.6</b>

Source: OCGS, ZCT & Immigration Department, Zanzibar

Figure 5: International Visitors by Month, January-August 2018 - 2022



## Annex I:

**Table 6: Visitors Arrival from Emerging Markets, August 2022**

Nationality	August 2021	July 2022	August 2022	% Change August 2021 to August 2022	% Change July 2022 to August 2022
Russian	257	556	583	126.8	4.9
Polish	3,354	3,392	2,816	-16.0	-17.0
Ukrainian	277	167	154	-44.4	-7.8
Chinese	59	255	320	442.4	25.5
Indian	1954	1433	1,052	-46.2	-26.6
Israeli	851	1,085	1,290	51.6	18.9
<b>Total</b>	<b>6,752</b>	<b>6,888</b>	<b>6,215</b>	<b>-8.0</b>	<b>-9.8</b>

Source: OCGS, ZCT & Immigration Department, Zanzibar

## Annex II

**Table 10: International Visitors by Month, 2018 - 2022**

Month	2018	2019	2020	2021	2022
January	52,417	46,133	61,461	49,868	42,443
February	46,935	50,387	61,752	51,574	46,995
March	39,592	33,883	33,801	43,821	38,762
April	21,139	20,242	334	13,839	20,540
May	18,655	15,640	197	9,280	20,450
June	37,235	36,605	353	20,416	34,013
July	53,087	55,947	3,079	29,714	58,157
August	56,861	68,163	4,366	34,425	61,388
September	52,551	49,732	5,422	25,817	
October	49,796	53,023	12,157	31,826	
November	39,713	47,824	29,128	35,438	
December	52,828	60,685	48,594	48,167	
<b>Total</b>	<b>520,809</b>	<b>538,264</b>	<b>260,644</b>	<b>394,185</b>	<b>322,748</b>

Source: OCGS, ZCT & Immigration Department, Zanzibar



## **Glossary**

Information on the number of visitors, their nationality and age distribution are among the important economic indicators. Tourism industry has contributed significantly to the Zanzibar's economy and it is therefore necessary that such information is made available on a timely manner. This report provides detailed information on the age and sex distribution; mode of travel; nationality and regional distribution; and purpose of travel of visitors are also provided. The information was captured using the Arrival Declaration Cards on visitors who entered Zanzibar through both the airport and sea ports.

### **Definition and Concepts**

**Tourist:** refers to any person travelling to a place other than that of his/her usual environment for less than 12 months and whose main purpose of the trip is other than the exercise of an activity remunerated from within the place visited. (According to the United Nations World Tourism Organization -UNWTO)

**Visitor:** refer to any person travelling to place other than that of his/her usual environment for less than twelve months and whose main purpose of trip is other than the exercise of an activity remunerated from within the place visited.

This release categories visitor into four groups in term of mode of transport:

- (i) International flight – comprising of visitors entered the country direct from abroad;
- (ii) Domestic flight – comprising of visitors entered Zanzibar via Tanzania Mainland;
- (iii) Cruise ship – comprising of visitors (**excursionist**) entered Zanzibar by cruise ship; and
- (iv) Sea ferries – comprising of visitors entered Zanzibar by using local sea boats.

### **For more clarifications please contact:**

*Office of the Chief Government Statistician*

*P.O. BOX 2321*

*Email: zanstat@ocgs.go.tz*

*Zanzibar Commission for Tourism*

*P.O.BOX 1410*

*Email: marketing@zanzibartourism.go.tz*