

# STATISTICAL RELEASE ZANZIBAR ROAD ACCIDENTS AND OFFENCES

## STATISTICS FOR FEBRUARY-2021

**Na: 2**



Ofisi ya Takwimu Mkuu wa Serikali

Sanduku la barua: 2321, Zanzibar  
Simu +255242231869  
Barua pepe: [zanstat@ocgs.go.tz](mailto:zanstat@ocgs.go.tz)  
Tovuti: <http://www.ocgs.go.tz>



Makao Makuu ya Polisi Zanzibar

Sanduku la barua: 237, MMP Zanzibar  
Faxi No: 0242231367  
Barua pepe: [cidhqznz@gmail.com](mailto:cidhqznz@gmail.com)

### Introduction

This is a monthly release which provides summary of statistics from two crime statistics areas namely road accidents and traffic offences. These statistics are released by geographical disaggregation, category and differentiated by gender.

Road accidents statistics provide information on number of accidents occurred, type of victim and status of the victim after the accident. While, traffic offences statistics provide information about the road traffic offenses classified into ten broad categories.

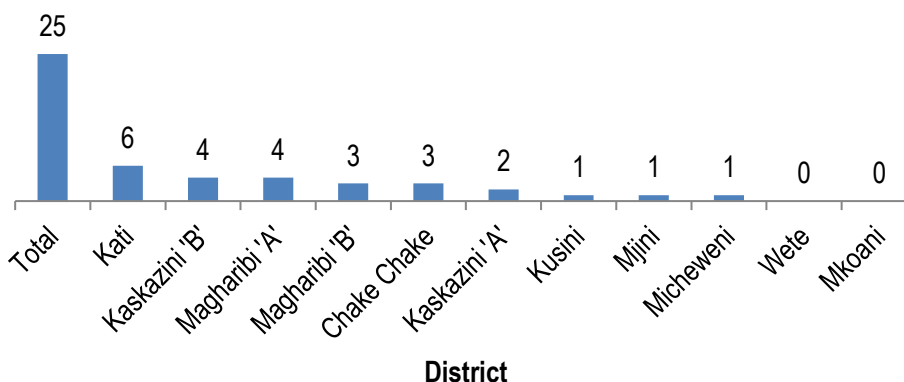
### Objective

The main objective of the release is to provide timely road accidents and traffic offences information in Zanzibar. This information is useful for planners, policy makers and decision makers.

### 1. Road Accidents

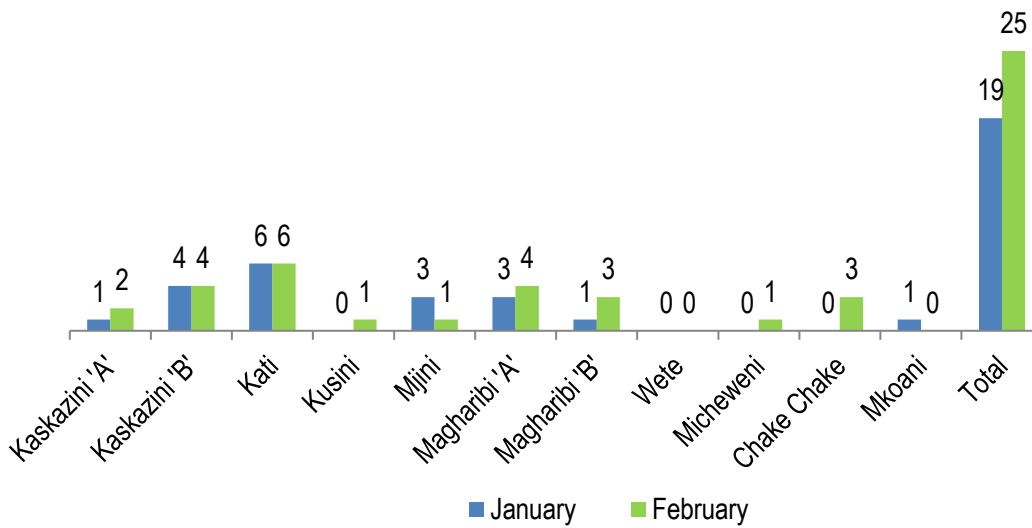
A total of 25 accidents were reported in February, 2021. Kati district was reported the highest number of accidents six (6), followed by Kaskazini 'B' and Magharibi 'A' district (four (4) accidents for each). In addition Wete and Mkoani districts had no accidents reported to police stations during the month.

**Figure 1.1: Number of Road Accidents by Districts, February 2021**



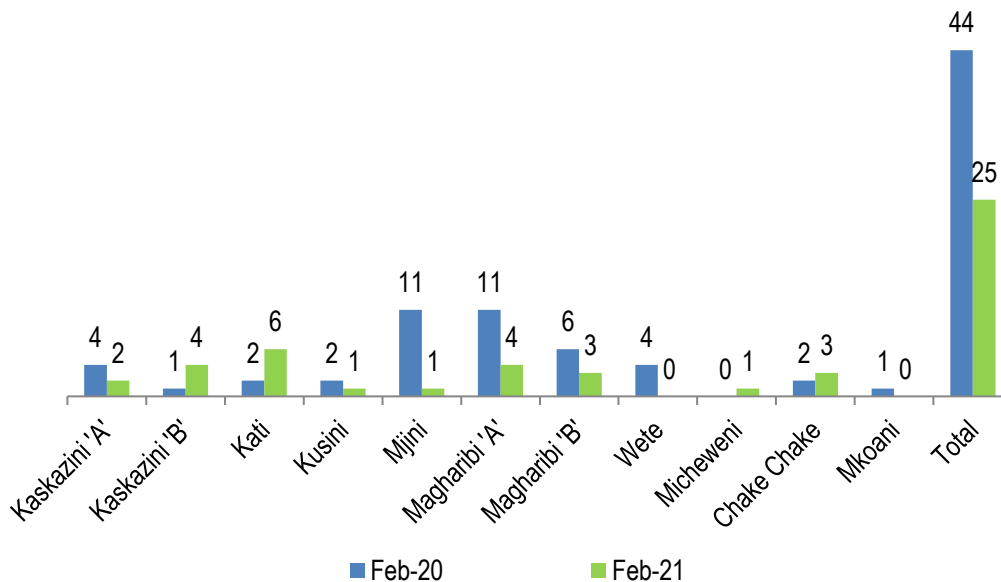
Comparing with preceding month, the number of accidents increased from 19 accidents reported in January to 25 reported in February 2021, which indicates an increased of 31.6 percent.

**Figure 1.2: Comparison of Road Accidents for January and February, 2021**



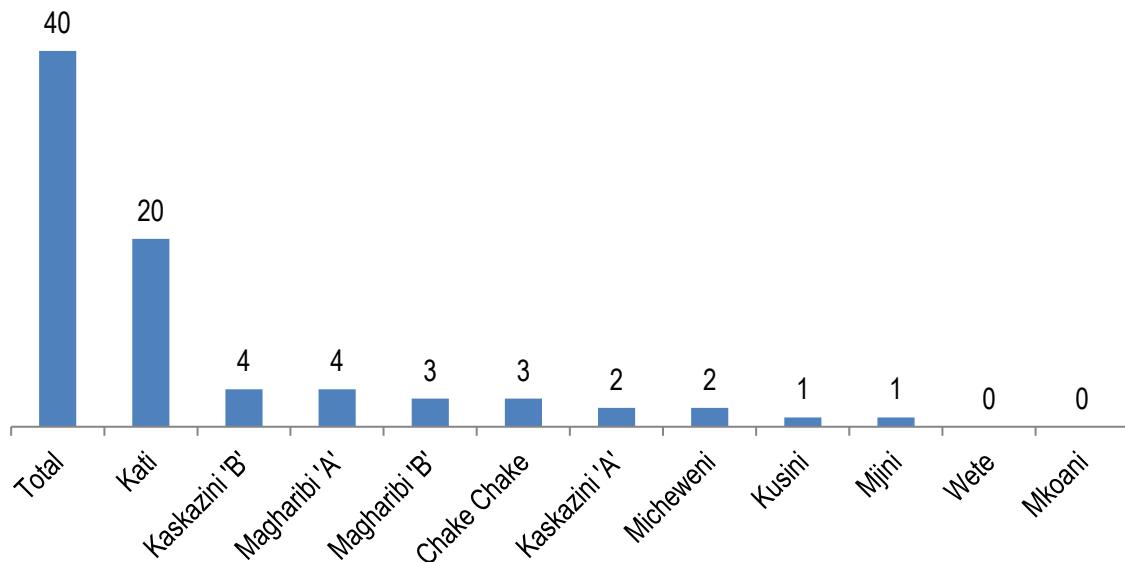
The total number of accidents reported in February 2021 decreased to 25 in February 2021 from 44 accidents reported in February 2020, which indicates a decreased of 43.2 percent.

**Figure 1.3: Comparison of Road Accidents for February 2020 and February 2021**



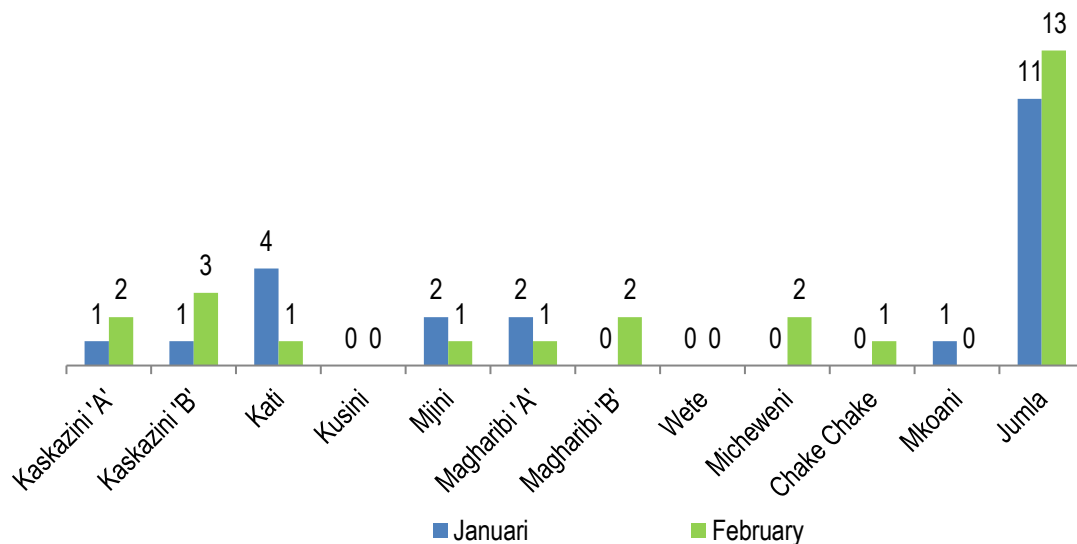
A total of 40 victims were reported in February 2021, of which 40 all victims were men (100 percent). Kati District is reported to have the highest number of victims which is 20 (50.0 percent) followed by Kaskazini 'B' and Magharibi 'A' districts (four (4) victims equivalent to 10.0 percent per district)

**Figure 1.4: Number of Road Accident Victims, February 2021**



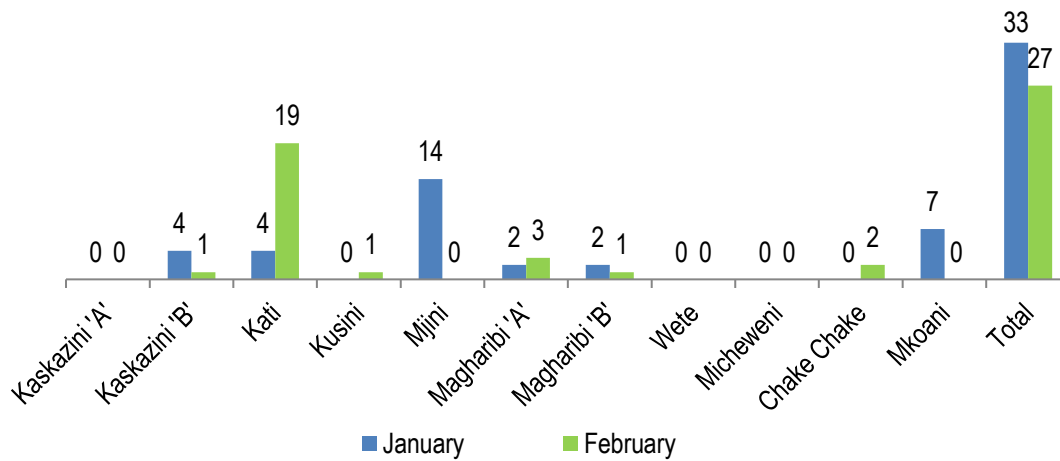
The Comparing of victims, who died in February, 2021 increased by 18.2 percent from 11 people in January, to 13 in February, 2021.

**Figure 1.5: Comparison of Victims of Died for January and February 2021**



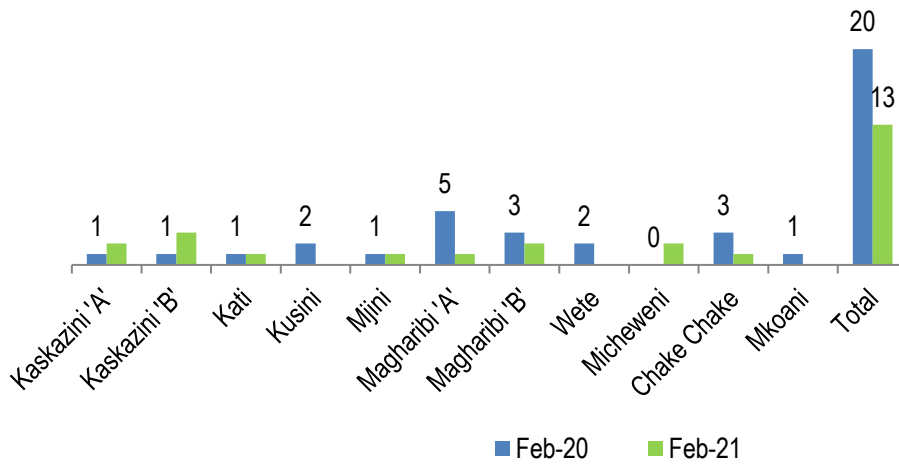
The Comparing of injured victims in February, 2021 decreased by 18.2 percent from 27 people in January, to 33 in February, 2021.

**Figure 1.6: Comparison of Injured Victims for January and February 2021**



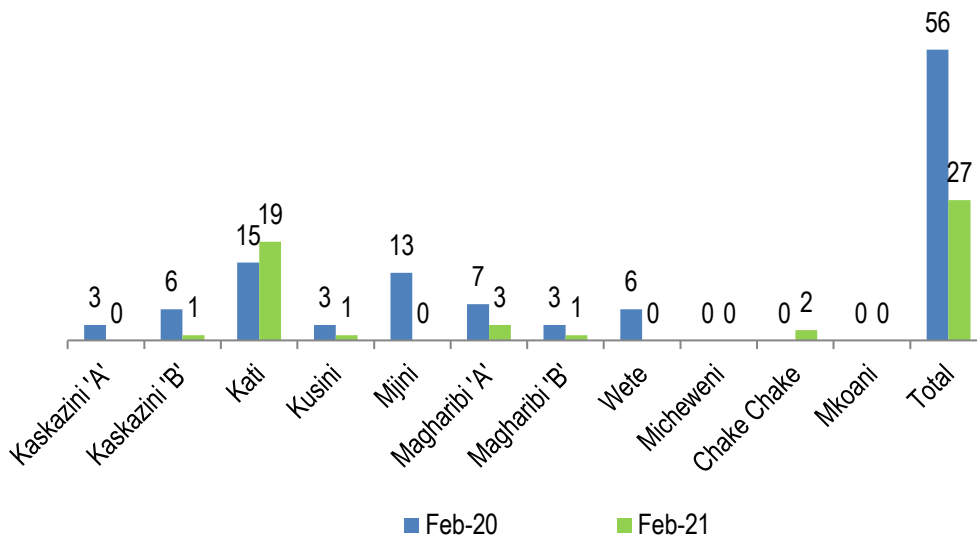
The Comparing of victims, who died in February, 2021 has been decreased by 35.0 percent from 20 people in February, 2020 to 13 in February, 2021

**Figure 1.7: Comparison of Victims of Died for February 2020 and February 2021**



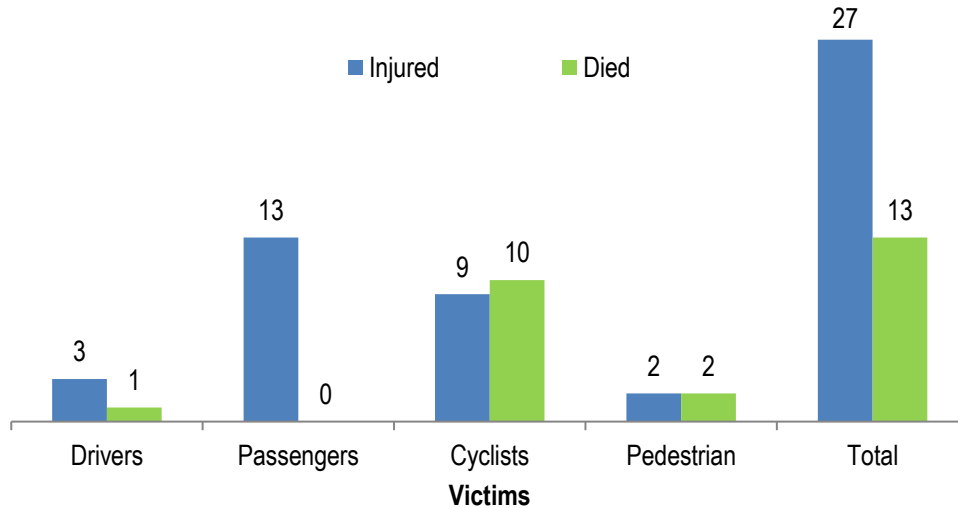
The Comparing of injured victims in February, 2021 has been decreased by 51.8 percent from 56 people in February, 2020 to 27 in February, 2021.

**Figure 1.8: Comparison of Injured Victims for February 2020 and February 2021**



Most of the victims appear to be cyclists. The total number of victims of road accidents (injured and dead), 19 cyclists, 13 passengers, pedestrians and drivers (two (2) for each victim).

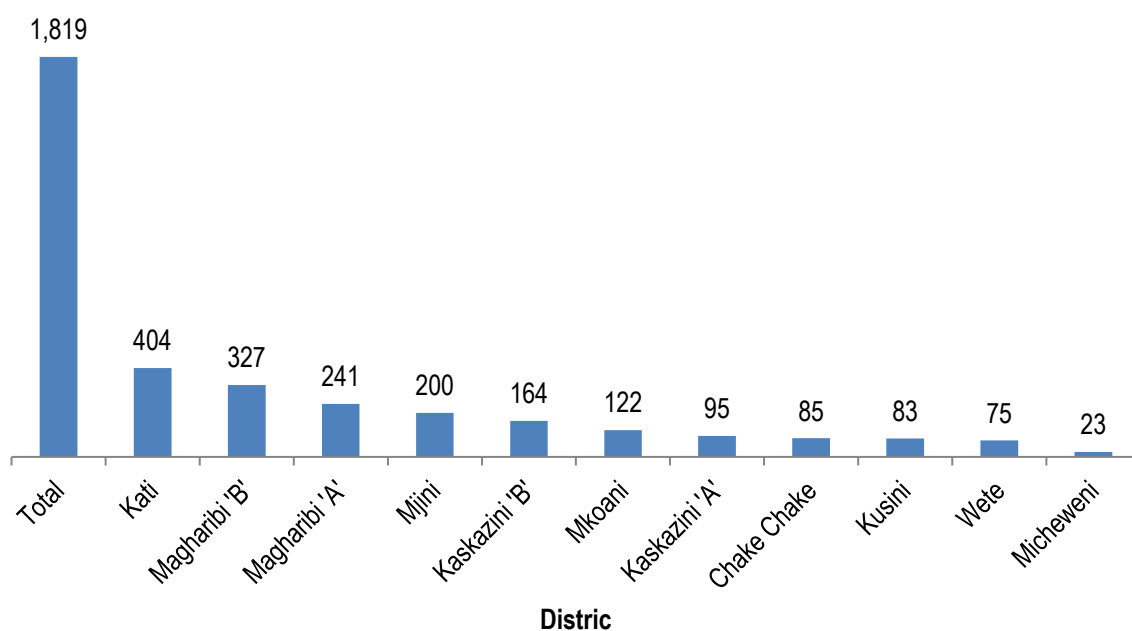
**Figure 1.9: Number of Accident and Victims, February 2021**



## 2. Traffic Offences

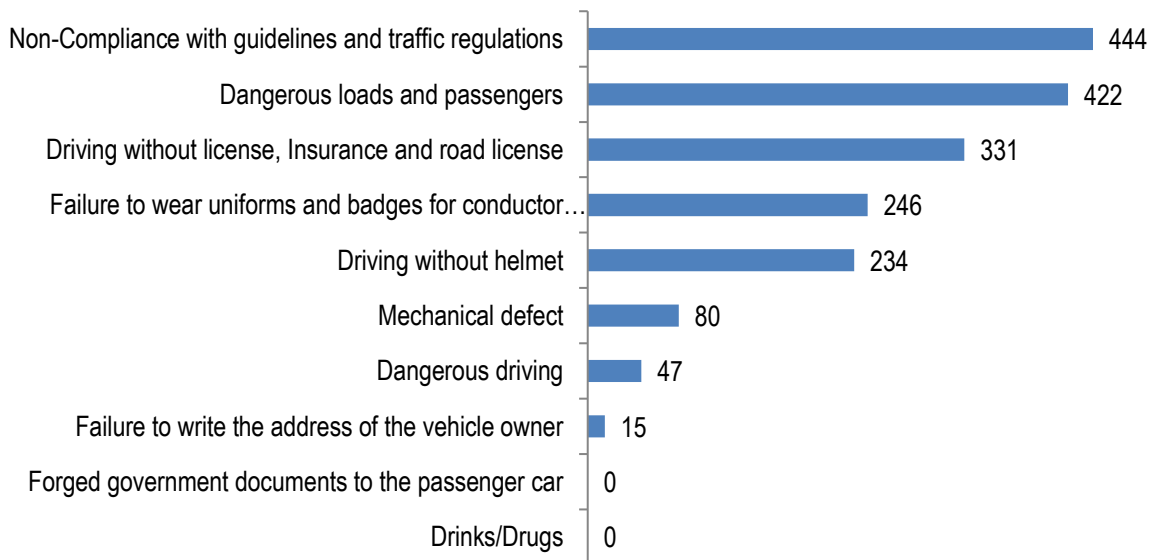
A total of 1,819 traffic offences were reported in February 2021, of which 1,803 offences were committed by males and 16 offences were committed by female. Kati district committed the highest number of offences (404 offences) which is equivalent 22.2 percent of all reported offences, while Micheweni reported the least number of 23 offences (1.3 percent). The districts of Mjini Magharibi shared 42.2 percent of all offences suggesting that the region continues to be the center of road

**Figure 2.0: Number of Road Offences by District, February 2021**



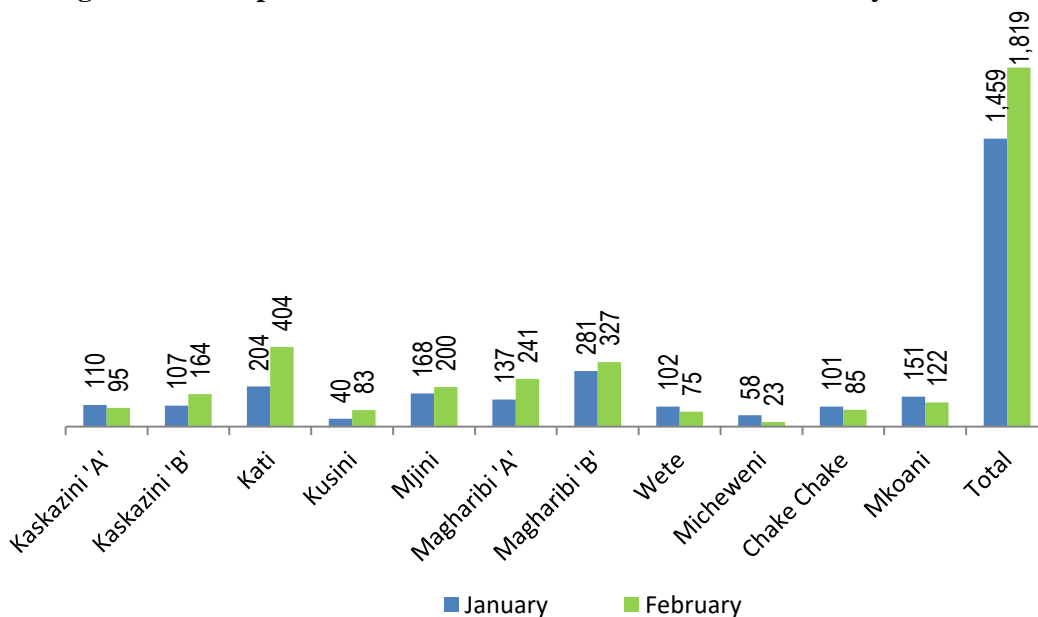
The main offence reported in February 2021 were Non-compliance with guidelines and traffic regulations' (444 offences) followed by Dangerous loads and passengers' (422 offences) and 'driving without license, insurance and road license' (331 offences). The listed three (3) offences accounted for 65.8 percent of all offences

**Figure 2.1: Number and Type of Road Offences, February 2021**



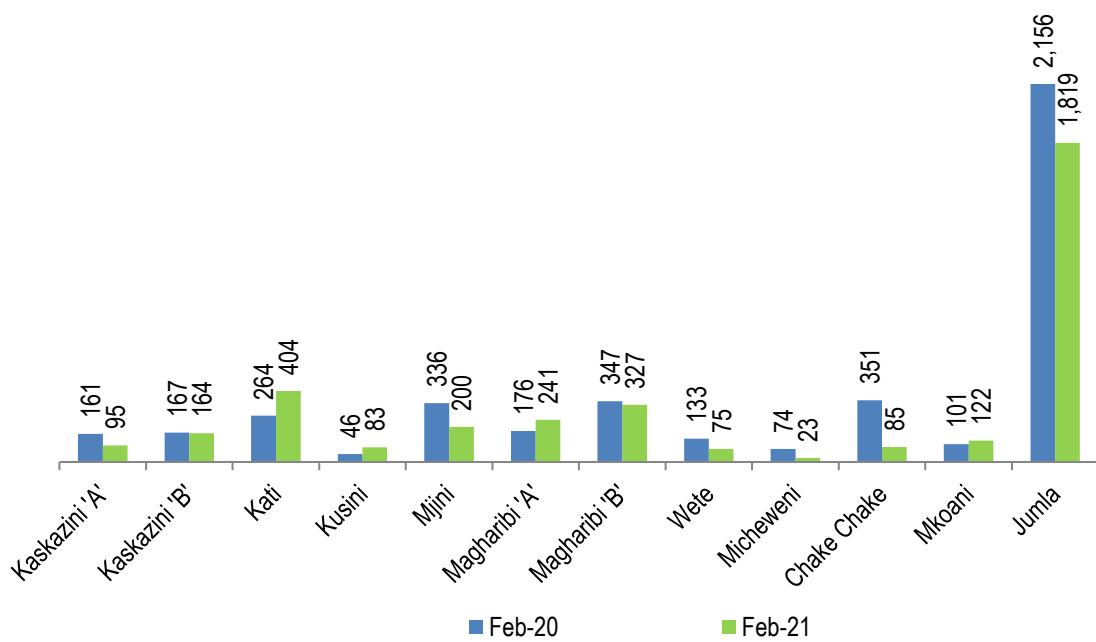
The comparing number of offences for the past month has increased by 24.7 percent from 1,459 offences in January to 1,819 in February 2021. Kati 'District leads the way in traffic offences (404) in February 2021 where the Magharibi 'B' district led for January 2021 (281 offences).

**Figure 2.2: Comparison of Number of Road Accidents for January and February 2021**



Comparison of the number of offenses in February 2021 decreased by 15.6 percent from 2,156 offences in February, 2020 to 1,819 in February 2021. Chake Chake District leads the most in traffic offences (351) in February 2021 where Kati district led by February 2021 (404 offences).

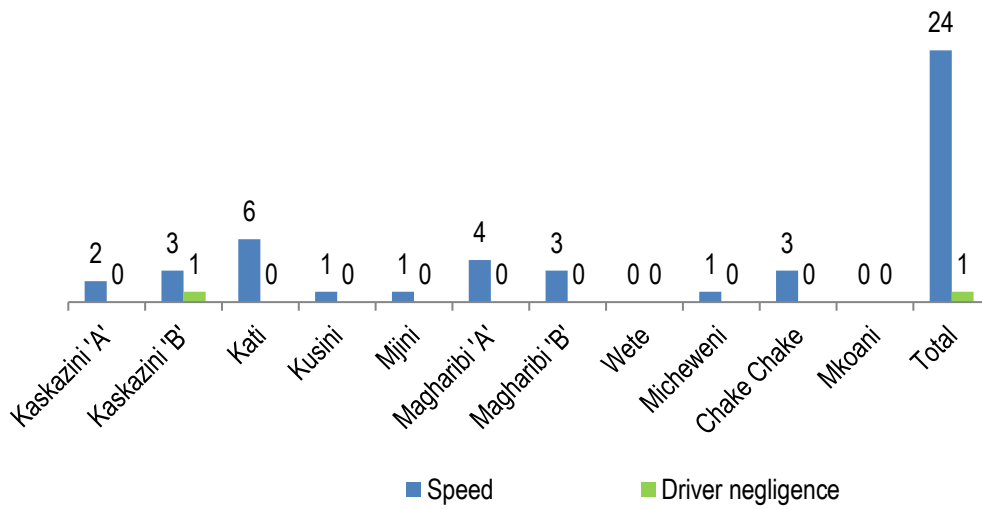
**Figure 2.3: Comparison of Number of Road Accidents for February 2020 and February 2021**





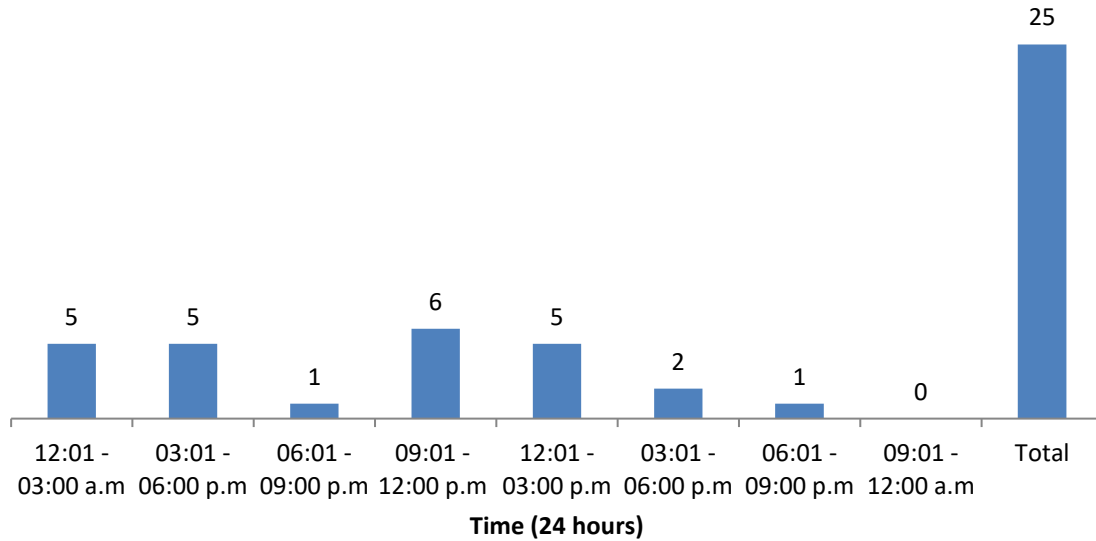
24 accidents reported in February 2021 were caused by speeding and one (1) accident caused by driver negligence. Kati District leads followed by Magharibi 'A' District.

**Figure 2.4: Source of Road Accidents for Districts February, 2021**



In February 2021, most accidents occurred from 9:01 to 12:00 pm (six (6) accidents) followed by 12:01 to 03:00 am, 03:01-06:00 pm and 12:01 to 3:00 pm (five (5) accidents for each).

**Figure 2.5: Number of Accidents and Time Occurred, February 2021**



## ANNEX:

**Table 1.1: Number of Reported Victims of Road Accidents by District and Sex; February 2021**

District	No of Accident		Died				Injured				Total			
	Number	Percent	Male	Female	Jumla	Number	Percent	Male	Female	Asilimia	Number	Percent	Male	Female
Kaskazini 'A'	2	8.0	2	0	2	15.4	0	0	0	0	2	0	2	5.0
Kaskazini 'B'	4	16.0	3	0	3	23.1	1	0	1	4	4	0	4	10.0
Kati	6	24.0	1	0	1	7.7	19	0	19	70	20	0	20	50.0
Kusini	1	4.0	0	0	0	0	1	0	1	4	1	0	1	2.5
Mjini	1	4.0	1	0	1	7.7	0	0	0	0	1	0	1	2.5
Magharibi 'A'	4	16.0	1	0	1	7.7	3	0	3	11	4	0	4	10.0
Magharibi 'B'	3	12.0	2	0	2	15.4	1	0	1	4	3	0	3	7.5
Wete	0	0	0	0	0	0	0	0	0	0	0	0	0	0
Micheweni	1	4.0	2	0	2	15.4	0	0	0	0	2	0	2	5.0
Chake chake	3	12.0	1	0	1	7.7	2	0	2	7	3	0	3	7.5
Mkoani	0	0	0	0	0	0	0	0	0	0	0	0	0	0
<b>Total</b>	<b>25</b>	<b>100</b>	<b>13</b>	<b>0</b>	<b>13</b>	<b>100</b>	<b>27</b>	<b>0</b>	<b>27</b>	<b>100</b>	<b>40</b>	<b>0</b>	<b>40</b>	<b>100.0</b>

Source: Police Headquarter Zanzibar

**Table 1.2: Number of Reported Road Accident by District and Type of Victims; February 2021**

District	No. of Accident	Drivers						Passengers						Cyclists						Pedestrian					
		Died			Injured			Died			Injured			Died			Injured			Died			Injured		
		M	F	T	M	F	T	M	F	T	M	F	T	M	F	T	M	F	T	M	F	T	M	F	T
Kaskazini 'A'	2	0	0	0	0	0	0	0	0	0	0	0	0	1	0	1	0	0	0	1	0	1	0	0	0
Kaskazini 'B'	4	0	0	0	0	0	0	0	0	0	0	0	0	2	0	2	1	0	1	1	0	1	0	0	0
Kati	6	0	0	0	2	0	2	0	0	0	12	0	12	1	0	1	4	0	4	0	0	0	1	0	1
Kusini	1	0	0	0	0	0	0	0	0	0	0	0	0	0	0	0	1	0	1	0	0	0	0	0	0
Mjini	1	0	0	0	0	0	0	0	0	0	0	0	0	1	0	1	0	0	0	0	0	0	0	0	0
Magharibi 'A'	4	0	0	0	0	0	0	0	0	0	0	0	0	1	0	1	2	0	2	0	0	0	1	0	1
Magharibi 'B'	3	0	0	0	0	0	0	0	0	0	0	0	0	2	0	2	1	0	1	0	0	0	0	0	0
Wete	0	0	0	0	0	0	0	0	0	0	0	0	0	0	0	0	0	0	0	0	0	0	0	0	0
Micheweni	1	0	0	0	0	0	0	0	0	0	0	0	0	2	0	2	0	0	0	0	0	0	0	0	0
Chake chake	3	1	0	1	1	0	1	0	0	0	1	0	1	0	0	0	0	0	0	0	0	0	0	0	0
Mkoani	0	0	0	0	0	0	0	0	0	0	0	0	0	0	0	0	0	0	0	0	0	0	0	0	0
<b>Total</b>	<b>25</b>	<b>1</b>	<b>0</b>	<b>1</b>	<b>3</b>	<b>0</b>	<b>3</b>	<b>0</b>	<b>0</b>	<b>0</b>	<b>13</b>	<b>0</b>	<b>13</b>	<b>10</b>	<b>0</b>	<b>10</b>	<b>9</b>	<b>0</b>	<b>9</b>	<b>2</b>	<b>0</b>	<b>2</b>	<b>2</b>	<b>0</b>	<b>2</b>

Source: Police Headquarter Zanzibar

**Table 1.3: Statistics of Road Accidents, between February 2019 and 2020**

District	No of accidents		Victims				Drivers				Passengers				Cyclist				Pedestrians			
			Injured		Died		Injured		Died		Injured		Died		Injured		Died		Injured			
	Feb-20	Feb-21	Feb-20	Feb-21	Feb-20	Feb-21	Feb-20	Feb-21	Feb-20	Feb-21	Feb-20	Feb-21	Feb-20	Feb-21	Feb-20	Feb-21	Feb-20	Feb-21	Feb-20	Feb-21		
Kaskazini 'A'	4	2	3	0	1	2	0	0	0	0	0	0	1	0	0	0	0	1	3	0	0	1
Kaskazini 'B'	1	4	6	1	1	3	0	0	0	0	6	0	1	0	0	1	0	2	0	0	0	1
Kati	2	6	15	19	1	1	1	2	0	0	14	12	0	0	0	4	1	1	0	1	0	0
Kusini	2	1	3	1	2	0	0	0	1	0	3	0	1	0	0	1	0	0	0	0	0	0
Mjini	11	1	13	0	1	1	0	0	0	0	2	0	0	0	6	0	1	1	5	0	0	0
Magharibi 'A'	11	4	7	3	5	1	0	0	0	0	0	0	0	0	5	2	3	1	2	1	2	0
Magharibi 'B'	6	3	3	1	3	2	0	0	0	0	0	0	0	0	3	1	1	2	0	0	2	0
Wete	4	0	6	0	2	0	0	0	0	0	3	0	0	0	3	0	2	0	0	0	0	0
Micheweni	0	1	0	0	0	2	0	0	0	0	0	0	0	0	0	0	0	2	0	0	0	0
Chake chake	2	3	0	2	3	1	0	1	0	1	0	1	3	0	0	0	0	0	0	0	0	0
Mkoani	1	0	0	0	1	0	0	0	0	0	0	0	0	0	0	0	1	0	0	0	0	0
<b>Total</b>	<b>44</b>	<b>25</b>	<b>56</b>	<b>27</b>	<b>20</b>	<b>13</b>	<b>1</b>	<b>3</b>	<b>1</b>	<b>1</b>	<b>28</b>	<b>13</b>	<b>6</b>	<b>0</b>	<b>17</b>	<b>9</b>	<b>9</b>	<b>10</b>	<b>10</b>	<b>2</b>	<b>4</b>	<b>2</b>

Source: Police Headquarter Zanzibar

**Table 1.4: Statistics of Road Accidents, between January and February 2021**

District	No of Accident		Victims				Drivers				Passengers				Cyclists				Pedestrian				
			Injured		Died		Injured		Died		Injured		Died		Injured		Died		Injured				
	Jan	Feb	Jan	Feb	Jan	Feb	Jan	Feb	Jan	Feb	Jan	Feb	Jan	Feb	Jan	Feb	Jan	Feb	Jan	Feb			
Kaskazini 'A'	1	2	0	0	1	2	0	0	0	0	0	0	0	0	0	0	1	1	0	0	0	1	
Kaskazini 'B'	4	4	4	1	1	3	1	0	0	0	0	0	0	0	0	1	1	1	2	2	0	0	1
Kati	6	6	4	19	4	1	0	2	1	0	0	12	1	0	4	4	2	1	0	1	0	0	
Kusini	0	1	0	1	0	0	0	0	0	0	0	0	0	0	0	1	0	0	0	0	0	0	
Mjini	3	1	14	0	2	1	0	0	0	0	0	0	1	0	0	0	1	1	14	0	0	0	
Magharibi 'A'	3	4	2	3	2	1	0	0	0	0	0	0	0	0	2	2	2	1	0	1	0	0	
Magharibi 'B'	1	3	2	1	0	2	0	0	0	0	0	0	0	0	1	1	0	2	1	0	0	0	
Wete	0	0	0	0	0	0	0	0	0	0	0	0	0	0	0	0	0	0	0	0	0	0	
Micheweni	0	1	0	0	0	2	0	0	0	0	0	0	0	0	0	0	0	2	0	0	0	0	
Chake Chake	0	3	0	2	0	1	0	1	0	1	0	1	0	0	0	0	0	0	0	0	0	0	
Mkoani	1	0	7	0	1	0	0	0	0	0	7	0	1	0	0	0	0	0	0	0	0	0	
<b>Total</b>	<b>19</b>	<b>25</b>	<b>33</b>	<b>27</b>	<b>11</b>	<b>13</b>	<b>1</b>	<b>3</b>	<b>1</b>	<b>1</b>	<b>7</b>	<b>13</b>	<b>3</b>	<b>0</b>	<b>8</b>	<b>9</b>	<b>7</b>	<b>10</b>	<b>17</b>	<b>2</b>	<b>0</b>	<b>2</b>	

Source: Police Headquarter Zanzibar

**Table 1.5: Reported Traffic Offences by District and Sex, February 2020**

District	Drinks/Drugs			Dangerous driving			Mechanical defect			Driving without helmet			Driving without license, Insurance and road license		
	Male	Female	Total	Male	Female	Total	Male	Female	Total	Male	Female	Total	Male	Female	Total
Kaskazini 'A'	0	0	0	4	0	4	0	0	0	0	0	0	23	0	23
Kaskazini 'B'	0	0	0	6	0	6	3	0	3	4	0	4	45	0	45
Kati	0	0	0	11	0	11	63	0	63	16	0	16	37	1	38
Kusini	0	0	0	0	0	0	0	0	0	0	0	0	26	0	26
Mjini	0	0	0	0	0	0	0	0	0	39	0	39	41	0	41
Magharibi 'A'	0	0	0	0	0	0	0	0	0	38	8	46	22	0	22
Magharibi 'B'	0	0	0	3	0	3	14	0	14	95	0	95	57	0	57
Wete	0	0	0	5	0	5	0	0	0	17	0	17	27	0	27
Micheweni	0	0	0	3	0	3	0	0	0	0	0	0	13	0	13
Chake chake	0	0	0	15	0	15	0	0	0	14	0	14	15	0	15
Mkoani	0	0	0	0	0	0	0	0	0	3	0	3	24	0	24
<b>Total</b>	<b>0</b>	<b>0</b>	<b>0</b>	<b>47</b>	<b>0</b>	<b>47</b>	<b>80</b>	<b>0</b>	<b>80</b>	<b>226</b>	<b>8</b>	<b>234</b>	<b>330</b>	<b>1</b>	<b>331</b>

Source: Police Headquarter Zanzibar

Cont... Table 1.5: Reported Traffic Offences by District and Sex, February 2021

District	Dangerous loads and passengers			Failure to write the address of the vehicle owner			Forged government documents to the passenger car			Failure to wear uniforms and badges for conductor and driver at passenger car			Non-Compliance with guidelines and traffic regulations			Total		
	Male	Female	Total	Male	Female	Total	Wanaume	Male	Female	Total	Male	Female	Total	Wanawake	Male	Female	Total	Male
Kaskazini 'A'	35	0	35	0	0	0	0	0	0	1	0	1	32	0	32	95	0	95
Kaskazini 'B'	30	0	30	0	0	0	0	0	0	23	0	23	53	0	53	164	0	164
Kati	93	0	93	7	0	7	0	0	0	72	0	72	104	0	104	403	1	404
Kusini	30	0	30	0	0	0	0	0	0	10	0	10	17	0	17	83	0	83
Mjini	32	0	32	0	0	0	0	0	0	35	0	35	53	0	53	200	0	200
Magharibi 'A'	46	0	46	0	0	0	0	0	0	33	0	33	87	7	94	226	15	241
Magharibi 'B'	84	0	84	8	0	8	0	0	0	42	0	42	24	0	24	327	0	327
Wete	16	0	16	0	0	0	0	0	0	2	0	2	8	0	8	75	0	75
Micheweni	3	0	3	0	0	0	0	0	0	0	0	0	4	0	4	23	0	23
Chake chake	11	0	11	0	0	0	0	0	0	9	0	9	21	0	21	85	0	85
Mkoani	42	0	42	0	0	0	0	0	0	19	0	19	34	0	34	122	0	122
<b>Total</b>	<b>422</b>	<b>0</b>	<b>422</b>	<b>15</b>	<b>0</b>	<b>15</b>	<b>0</b>	<b>0</b>	<b>0</b>	<b>246</b>	<b>0</b>	<b>246</b>	<b>437</b>	<b>7</b>	<b>444</b>	<b>1,803</b>	<b>16</b>	<b>1,819</b>

Source: Police Headquarter Zanzibar

**Table 1.6: Statistics of Traffic Offences, between February 2020 and 2021**

District	Drinks/Drugs		Dangerous driving		Mechanical defect		Driving without helmet		Driving without license, Insurance and road license		Dangerous loads and passengers		Failure to write the address of the vehicle owner		Forged government documents to the passenger car		Failure to wear uniforms and badges for conductor and driver at passenger car		Non-Compliance with guidelines and traffic regulations		Total	
	Feb-20	Feb-21	Feb-20	Feb-21	Feb-20	Feb-21	Feb-20	Feb-21	Feb-20	Feb-21	Feb-20	Feb-21	Feb-20	Feb-21	Feb-20	Feb-21	Feb-20	Feb-21	Feb-20	Feb-21	Feb-20	Feb-21
Kaskazini 'A'	0	0	7	4	8	0	4	0	32	23	33	35	1	0	0	0	9	1	67	32	161	95
Kaskazini 'B'	0	0	10	6	8	3	15	4	12	45	68	30	0	0	0	0	0	23	54	53	167	164
Kati	0	0	32	11	43	63	14	16	23	38	87	93	19	7	0	0	33	72	13	104	264	404
Kusini	0	0	0	0	0	0	6	0	7	26	20	30	0	0	0	0	13	10	0	17	46	83
Mjini	0	0	0	0	3	0	17	39	67	41	59	32	2	0	0	0	65	35	123	53	336	200
Magharibi 'A'	0	0	0	0	0	0	29	46	22	22	48	46	0	0	0	0	27	33	50	94	176	241
Magharibi 'B'	0	0	6	3	0	14	49	95	55	57	62	84	59	8	54	0	0	42	62	24	347	327
Wete	0	0	14	5	2	0	14	17	30	27	42	16	3	0	0	0	5	2	23	8	133	75
Micheweni	0	0	0	3	0	0	4	0	9	13	29	3	0	0	0	0	3	0	29	4	74	23
Chake chake	0	0	12	15	0	0	37	14	106	15	0	11	0	0	63	0	63	9	70	21	351	85
Mkoani	0	0	2	0	0	0	3	3	17	24	50	42	0	0	0	0	7	19	22	34	101	122
<b>Total</b>	<b>0</b>	<b>0</b>	<b>83</b>	<b>47</b>	<b>64</b>	<b>80</b>	<b>192</b>	<b>234</b>	<b>380</b>	<b>331</b>	<b>498</b>	<b>422</b>	<b>84</b>	<b>15</b>	<b>117</b>	<b>0</b>	<b>225</b>	<b>246</b>	<b>513</b>	<b>444</b>	<b>2,156</b>	<b>1,819</b>

Source: Police Headquarter Zanzibar



**Table 1.7: Statistics of Traffic Offences between January and February, 2021**

District	Drinks/Drugs		Dangerous driving		Mechanical defect		Driving without helmet		Driving without license, Insurance and road license		Dangerous loads and passengers		Failure to write the address of the vehicle owner		Forged government documents to the passenger car		Failure to wear uniforms and badges for conductor and driver at passenger car		Non-Compliance with guidelines and traffic regulations		Total	
	Jan	Feb	Jan	Feb	Jan	Feb	Jan	Feb	Jan	Feb	Jan	Feb	Jan	Feb	Jan	Feb	Jan	Feb	Jan	Feb	Jan	Feb
Kaskazini 'A'	0	0	5	4	0	0	1	0	20	23	34	35	0	0	0	0	1	1	49	32	110	95
Kaskazini 'B'	0	0	3	6	0	3	13	4	7	45	30	30	0	0	0	0	0	23	54	53	107	164
Kati	0	0	18	11	30	63	32	16	13	38	27	93	21	7	0	0	48	72	15	104	204	404
Kusini	0	0	0	0	0	0	3	0	10	26	18	30	0	0	0	0	8	10	1	17	40	83
Mjini	0	0	0	0	0	0	15	39	27	41	53	32	0	0	0	0	23	35	50	53	168	200
Magharibi 'A'	0	0	0	0	4	0	26	46	35	22	28	46	0	0	0	0	17	33	27	94	137	241
Magharibi 'B'	0	0	1	3	7	14	14	95	31	57	79	84	11	8	0	0	53	42	85	24	281	327
Wete	0	0	9	5	2	0	51	17	11	27	11	16	0	0	0	0	2	2	16	8	102	75
Micheweni	0	0	4	3	0	0	6	0	26	13	14	3	0	0	0	0	1	0	7	4	58	23
Chake chake	0	0	0	15	0	0	8	14	26	15	27	11	0	0	0	0	21	9	19	21	101	85
Mkoani	0	0	0	0	0	0	4	3	20	24	60	42	0	0	0	0	23	19	44	34	151	122
<b>Total</b>	<b>0</b>	<b>0</b>	<b>40</b>	<b>47</b>	<b>43</b>	<b>80</b>	<b>173</b>	<b>234</b>	<b>226</b>	<b>331</b>	<b>381</b>	<b>422</b>	<b>32</b>	<b>15</b>	<b>0</b>	<b>0</b>	<b>197</b>	<b>246</b>	<b>367</b>	<b>444</b>	<b>1,459</b>	<b>1,819</b>

Source: Police Headquarter Zanzibar

**Table 1.8: Charges paid to the District Court and Number of cases by District, February 2021**

District	Number of cases	Fees paid(TZS)
Kaskazini 'A'	27	895,000
Kaskazini 'B'	43	1,230,000
Kati	61	1,688,000
Kusini	42	2,146,000
Mjini	91	5,280,000
Magharibi 'A'	80	1,300,000
Magharibi 'B'	94	3,500,000
Wete	10	1,110,000
Micheweni	3	340,000
Chake chake	30	2,380,000
Mkoani	41	1,090,000
<b>Total</b>	<b>522</b>	<b>20,959,000</b>

## **Explanatory Note**

A road accident refers to any accident involving at least one road vehicle, occurring on a road open to public circulation, and in which at least one person is injured or killed. According to Penal Act no. 6/2004 Act to repeal the Penal Decree, chapter 13 of the law of Zanzibar limitation as time to death is defined as Killed persons are accident victims who die immediately or within one year and one day (366) following the accident. Injured persons are accident victims having suffered trauma requiring medical treatment with or without hospitalization.

Roads are primary mean of transportation. These provide human access to different places. Many people's use road for different means of transport. Some of them use vehicle, bicycle and others walk.

An offence is a crime that breaks a particular law and requires a particular punishment. Road accidents are caused by various human offenses. Many mistakes that make his appearance seem to be minor but his impact becomes great. As a result, people getting disabilities or dying

**For more clarifications, please contact:**

*Police Headquarters Zanzibar  
P.O.BOX, 237, PHQ, Zanzibar  
Email:cidphqznz@gmail.com*

*Office of the Chief Government Statistician  
P.O. BOX, 2321, Zanzibar  
Email: zanstat@ocgs.go.tz*