

STATISTICAL RELEASE ZANZIBAR ROAD ACCIDENTS AND OFFENCES

STATISTICS FOR MARCH-2021

Na: 3



Ofisi ya Takwimu Mkuu wa Serikali

Sanduku la barua: 2321, Zanzibar
Simu +255242231869
Barua pepe: zanstat@ocgs.go.tz
Tovuti: <http://www.ocgs.go.tz>



Makao Makuu ya Polisi Zanzibar

Sanduku la barua: 237, MMP Zanzibar
Faxi No: 0242231367
Barua pepe: cidhqznz@gmail.com

Introduction

This is a monthly release which provides summary of statistics from two crime statistics areas namely road accidents and traffic offences. These statistics are released by geographical disaggregation, category and differentiated by gender.

Road accidents statistics provide information on number of accidents occurred, type of victim and status of the victim after the accident. While, traffic offences statistics provide information about the road traffic offenses classified into ten broad categories.

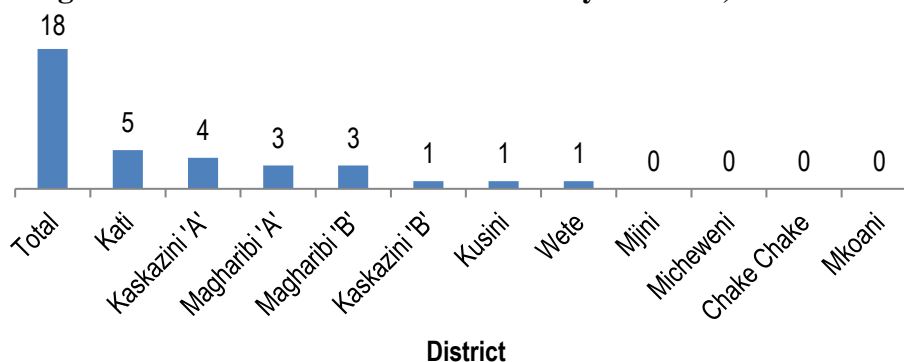
Objective

The main objective of the release is to provide timely road accidents and traffic offences information in Zanzibar. This information is useful for planners, policy makers and decision makers.

1. Road Accidents

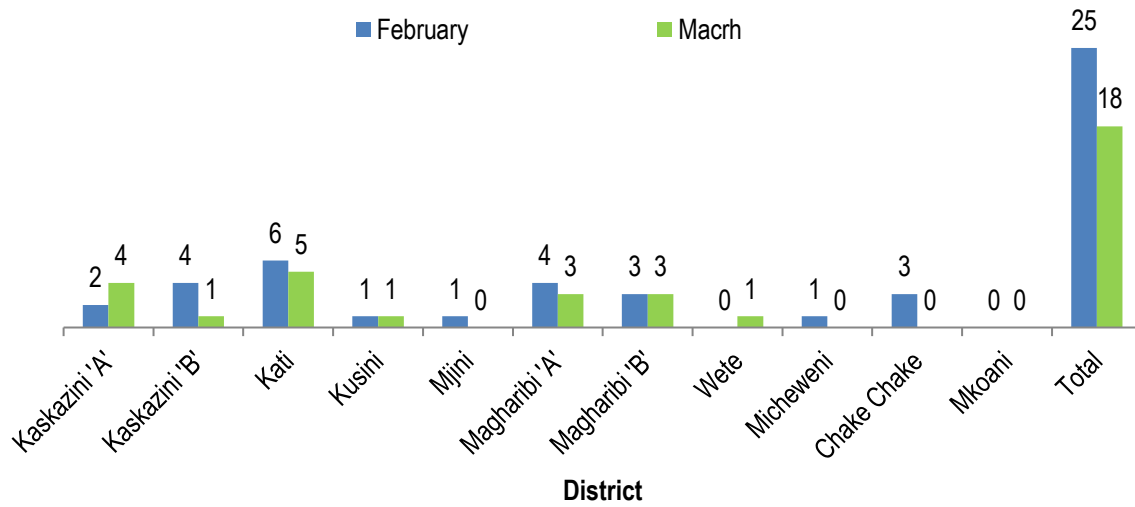
A total of 18 accidents were reported in March, 2021. Kati district was reported the highest number of accidents five (5), followed by Kaskazini 'A' district (four (4) accidents). In addition Mjini, Micheweni, Chake Chake and Mkoani districts had no accidents reported to police stations during the month.

Figure 1.1: Number of Road Accidents by Districts, March 2021



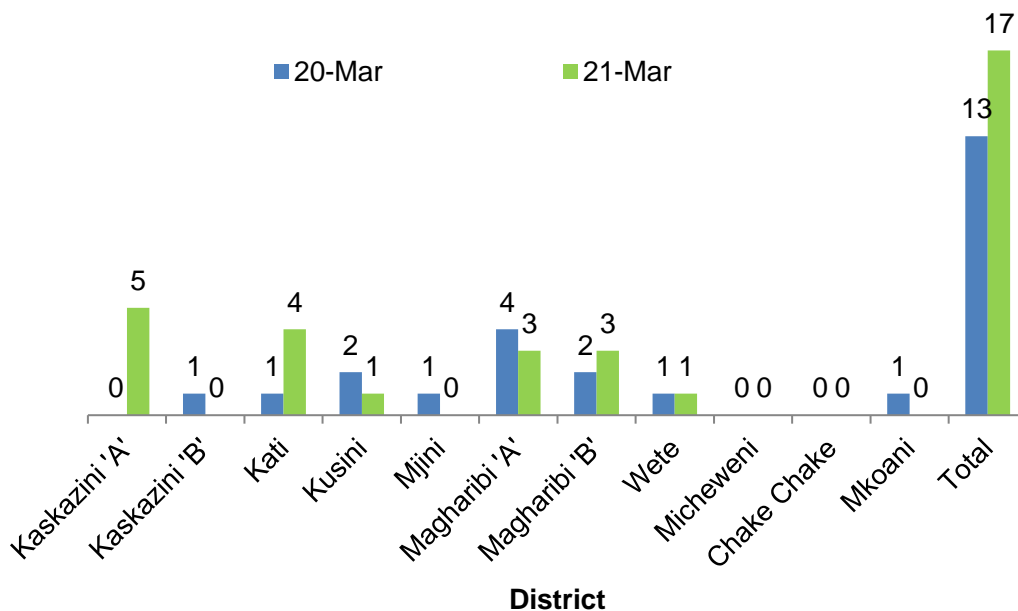
Comparing with preceding month, the number of accidents decreased from 25 accidents reported in February to 18 reported in March 2021, which indicates an decreased of 28.0 percent.

Figure 1.2: Comparison of Road Accidents for February and March, 2021



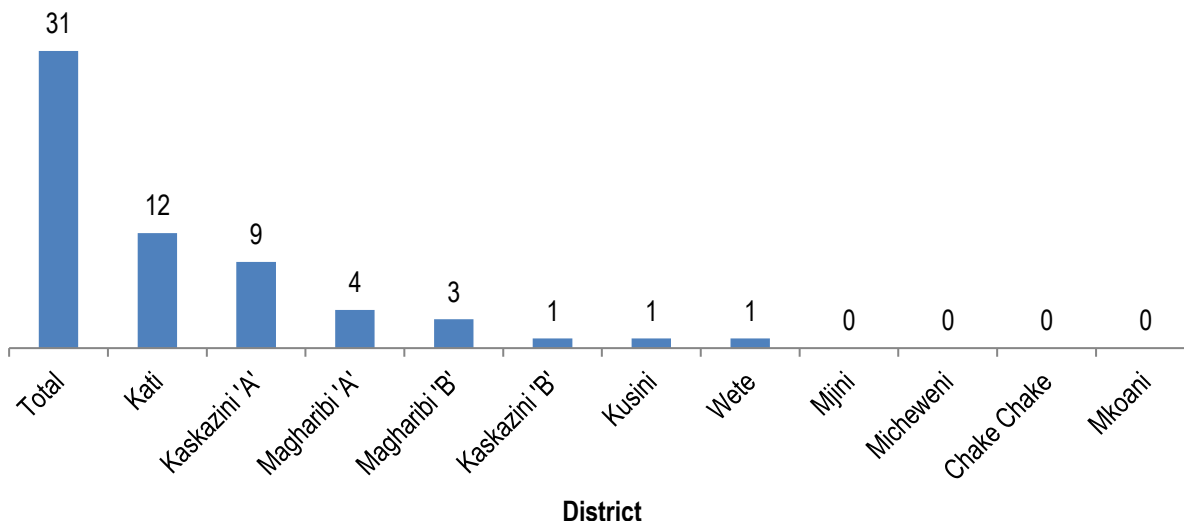
The total number of accidents reported in March 2021 increased to 17 in March 2021 from 13 accidents reported in March 2020, which indicates an increase of 30.8 percent.

Figure 1.3: Comparison of Road Accidents for March 2020 and March 2021



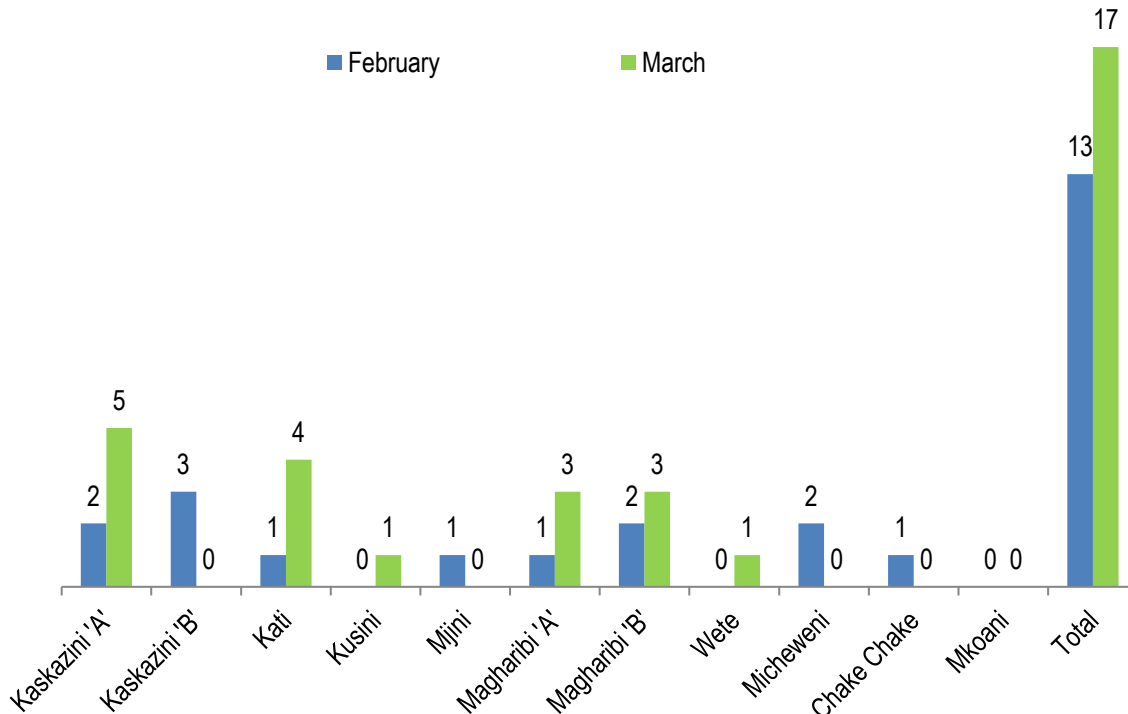
A total of 31 victims were reported in March 2021, of which 30 victims were men and one (1) victim are women. Kati District is reported to have the highest number of victims which is 12 (38.7 percent) followed by Kaskazini 'A' district (nine (9) victims equivalent to 29.0 percent per district)

Figure 1.4: Number of Road Accident Victims, March 2021



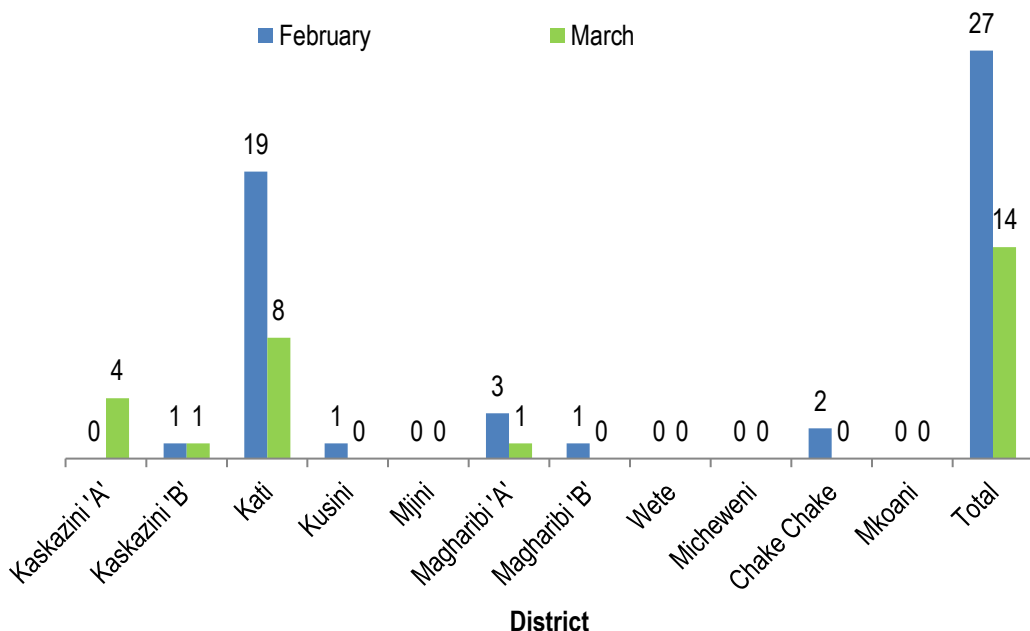
The Comparing of victims, who died in March, 2021 increased by 30.8 percent from 13 people in February, to 17 in March, 2021.

Figure 1.5: Comparison of Victims of Died for February and March 2021



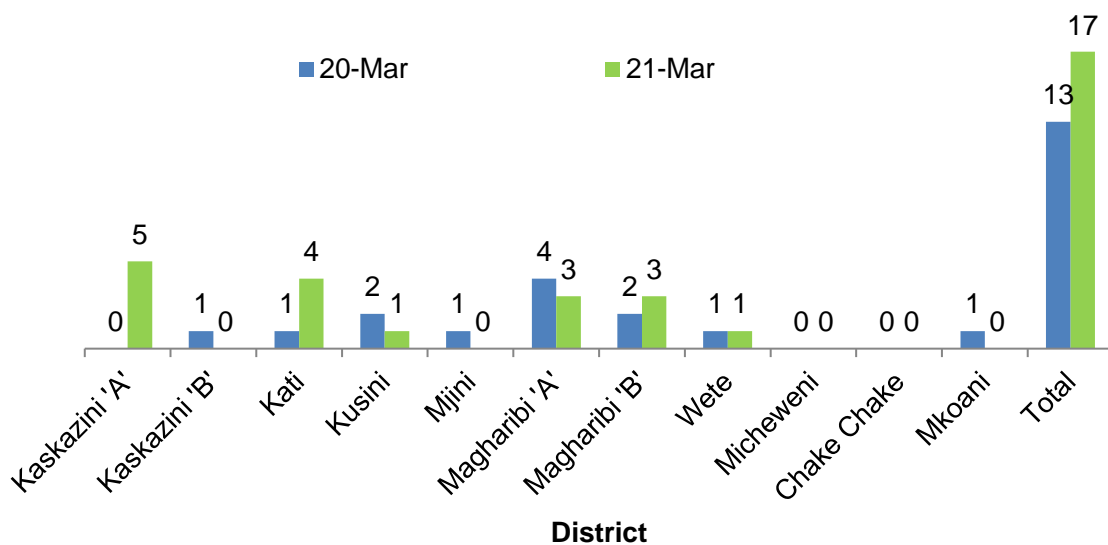
The Comparing of injured victims in March, 2021 decreased by 48.1 percent from 27 people in February, to 14 in March, 2021.

Figure 1.6: Comparison of Injured Victims for February and March 2021



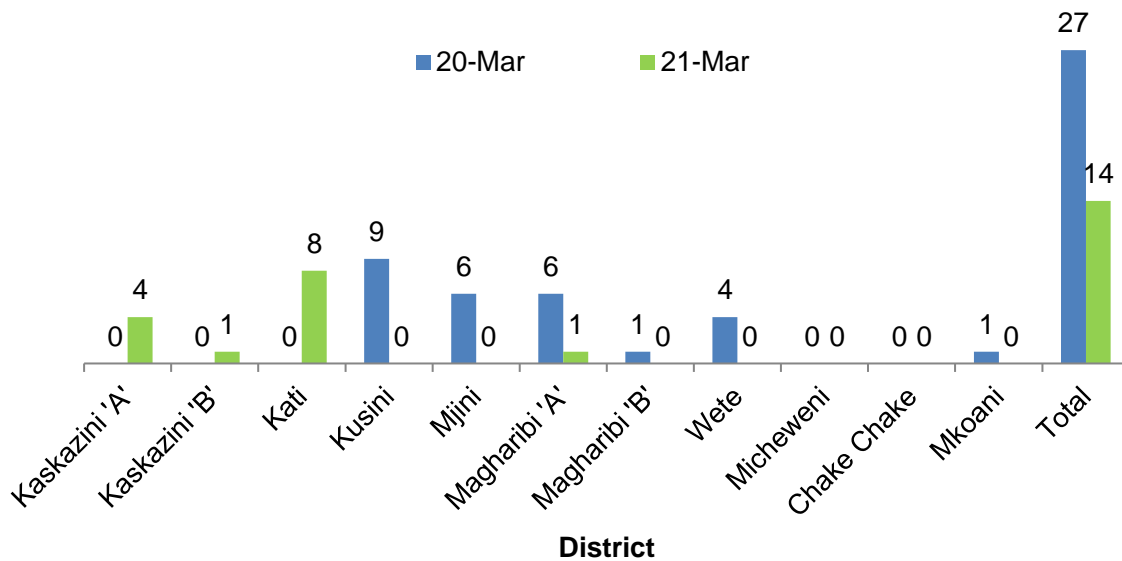
The Comparing of victims, who died in March, 2021 has been increased by 30.8 percent from 13 people in March, 2020 to 17 in March, 2021

Figure 1.7: Comparison of Victims of Died for March 2020 and March 2021



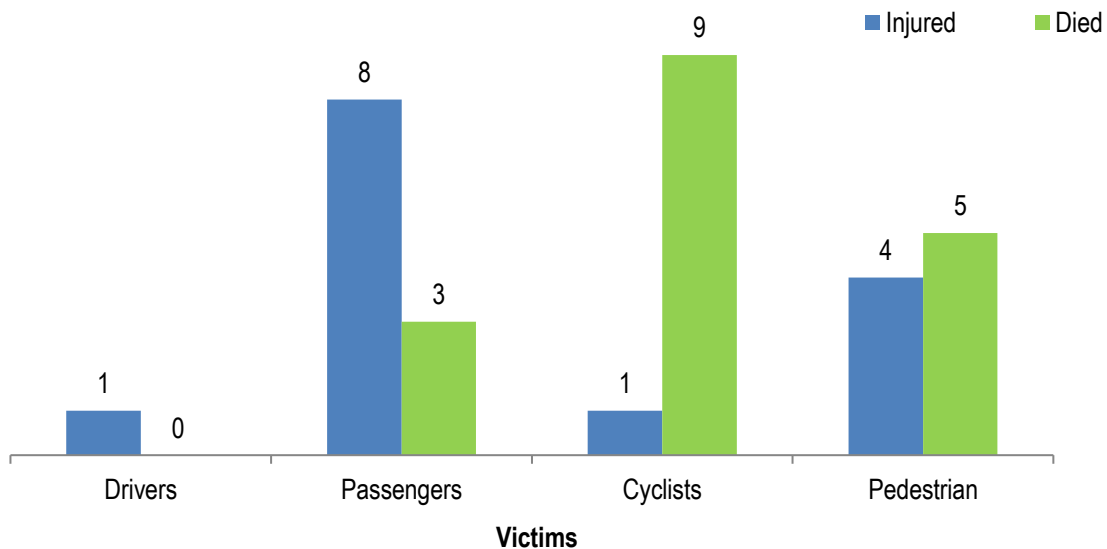
The Comparing of injured victims in March, 2021 has been decreased by 48.1 percent from 27 people in March, 2020 to 14 in March, 2021.

Figure 1.8: Comparison of Injured Victims for March 2020 and March 2021



Most of the victims appear to be Passengers. The total number of victims of road accidents (injured and dead), 11 passengers, 10 cyclists, nine (9) pedestrians and one (1) driver

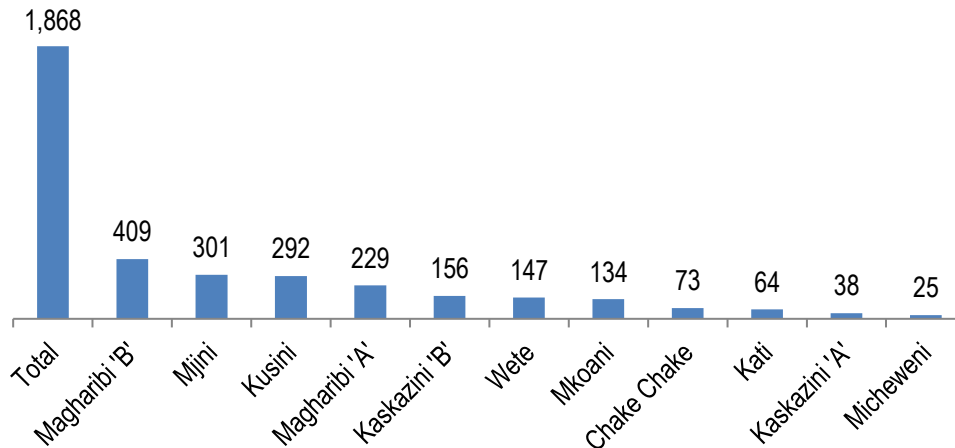
Figure 1.9: Number of Accident and Victims, March 2021



2. Traffic Offences

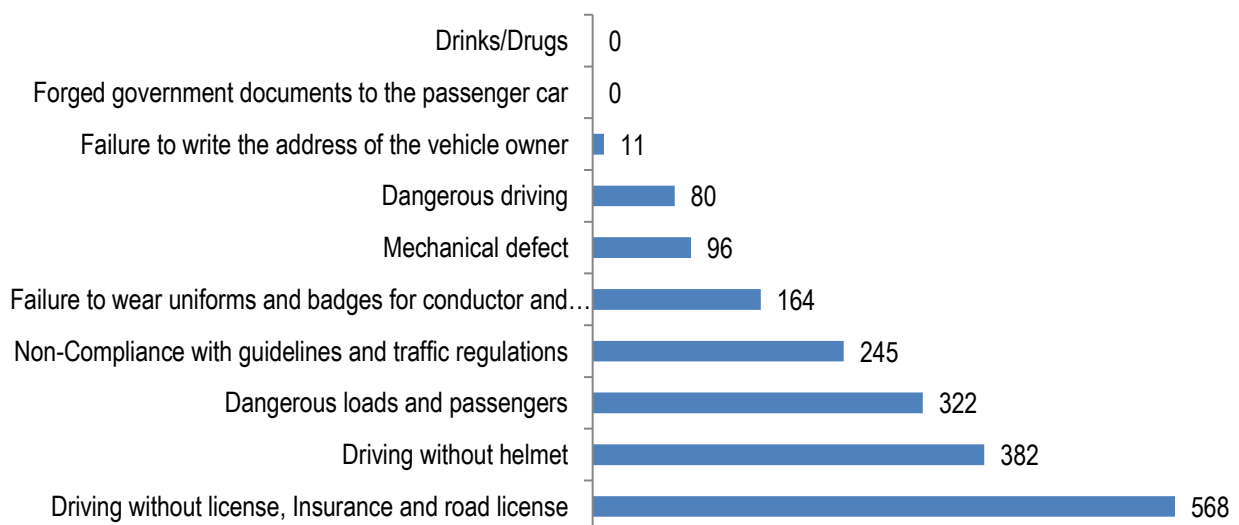
A total of 1,868 traffic offences were reported in March 2021, of which 1,855 offences were committed by males and 13 offences were committed by female. Magharibi district committed the highest number of offences (409 offences) which is equivalent 21.9 percent of all reported offences, while Micheweni reported the least number of 25 offences (1.3 percent). The districts of Mjini Magharibi shared 50.3 percent of all offences suggesting that the region continues to be the center of road

Figure 2.0: Number of Road Offences by District, March 2021



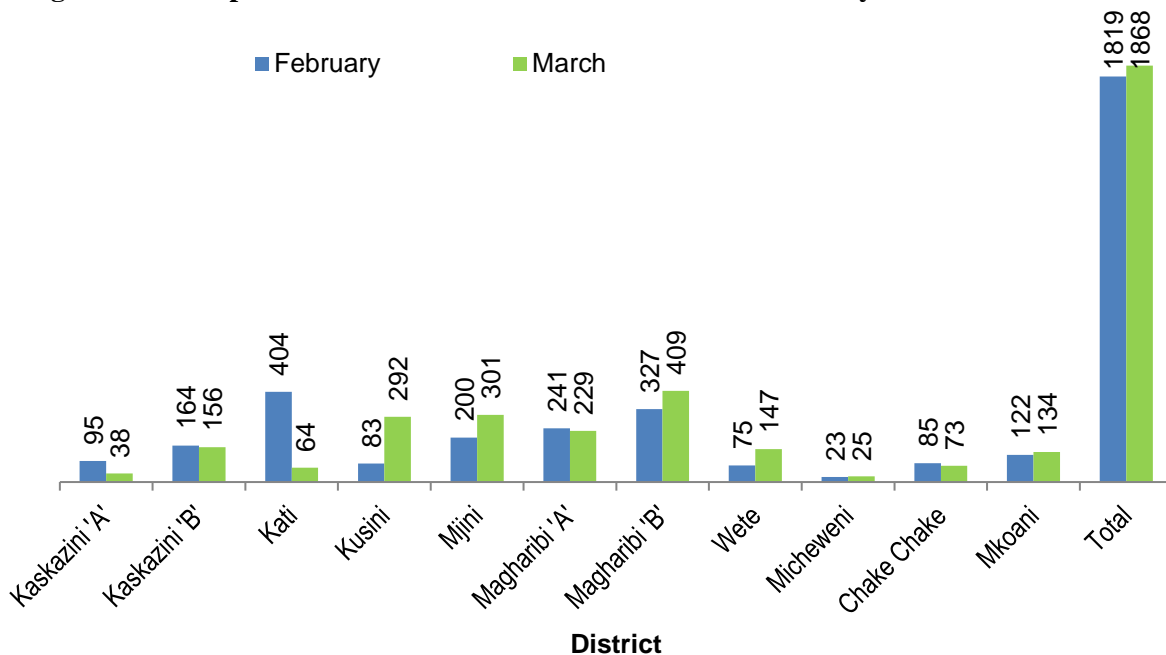
The main offence reported in March 2021 were 'Driving without license, insurance and road license' (568 offences), driving without helmet (382 offences) and Dangerous loads and passengers' (322 offences). The listed three (3) offences accounted for 68.1 percent of all offences

Figure 2.1: Number and Type of Road Offences, March 2021



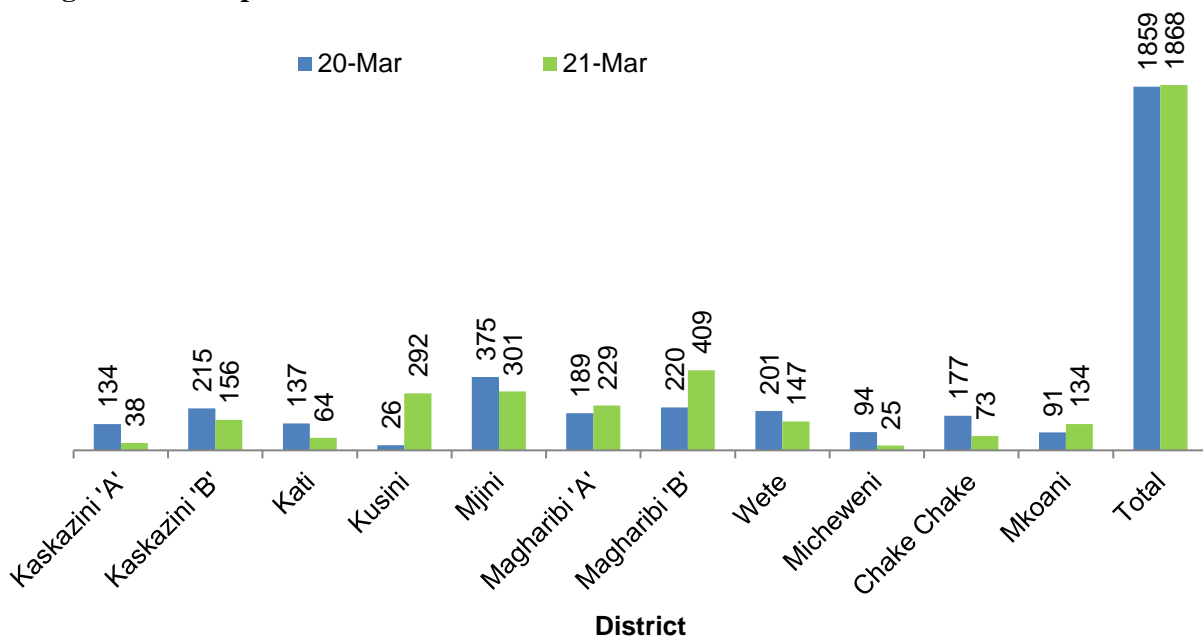
The comparing number of offences for the past month has increased by 2.7 percent from 1,819 offences in February to 1,868 in March 2021. Magharibi 'B' District leads the way in traffic offences (409) in March 2021 where the Kati district led for February 2021 (404 offences).

Figure 2.2: Comparison of Number of Road Accidents for February and March 2021



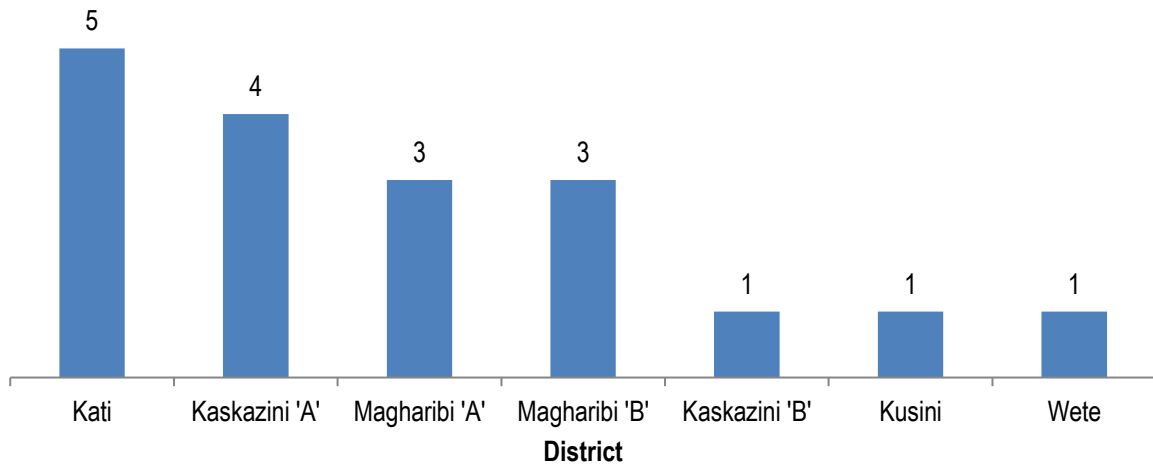
Comparison of the number of offenses in March 2021 increased by 0.5 percent from 1,859 offences in March, 2020 to 1,868 in March 2021. Mjini District leads the most in traffic offences (375) in March 2020 where Magharibi 'B' district led by March 2021 (409 offences).

Figure 2.3: Comparison of Number of Road Accidents for March 2020 and March 2021



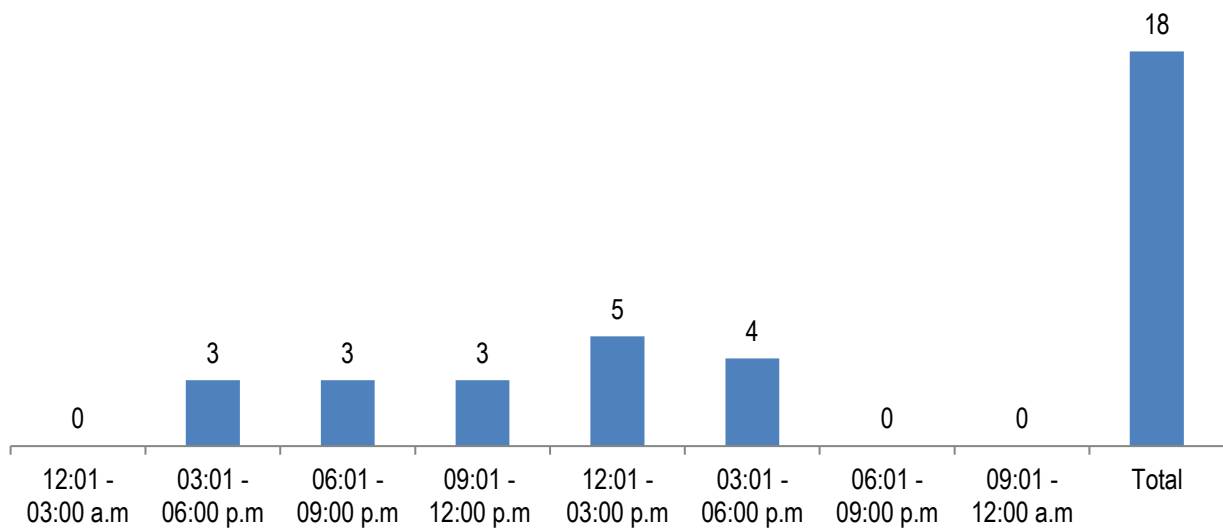
18 accidents reported in March 2021, all accidents were caused by speeding. Kati District leads followed by Kaskazini 'A' District.

Figure 2.4: Source of Road Accidents for Districts March, 2021



In March 2021, most accidents occurred from 12::01 to 03:00 pm (five (5) accidents) followed by 03:01 to 06:00 pm, (four (4) accidents).

Figure 2.5: Number of Accidents and Time Occurred, March 2021



ANNEX:

Table 1.1: Number of Reported Victims of Road Accidents by District and Sex; March 2021

| District | No of Accident | | Died | | | Injured | | | | Total | | | | |
|---------------|----------------|------------|-----------|----------|-----------|------------|-----------|----------|-----------|------------|-----------|----------|-----------|------------|
| | Number | Percent | Male | Female | Jumla | Number | Percent | Male | Female | Asilimia | Number | Percent | Male | Female |
| Kaskazini 'A' | 4 | 22.2 | 5 | 0 | 5 | 29.4 | 4 | 0 | 4 | 28.6 | 9 | 0 | 9 | 29.0 |
| Kaskazini 'B' | 1 | 5.6 | 0 | 0 | 0 | 0 | 1 | 0 | 1 | 7.1 | 1 | 0 | 1 | 3.2 |
| Kati | 5 | 27.8 | 4 | 0 | 4 | 23.5 | 8 | 0 | 8 | 57.1 | 12 | 0 | 12 | 38.7 |
| Kusini | 1 | 5.6 | 1 | 0 | 1 | 5.9 | 0 | 0 | 0 | 0.0 | 1 | 0 | 1 | 3.2 |
| Mjini | 0 | 0 | 0 | 0 | 0 | 0 | 0 | 0 | 0 | 0.0 | 0 | 0 | 0 | 0 |
| Magharibi 'A' | 3 | 16.7 | 3 | 0 | 3 | 17.6 | 1 | 0 | 1 | 7.1 | 4 | 0 | 4 | 12.9 |
| Magharibi 'B' | 3 | 16.7 | 2 | 1 | 3 | 17.6 | 0 | 0 | 0 | 0 | 2 | 1 | 3 | 9.7 |
| Wete | 1 | 5.6 | 1 | 0 | 1 | 5.9 | 0 | 0 | 0 | 0 | 1 | 0 | 1 | 3.2 |
| Micheweni | 0 | 0 | 0 | 0 | 0 | 0 | 0 | 0 | 0 | 0 | 0 | 0 | 0 | 0 |
| Chake chake | 0 | 0 | 0 | 0 | 0 | 0 | 0 | 0 | 0 | 0 | 0 | 0 | 0 | 0 |
| Mkoani | 0 | 0 | 0 | 0 | 0 | 0 | 0 | 0 | 0 | 0 | 0 | 0 | 0 | 0 |
| Total | 18 | 100 | 16 | 1 | 17 | 100 | 14 | 0 | 14 | 100 | 30 | 1 | 31 | 100 |

Source: Police Headquarter Zanzibar

Table 1.2: Number of Reported Road Accident by District and Type of Victims; March 2021

| District | No. of Accident | Drivers | | | | | | Passengers | | | | | | Cyclists | | | | | | Pedestrian | | | | | |
|---------------|-----------------|----------|----------|----------|----------|----------|----------|------------|----------|----------|----------|----------|----------|----------|----------|----------|----------|----------|----------|------------|----------|----------|----------|----------|----------|
| | | Died | | | Injured | | | Died | | | Injured | | | Died | | | Injured | | | Died | | | Injured | | |
| | | M | F | T | M | F | T | M | F | T | M | F | T | M | F | T | M | F | T | M | F | T | M | F | T |
| Kaskazini 'A' | 4 | 0 | 0 | 0 | 1 | 0 | 1 | 2 | 0 | 2 | 2 | 0 | 2 | 2 | 0 | 2 | 1 | 0 | 1 | 1 | 0 | 1 | 0 | 0 | 0 |
| Kaskazini 'B' | 1 | 0 | 0 | 0 | 0 | 0 | 0 | 0 | 0 | 0 | 0 | 0 | 0 | 0 | 0 | 0 | 0 | 0 | 0 | 0 | 0 | 0 | 1 | 0 | 1 |
| Kati | 5 | 0 | 0 | 0 | 0 | 0 | 0 | 1 | 0 | 1 | 5 | 0 | 5 | 3 | 0 | 3 | 0 | 0 | 0 | 0 | 0 | 0 | 3 | 0 | 3 |
| Kusini | 1 | 0 | 0 | 0 | 0 | 0 | 0 | 0 | 0 | 0 | 0 | 0 | 0 | 0 | 0 | 0 | 0 | 0 | 0 | 1 | 0 | 1 | 0 | 0 | 0 |
| Mjini | 0 | 0 | 0 | 0 | 0 | 0 | 0 | 0 | 0 | 0 | 0 | 0 | 0 | 0 | 0 | 0 | 0 | 0 | 0 | 0 | 0 | 0 | 0 | 0 | 0 |
| Magharibi 'A' | 3 | 0 | 0 | 0 | 0 | 0 | 0 | 0 | 0 | 0 | 1 | 0 | 1 | 3 | 0 | 3 | 0 | 0 | 0 | 0 | 0 | 0 | 0 | 0 | 0 |
| Magharibi 'B' | 3 | 0 | 0 | 0 | 0 | 0 | 0 | 0 | 0 | 0 | 0 | 0 | 0 | 0 | 0 | 0 | 0 | 0 | 0 | 2 | 1 | 3 | 0 | 0 | 0 |
| Wete | 1 | 0 | 0 | 0 | 0 | 0 | 0 | 0 | 0 | 0 | 0 | 0 | 0 | 1 | 0 | 1 | 0 | 0 | 0 | 0 | 0 | 0 | 0 | 0 | 0 |
| Micheweni | 0 | 0 | 0 | 0 | 0 | 0 | 0 | 0 | 0 | 0 | 0 | 0 | 0 | 0 | 0 | 0 | 0 | 0 | 0 | 0 | 0 | 0 | 0 | 0 | 0 |
| Chake chake | 0 | 0 | 0 | 0 | 0 | 0 | 0 | 0 | 0 | 0 | 0 | 0 | 0 | 0 | 0 | 0 | 0 | 0 | 0 | 0 | 0 | 0 | 0 | 0 | 0 |
| Mkoani | 0 | 0 | 0 | 0 | 0 | 0 | 0 | 0 | 0 | 0 | 0 | 0 | 0 | 0 | 0 | 0 | 0 | 0 | 0 | 0 | 0 | 0 | 0 | 0 | 0 |
| Total | 18 | 0 | 0 | 0 | 1 | 0 | 1 | 3 | 0 | 3 | 8 | 0 | 8 | 9 | 0 | 9 | 1 | 0 | 1 | 4 | 1 | 5 | 4 | 0 | 4 |

Source: Police Headquarter Zanzibar

Table 1.3: Statistics of Road Accidents, between March 2019 and 2020

| District | No of accidents | | Victims | | | | Drivers | | | | Passengers | | | | Cyclist | | | | Pedestrians | | | |
|---------------|-----------------|-----------|-----------|-----------|-----------|-----------|----------|----------|----------|----------|------------|----------|----------|----------|----------|----------|----------|----------|-------------|----------|----------|----------|
| | | | Injured | | Died | | Injured | | Died | | Injured | | Died | | Injured | | Died | | Injured | | | |
| | Mar-20 | Mar-21 | Mar-20 | Mar-21 | Mar-20 | Mar-21 | Mar-20 | Mar-21 | Mar-20 | Mar-21 | Mar-20 | Mar-21 | Mar-20 | Mar-21 | Mar-20 | Mar-21 | Mar-20 | Mar-21 | Mar-20 | Mar-21 | | |
| Kaskazini 'A' | 0 | 4 | 0 | 4 | 0 | 5 | 0 | 1 | 0 | 0 | 0 | 2 | 0 | 2 | 0 | 1 | 0 | 2 | 0 | 0 | 0 | 1 |
| Kaskazini 'B' | 1 | 1 | 0 | 1 | 1 | 0 | 0 | 0 | 0 | 0 | 0 | 0 | 1 | 0 | 0 | 0 | 0 | 0 | 0 | 1 | 0 | 0 |
| Kati | 1 | 5 | 0 | 8 | 1 | 4 | 0 | 0 | 0 | 0 | 0 | 5 | 0 | 1 | 0 | 0 | 1 | 3 | 0 | 3 | 0 | 0 |
| Kusini | 3 | 1 | 9 | 0 | 2 | 1 | 3 | 0 | 0 | 0 | 6 | 0 | 1 | 0 | 0 | 0 | 1 | 0 | 0 | 0 | 0 | 1 |
| Mjini | 5 | 0 | 6 | 0 | 1 | 0 | 1 | 0 | 0 | 0 | 1 | 0 | 0 | 0 | 3 | 0 | 0 | 0 | 1 | 0 | 1 | 0 |
| Magharibi 'A' | 6 | 3 | 6 | 1 | 4 | 3 | 0 | 0 | 0 | 0 | 1 | 1 | 0 | 0 | 3 | 0 | 2 | 3 | 2 | 0 | 2 | 0 |
| Magharibi 'B' | 3 | 3 | 1 | 0 | 2 | 3 | 0 | 0 | 2 | 0 | 0 | 0 | 0 | 0 | 1 | 0 | 0 | 0 | 0 | 0 | 0 | 3 |
| Wete | 1 | 1 | 4 | 0 | 1 | 1 | 0 | 0 | 0 | 0 | 4 | 0 | 1 | 0 | 0 | 0 | 0 | 1 | 0 | 0 | 0 | 0 |
| Micheweni | 0 | 0 | 0 | 0 | 0 | 0 | 0 | 0 | 0 | 0 | 0 | 0 | 0 | 0 | 0 | 0 | 0 | 0 | 0 | 0 | 0 | 0 |
| Chake chake | 0 | 0 | 0 | 0 | 0 | 0 | 0 | 0 | 0 | 0 | 0 | 0 | 0 | 0 | 0 | 0 | 0 | 0 | 0 | 0 | 0 | 0 |
| Mkoani | 1 | 0 | 1 | 0 | 1 | 0 | 0 | 0 | 0 | 0 | 1 | 0 | 1 | 0 | 0 | 0 | 0 | 0 | 0 | 0 | 0 | 0 |
| Total | 21 | 18 | 27 | 14 | 13 | 17 | 4 | 1 | 2 | 0 | 13 | 8 | 4 | 3 | 7 | 1 | 4 | 9 | 3 | 4 | 3 | 5 |

Source: Police Headquarter Zanzibar

Table 1.4: Statistics of Road Accidents, between February and March 2021

| District | No of Accident | | Victims | | | | Drivers | | | | Passengers | | | | Cyclists | | | | Pedestrian | | | |
|---------------|----------------|-----------|-----------|-----------|-----------|-----------|----------|----------|----------|----------|------------|----------|----------|----------|----------|----------|-----------|----------|------------|----------|----------|----------|
| | | | Injured | | Died | | Injured | | Died | | Injured | | Died | | Injured | | Died | | Injured | | | |
| | Feb | Mar | Feb | Mar | Feb | Mar | Feb | Mar | Feb | Mar | Feb | Mar | Feb | Mar | Feb | Mar | Feb | Mar | Feb | Mar | Feb | Mar |
| Kaskazini 'A' | 2 | 4 | 0 | 4 | 2 | 5 | 0 | 1 | 0 | 0 | 0 | 2 | 0 | 2 | 0 | 1 | 1 | 2 | 0 | 0 | 1 | 1 |
| Kaskazini 'B' | 4 | 1 | 1 | 1 | 3 | 0 | 0 | 0 | 0 | 0 | 0 | 0 | 0 | 0 | 1 | 0 | 2 | 0 | 0 | 1 | 1 | 0 |
| Kati | 6 | 5 | 19 | 8 | 1 | 4 | 2 | 0 | 2 | 0 | 12 | 5 | 0 | 1 | 4 | 0 | 1 | 3 | 1 | 3 | 0 | 0 |
| Kusini | 1 | 1 | 1 | 0 | 0 | 1 | 0 | 0 | 0 | 0 | 0 | 0 | 0 | 0 | 1 | 0 | 0 | 0 | 0 | 0 | 0 | 1 |
| Mjini | 1 | 0 | 0 | 0 | 1 | 0 | 0 | 0 | 0 | 0 | 0 | 0 | 0 | 0 | 0 | 0 | 1 | 0 | 0 | 0 | 0 | 0 |
| Magharibi 'A' | 4 | 3 | 3 | 1 | 1 | 3 | 0 | 0 | 0 | 0 | 0 | 1 | 0 | 0 | 2 | 0 | 1 | 3 | 1 | 0 | 0 | 0 |
| Magharibi 'B' | 3 | 3 | 1 | 0 | 2 | 3 | 0 | 0 | 0 | 0 | 0 | 0 | 0 | 0 | 1 | 0 | 2 | 0 | 0 | 0 | 0 | 3 |
| Wete | 0 | 1 | 0 | 0 | 0 | 1 | 0 | 0 | 0 | 0 | 0 | 0 | 0 | 0 | 0 | 0 | 0 | 1 | 0 | 0 | 0 | 0 |
| Micheweni | 1 | 0 | 0 | 0 | 2 | 0 | 0 | 0 | 0 | 0 | 0 | 0 | 0 | 0 | 0 | 0 | 2 | 0 | 0 | 0 | 0 | 0 |
| Chake Chake | 3 | 0 | 2 | 0 | 1 | 0 | 1 | 0 | 1 | 0 | 1 | 0 | 0 | 0 | 0 | 0 | 0 | 0 | 0 | 0 | 0 | 0 |
| Mkoani | 0 | 0 | 0 | 0 | 0 | 0 | 0 | 0 | 0 | 0 | 0 | 0 | 0 | 0 | 0 | 0 | 0 | 0 | 0 | 0 | 0 | 0 |
| Total | 25 | 18 | 27 | 14 | 13 | 17 | 3 | 1 | 3 | 0 | 13 | 8 | 0 | 3 | 9 | 1 | 10 | 9 | 2 | 4 | 2 | 5 |

Source: Police Headquarter Zanzibar

Table 1.5: Reported Traffic Offences by District and Sex, March 2020

| District | Drinks/Drugs | | | Dangerous driving | | | Mechanical defect | | | Driving without helmet | | | Driving without license, Insurance and road license | | |
|---------------|--------------|----------|----------|-------------------|----------|-----------|-------------------|----------|-----------|------------------------|-----------|------------|---|----------|------------|
| | Male | Female | Total | Male | Female | Total | Male | Female | Total | Male | Female | Total | Male | Female | Total |
| Kaskazini 'A' | 0 | 0 | 0 | 1 | 0 | 1 | 1 | 0 | 1 | 0 | 0 | 0 | 5 | 0 | 5 |
| Kaskazini 'B' | 0 | 0 | 0 | 4 | 0 | 4 | 1 | 0 | 1 | 2 | 0 | 2 | 45 | 0 | 45 |
| Kati | 0 | 0 | 0 | 1 | 0 | 1 | 2 | 0 | 2 | 11 | 0 | 11 | 26 | 0 | 26 |
| Kusini | 0 | 0 | 0 | 51 | 0 | 51 | 81 | 0 | 81 | 17 | 0 | 17 | 23 | 0 | 23 |
| Mjini | 0 | 0 | 0 | 0 | 0 | 0 | 0 | 0 | 0 | 124 | 0 | 124 | 97 | 0 | 97 |
| Magharibi 'A' | 0 | 0 | 0 | 0 | 0 | 0 | 0 | 0 | 0 | 63 | 0 | 63 | 34 | 0 | 34 |
| Magharibi 'B' | 0 | 0 | 0 | 5 | 0 | 5 | 6 | 0 | 6 | 114 | 13 | 127 | 204 | 0 | 204 |
| Wete | 0 | 0 | 0 | 14 | 0 | 14 | 5 | 0 | 5 | 13 | 0 | 13 | 65 | 0 | 65 |
| Micheweni | 0 | 0 | 0 | 1 | 0 | 1 | 0 | 0 | 0 | 6 | 0 | 6 | 8 | 0 | 8 |
| Chake chake | 0 | 0 | 0 | 3 | 0 | 3 | 0 | 0 | 0 | 10 | 0 | 10 | 43 | 0 | 43 |
| Mkoani | 0 | 0 | 0 | 0 | 0 | 0 | 0 | 0 | 0 | 9 | 0 | 9 | 18 | 0 | 18 |
| Total | 0 | 0 | 0 | 80 | 0 | 80 | 96 | 0 | 96 | 369 | 13 | 382 | 568 | 0 | 568 |

Source: Police Headquarter Zanzibar

Cont... Table 1.5: Reported Traffic Offences by District and Sex, March 2021

| District | Dangerous loads and passengers | | | Failure to write the address of the vehicle owner | | | Forged government documents to the passenger car | | | Failure to wear uniforms and badges for conductor and driver at passenger car | | | Non-Compliance with guidelines and traffic regulations | | | Total | | |
|---------------|--------------------------------|----------|------------|---|----------|-----------|--|----------|----------|---|----------|------------|--|----------|------------|--------------|-----------|--------------|
| | Male | Female | Total | Male | Female | Total | Wanaume | Male | Female | Total | Male | Female | Total | Wanawake | Male | Female | Total | Male |
| Kaskazini 'A' | 29 | 0 | 29 | 0 | 0 | 0 | 0 | 0 | 0 | 2 | 0 | 2 | 0 | 0 | 0 | 38 | 0 | 38 |
| Kaskazini 'B' | 30 | 0 | 30 | 0 | 0 | 0 | 0 | 0 | 0 | 21 | 0 | 21 | 53 | 0 | 53 | 156 | 0 | 156 |
| Kati | 12 | 0 | 12 | 0 | 0 | 0 | 0 | 0 | 0 | 11 | 0 | 11 | 1 | 0 | 1 | 64 | 0 | 64 |
| Kusini | 78 | 0 | 78 | 8 | 0 | 8 | 0 | 0 | 0 | 17 | 0 | 17 | 17 | 0 | 17 | 292 | 0 | 292 |
| Mjini | 22 | 0 | 22 | 0 | 0 | 0 | 0 | 0 | 0 | 20 | 0 | 20 | 38 | 0 | 38 | 301 | 0 | 301 |
| Magharibi 'A' | 22 | 0 | 22 | 0 | 0 | 0 | 0 | 0 | 0 | 36 | 0 | 36 | 74 | 0 | 74 | 229 | 0 | 229 |
| Magharibi 'B' | 29 | 0 | 29 | 2 | 0 | 2 | 0 | 0 | 0 | 22 | 0 | 22 | 14 | 0 | 14 | 396 | 13 | 409 |
| Wete | 25 | 0 | 25 | 0 | 0 | 0 | 0 | 0 | 0 | 14 | 0 | 14 | 11 | 0 | 11 | 147 | 0 | 147 |
| Micheweni | 6 | 0 | 6 | 1 | 0 | 1 | 0 | 0 | 0 | 0 | 0 | 0 | 3 | 0 | 3 | 25 | 0 | 25 |
| Chake chake | 6 | 0 | 6 | 0 | 0 | 0 | 0 | 0 | 0 | 0 | 0 | 0 | 11 | 0 | 11 | 73 | 0 | 73 |
| Mkoani | 63 | 0 | 63 | 0 | 0 | 0 | 0 | 0 | 0 | 21 | 0 | 21 | 23 | 0 | 23 | 134 | 0 | 134 |
| Total | 322 | 0 | 322 | 11 | 0 | 11 | 0 | 0 | 0 | 164 | 0 | 164 | 245 | 0 | 245 | 1,855 | 13 | 1,868 |

Source: Police Headquarter Zanzibar

Table 1.6: Statistics of Traffic Offences, between March 2020 and 2021

| District | Drinks/Drugs | | Dangerous driving | | Mechanical defect | | Driving without helmet | | Driving without license, Insurance and road license | | Dangerous loads and passengers | | Failure to write the address of the vehicle owner | | Forged government documents to the passenger car | | Failure to wear uniforms and badges for conductor and driver at passenger car | | Non-Compliance with guidelines and traffic regulations | | Total | | |
|---------------|--------------|----------|-------------------|-----------|-------------------|-----------|------------------------|------------|---|------------|--------------------------------|------------|---|-----------|--|----------|---|------------|--|------------|--------------|--------------|----|
| | Mar-20 | Mar-21 | Mar-20 | Mar-21 | Mar-20 | Mar-21 | Mar-20 | Mar-21 | Mar-20 | Mar-21 | Mar-20 | Mar-21 | Mar-20 | Mar-21 | Mar-20 | Mar-21 | Mar-20 | Mar-21 | Mar-20 | Mar-21 | Mar-20 | Mar-21 | |
| Kaskazini 'A' | 0 | 0 | 6 | 1 | 2 | 1 | 2 | 0 | 26 | 5 | 26 | 29 | 0 | 0 | 0 | 0 | 5 | 2 | 67 | 0 | 134 | 38 | |
| Kaskazini 'B' | 0 | 0 | 8 | 4 | 20 | 1 | 10 | 2 | 9 | 45 | 60 | 30 | 0 | 0 | 0 | 0 | 17 | 21 | 91 | 53 | 215 | 156 | |
| Kati | 0 | 0 | 9 | 1 | 30 | 2 | 6 | 11 | 13 | 26 | 36 | 12 | 9 | 0 | 0 | 0 | 0 | 21 | 11 | 13 | 1 | 137 | 64 |
| Kusini | 0 | 0 | 0 | 51 | 0 | 81 | 3 | 17 | 4 | 23 | 8 | 78 | 3 | 8 | 0 | 0 | 4 | 17 | 4 | 17 | 26 | 292 | |
| Mjini | 0 | 0 | 0 | 0 | 0 | 0 | 67 | 124 | 54 | 97 | 36 | 22 | 0 | 0 | 0 | 0 | 101 | 20 | 117 | 38 | 375 | 301 | |
| Magharibi 'A' | 0 | 0 | 0 | 0 | 0 | 0 | 21 | 63 | 43 | 34 | 37 | 22 | 1 | 0 | 0 | 0 | 22 | 36 | 65 | 74 | 189 | 229 | |
| Magharibi 'B' | 0 | 0 | 2 | 5 | 7 | 6 | 68 | 127 | 34 | 204 | 27 | 29 | 30 | 2 | 0 | 0 | 39 | 22 | 13 | 14 | 220 | 409 | |
| Wete | 1 | 0 | 33 | 14 | 2 | 5 | 12 | 13 | 62 | 65 | 42 | 25 | 6 | 0 | 0 | 0 | 18 | 14 | 25 | 11 | 201 | 147 | |
| Micheweni | 0 | 0 | 0 | 1 | 0 | 0 | 6 | 6 | 15 | 8 | 19 | 6 | 0 | 1 | 7 | 0 | 2 | 0 | 45 | 3 | 94 | 25 | |
| Chake chake | 0 | 0 | 0 | 3 | 0 | 0 | 10 | 10 | 22 | 43 | 52 | 6 | 0 | 0 | 0 | 0 | 56 | 0 | 37 | 11 | 177 | 73 | |
| Mkoani | 0 | 0 | 1 | 0 | 0 | 0 | 6 | 9 | 28 | 18 | 18 | 63 | 0 | 0 | 0 | 0 | 12 | 21 | 26 | 23 | 91 | 134 | |
| Total | 1 | 0 | 59 | 80 | 61 | 96 | 211 | 382 | 310 | 568 | 361 | 322 | 49 | 11 | 7 | 0 | 297 | 164 | 503 | 245 | 1,859 | 1,868 | |

Source: Police Headquarter Zanzibar

Table 1.7: Statistics of Traffic Offences between February and March, 2021

| District | Drinks/Drugs | | Dangerous driving | | Mechanical defect | | Driving without helmet | | Driving without license, Insurance and road license | | Dangerous loads and passengers | | Failure to write the address of the vehicle owner | | Forged government documents to the passenger car | | Failure to wear uniforms and badges for conductor and driver at passenger car | | Non-Compliance with guidelines and traffic regulations | | Total | |
|---------------|--------------|----------|-------------------|-----------|-------------------|-----------|------------------------|------------|---|------------|--------------------------------|------------|---|-----------|--|----------|---|------------|--|------------|--------------|--------------|
| | Feb | Mar | Feb | Mar | Feb | Mar | Feb | Mar | Feb | Mar | Feb | Mar | Feb | Mar | Feb | Mar | Feb | Mar | Feb | Mar | Feb | Mar |
| Kaskazini 'A' | 0 | 0 | 4 | 1 | 0 | 1 | 0 | 0 | 23 | 5 | 35 | 29 | 0 | 0 | 0 | 0 | 1 | 2 | 32 | 0 | 95 | 38 |
| Kaskazini 'B' | 0 | 0 | 6 | 4 | 3 | 1 | 4 | 2 | 45 | 45 | 30 | 30 | 0 | 0 | 0 | 0 | 23 | 21 | 53 | 53 | 164 | 156 |
| Kati | 0 | 0 | 11 | 1 | 63 | 2 | 16 | 11 | 38 | 26 | 93 | 12 | 7 | 0 | 0 | 0 | 72 | 11 | 104 | 1 | 404 | 64 |
| Kusini | 0 | 0 | 0 | 51 | 0 | 81 | 0 | 17 | 26 | 23 | 30 | 78 | 0 | 8 | 0 | 0 | 10 | 17 | 17 | 17 | 83 | 292 |
| Mjini | 0 | 0 | 0 | 0 | 0 | 0 | 39 | 124 | 41 | 97 | 32 | 22 | 0 | 0 | 0 | 0 | 35 | 20 | 53 | 38 | 200 | 301 |
| Magharibi 'A' | 0 | 0 | 0 | 0 | 0 | 0 | 46 | 63 | 22 | 34 | 46 | 22 | 0 | 0 | 0 | 0 | 33 | 36 | 94 | 74 | 241 | 229 |
| Magharibi 'B' | 0 | 0 | 3 | 5 | 14 | 6 | 95 | 127 | 57 | 204 | 84 | 29 | 8 | 2 | 0 | 0 | 42 | 22 | 24 | 14 | 327 | 409 |
| Wete | 0 | 0 | 5 | 14 | 0 | 5 | 17 | 13 | 27 | 65 | 16 | 25 | 0 | 0 | 0 | 0 | 2 | 14 | 8 | 11 | 75 | 147 |
| Micheweni | 0 | 0 | 3 | 1 | 0 | 0 | 0 | 6 | 13 | 8 | 3 | 6 | 0 | 1 | 0 | 0 | 0 | 0 | 4 | 3 | 23 | 25 |
| Chake chake | 0 | 0 | 15 | 3 | 0 | 0 | 14 | 10 | 15 | 43 | 11 | 6 | 0 | 0 | 0 | 0 | 9 | 0 | 21 | 11 | 85 | 73 |
| Mkoani | 0 | 0 | 0 | 0 | 0 | 0 | 3 | 9 | 24 | 18 | 42 | 63 | 0 | 0 | 0 | 0 | 19 | 21 | 34 | 23 | 122 | 134 |
| Total | 0 | 0 | 47 | 80 | 80 | 96 | 234 | 382 | 331 | 568 | 422 | 322 | 15 | 11 | 0 | 0 | 246 | 164 | 444 | 245 | 1,819 | 1,868 |

Source: Police Headquarter Zanzibar

Table 1.8: Charges paid to the District Court and Number of cases by District, March 2021

| District | Number of cases | Fees paid(TZS) |
|---------------|-----------------|-------------------|
| Kaskazini 'A' | 22 | 930,000 |
| Kaskazini 'B' | 73 | 2,385,000 |
| Kati | 95 | 4,775,000 |
| Kusini | 42 | 569,000 |
| Mjini | 121 | 3,835,000 |
| Magharibi 'A' | 116 | 2,442,000 |
| Magharibi 'B' | 185 | 6,512,000 |
| Wete | 15 | 1,075,000 |
| Micheweni | 2 | 120,000 |
| Chake chake | 53 | 5,430,000 |
| Mkoani | 62 | 174,000 |
| Total | 786 | 28,247,000 |

Explanatory Note

A road accident refers to any accident involving at least one road vehicle, occurring on a road open to public circulation, and in which at least one person is injured or killed. According to Penal Act no. 6/2004 Act to repeal the Penal Decree, chapter 13 of the law of Zanzibar limitation as time to death is defined as Killed persons are accident victims who die immediately or within one year and one day (366) following the accident. Injured persons are accident victims having suffered trauma requiring medical treatment with or without hospitalization.

Roads are primary mean of transportation. These provide human access to different places. Many people's use road for different means of transport. Some of them use vehicle, bicycle and others walk.

An offence is a crime that breaks a particular law and requires a particular punishment. Road accidents are caused by various human offenses. Many mistakes that make his appearance seem to be minor but his impact becomes great. As a result, people getting disabilities or dying

For more clarifications, please contact:

*Police Headquarters Zanzibar
P.O.BOX, 237, PHQ, Zanzibar
Email:cidphqznz@gmail.com*

*Office of the Chief Government Statistician
P.O. BOX, 2321, Zanzibar
Email: zanstat@ocgs.go.tz*